



US00D867367S

(12) **United States Design Patent**
Wang et al.

(10) **Patent No.:** **US D867,367 S**

(45) **Date of Patent:** **** Nov. 19, 2019**

(54) **CABLE**

(71) Applicants: **Xiang Wang**, Shen Zhen (CN); **Lei Liao**, Shen Zhen (CN)

(72) Inventors: **Xiang Wang**, Shen Zhen (CN); **Lei Liao**, Shen Zhen (CN)

(**) Term: **15 Years**

(21) Appl. No.: **29/645,412**

(22) Filed: **Apr. 26, 2018**

(51) **LOC (12) Cl.** **14-02**

(52) **U.S. Cl.**
USPC **D14/433**

(58) **Field of Classification Search**
USPC D14/356, 432-434, 453, 454, 511, 203.8,
D14/209.1, 238.1, 240, 125; 439/638,
439/928, 105, 502; 710/303, 304;
361/679.41, 679.55, 679.56; D13/110,
D13/133, 146

CPC ... H04L 12/2832; H04L 12/2838; G06F 3/00;
G06F 5/00; G06F 13/14

See application file for complete search history.

(56) **References Cited**

U.S. PATENT DOCUMENTS

D628,537 S * 12/2010 Nagata D13/147
D636,337 S * 4/2011 Smith D13/147
D682,835 S * 5/2013 Daniel D14/433

D711,383 S * 8/2014 Lam D14/433
D727,907 S * 4/2015 Higashi D14/433
D730,903 S * 6/2015 Langhammer D14/433
D731,489 S * 6/2015 Langhammer D14/433
D733,142 S * 6/2015 Solomon D14/433
D743,965 S * 11/2015 Laffon de Mazieres D13/154
D746,822 S * 1/2016 Park D14/433
D778,913 S * 2/2017 Huang D13/110
D782,484 S * 3/2017 Hu D14/433
D795,875 S * 8/2017 Kim D14/433
D814,471 S * 4/2018 Kim D14/433
D820,264 S * 6/2018 Lai D14/433
D824,388 S * 7/2018 Fawcett D14/433
D833,445 S * 11/2018 Xie D14/433
D843,375 S * 3/2019 Claudepierre D14/433
D851,089 S * 6/2019 Sweet D14/433

* cited by examiner

Primary Examiner — Austin Murphy

(57) **CLAIM**

The ornamental design for a cable, as shown and described.

DESCRIPTION

FIG. 1 is a perspective view of a cable showing my new design;

FIG. 2 is a front elevational view thereof;

FIG. 3 is a rear elevational view thereof;

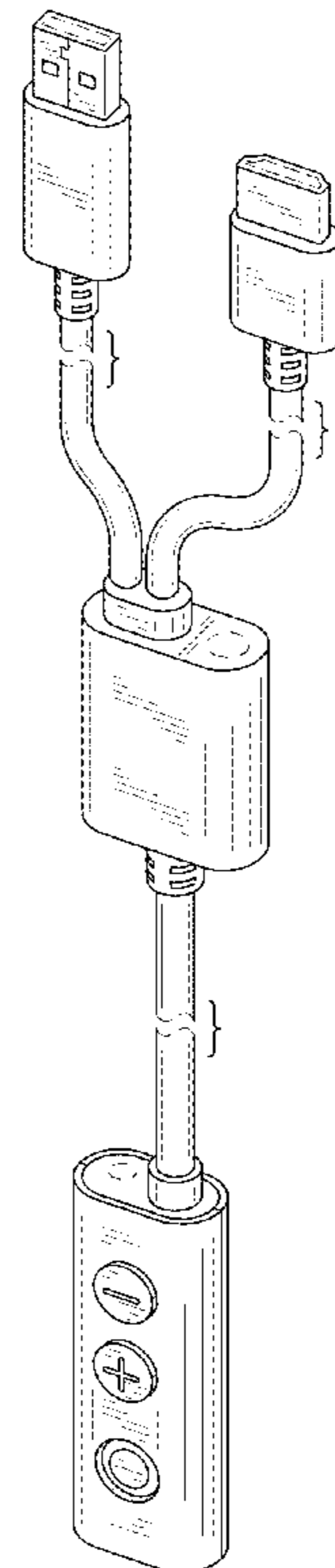
FIG. 4 is a left side elevational view thereof;

FIG. 5 is a right side elevational view thereof;

FIG. 6 is a top plan view thereof; and,

FIG. 7 is a bottom plan view thereof.

1 Claim, 6 Drawing Sheets



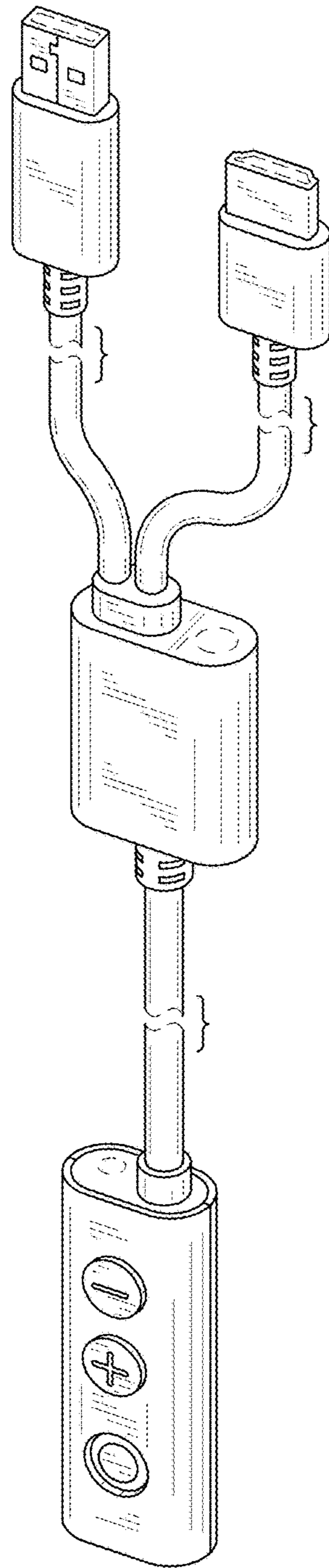


FIG. 1

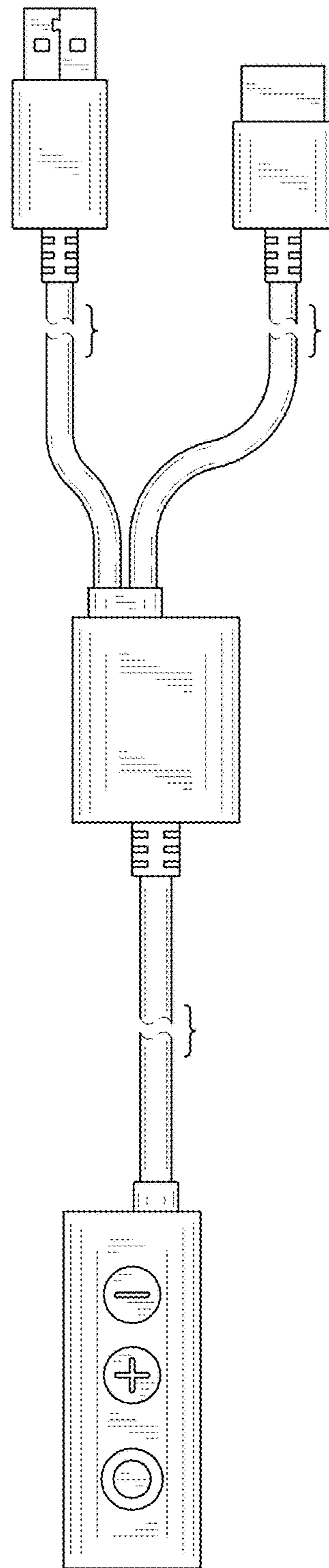


FIG. 2

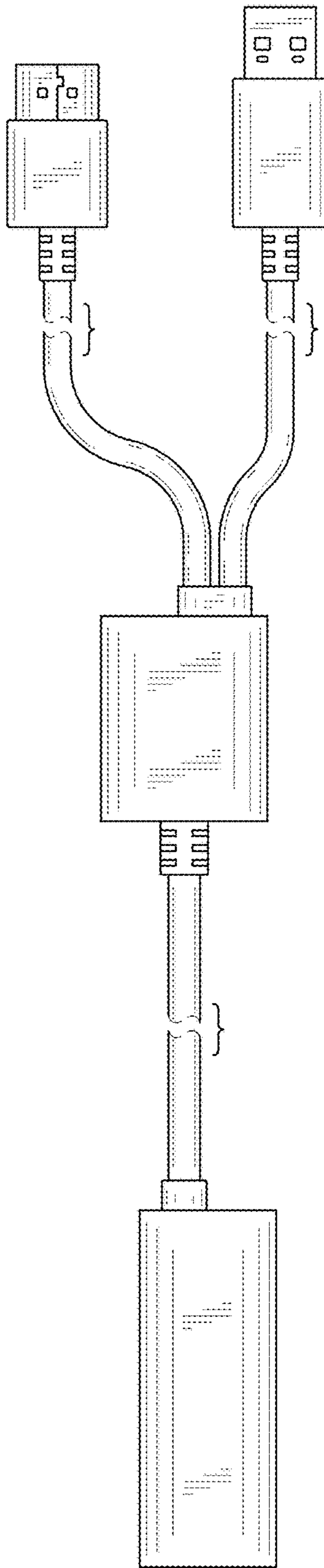


FIG. 3

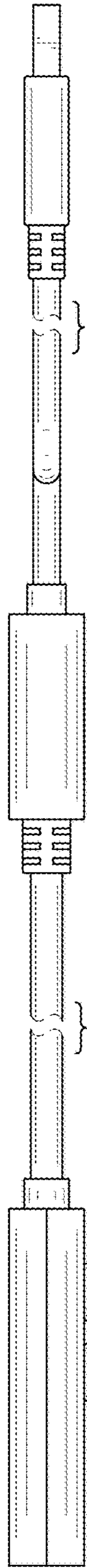


FIG. 4

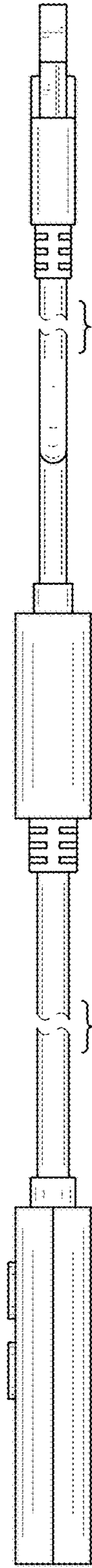


FIG. 5

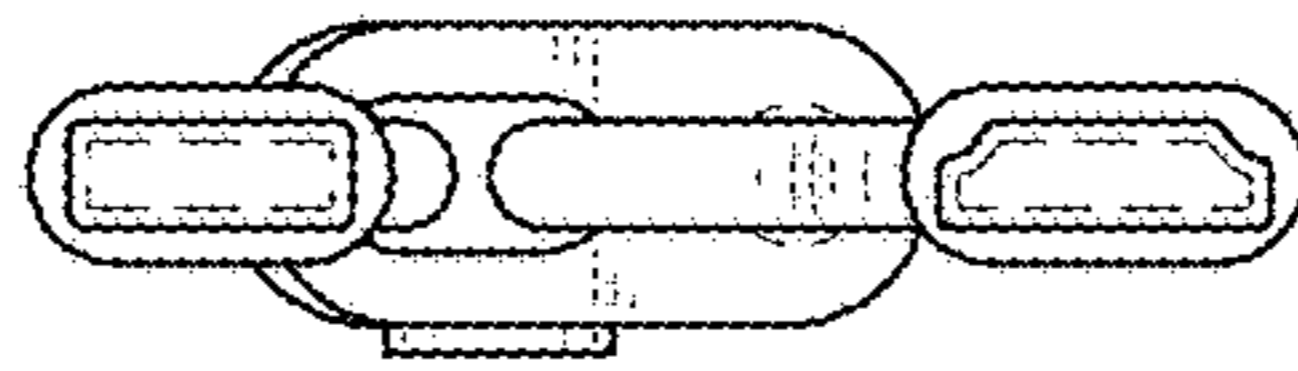


FIG. 6

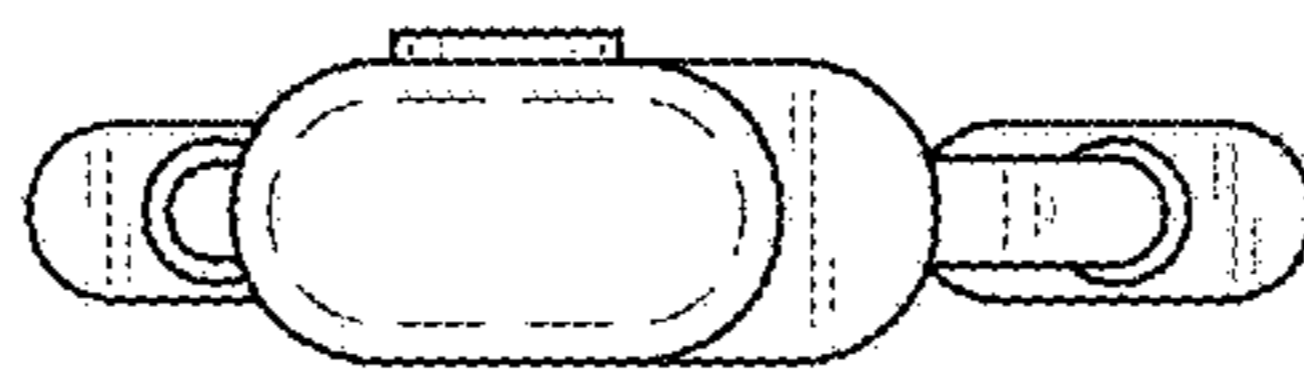


FIG. 7