



US00D867353S

(12) **United States Design Patent** (10) **Patent No.:** **US D867,353 S**
Kim (45) **Date of Patent:** **** Nov. 19, 2019**

(54) **PHONE CASE**

(71) Applicant: **Spigen, Inc.**, Irvine, CA (US)
(72) Inventor: **Woojin Kim**, Fullerton, CA (US)
(73) Assignee: **SPIGEN, INC.**, Irvine, CA (US)
(**) Term: **15 Years**

(21) Appl. No.: **29/618,103**

(22) Filed: **Sep. 19, 2017**

(51) **LOC (12) Cl.** **14-03**

(52) **U.S. Cl.**
USPC **D14/250**

(58) **Field of Classification Search**
USPC D14/143, 189, 203.2–203.7, 217, 238.1,
D14/240, 248, 250–253, 440, 447, 496;
D3/201, 218, 247–251, 269, 273, 301,
D3/303; D13/103, 107–108, 119;
D5/32–39
CPC A45C 1/06; A45C 11/00; A45C 13/02;
A45C 2011/002; A45F 2005/026; A45F
2200/0525; A45F 2200/0516; H04B
1/3888; H04M 1/0283; H04M 1/0202
See application file for complete search history.

(56) **References Cited**

U.S. PATENT DOCUMENTS

D96,015 S *	6/1935	Bruine	D5/56
7,562,991 B2 *	7/2009	Benson	G02B 5/124 359/530
D703,656 S *	4/2014	Witter	D14/250
D704,684 S *	5/2014	Yeh	D14/248
D704,685 S *	5/2014	Yeh	D14/248
D709,869 S *	7/2014	Witter	D14/250
D729,219 S *	5/2015	Yung	D14/250
D731,471 S *	6/2015	Song	D14/248
D754,978 S *	5/2016	Blakely	A41B 17/00 D5/56
D755,167 S *	5/2016	Chen	D14/248
D771,027 S *	11/2016	Prstojevich	D14/250
D771,611 S *	11/2016	Chang	D14/250

(Continued)

OTHER PUBLICATIONS

Caseology Galaxy S9 Case, posted at amazon.com, earliest date reviewed on Mar. 9, 2018, [online], acquired on May 23, 2018. Available from Internet, <URL:https://www.amazon.com/Caseology-Galaxy-Legion-Protection-Samsung/dp/B07992Q37R/ref=cm_cr_ar_p_d_product_top?ie=UTF8> (Year: 2018).*

Primary Examiner — Lilyana Bekic
Assistant Examiner — Aula Soroush

(74) *Attorney, Agent, or Firm* — Heedong Chae; Lucem, PC

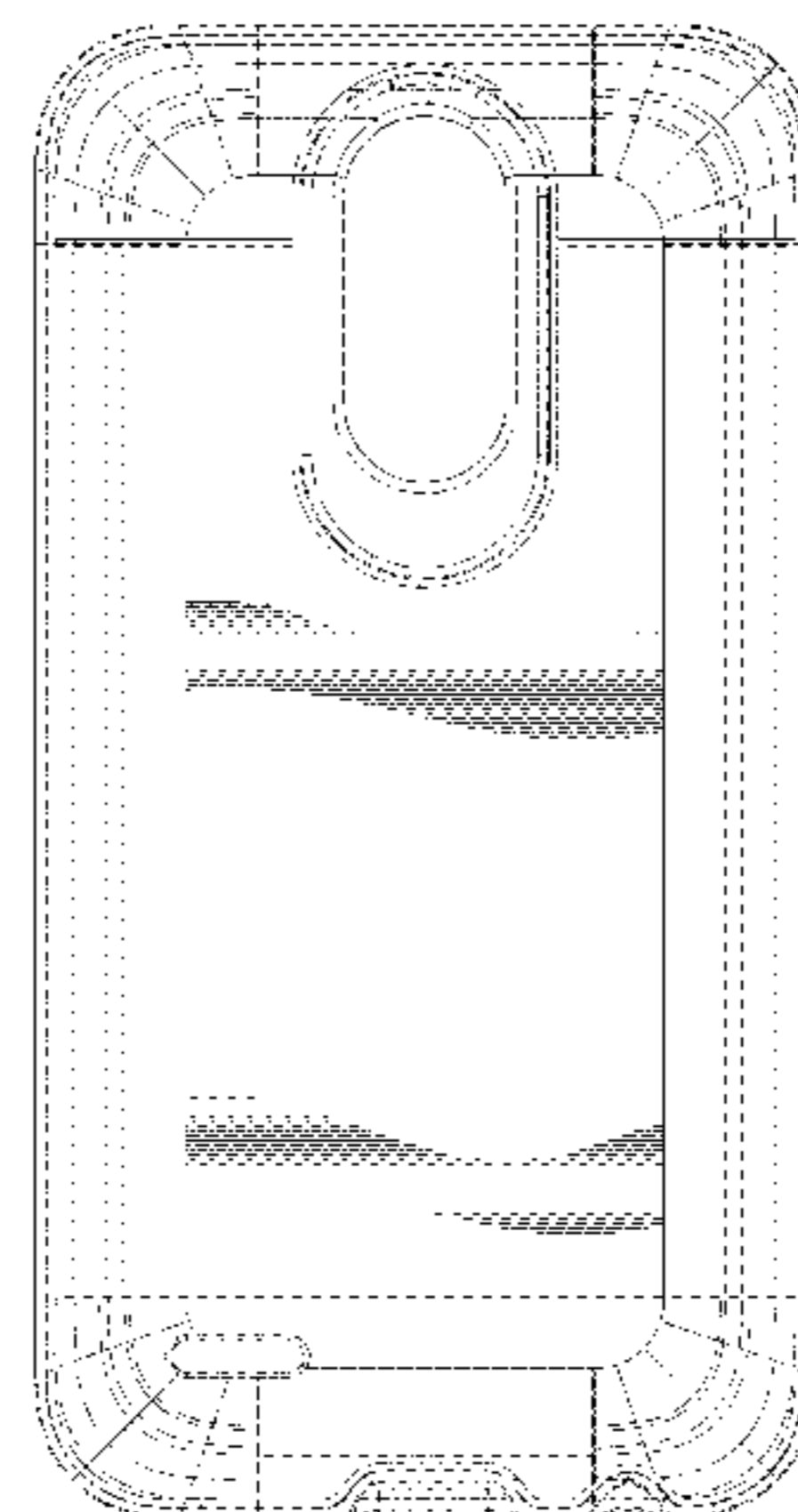

(57) **CLAIM**

The ornamental design for a phone case, as shown and described.

DESCRIPTION

FIG. 1 is a top perspective view showing the top, front, and right sides as well as the inner left interior surface of a phone case;
FIG. 2 is a bottom perspective view showing the bottom, front, and left sides as well as the inner right interior surface of the phone case;
FIG. 3 is a further bottom perspective view showing the bottom, front, and right sides as well as the inner left interior surface of the phone case;
FIG. 4 is a further bottom perspective view showing the bottom, left, and back sides of the phone case;
FIG. 5 is a front elevation view of the phone case;
FIG. 6 is a rear elevation view of the phone case;
FIG. 7 is a left side elevation view of the phone case;
FIG. 8 is a right side elevation view of the phone case;
FIG. 9 is a top plan view of the phone case; and,
FIG. 10 is a bottom plan view of the phone case.
The broken lines in the drawings represent portions of the phone case that form no part of the claimed design.

1 Claim, 8 Drawing Sheets



(56)

References Cited

U.S. PATENT DOCUMENTS

D782,460 S * 3/2017 Bertrand D14/250
D791,773 S * 7/2017 Moore D14/440
D792,877 S * 7/2017 Kim D14/250
D808,943 S * 1/2018 Kamalandua Makasi ... D14/250

* cited by examiner

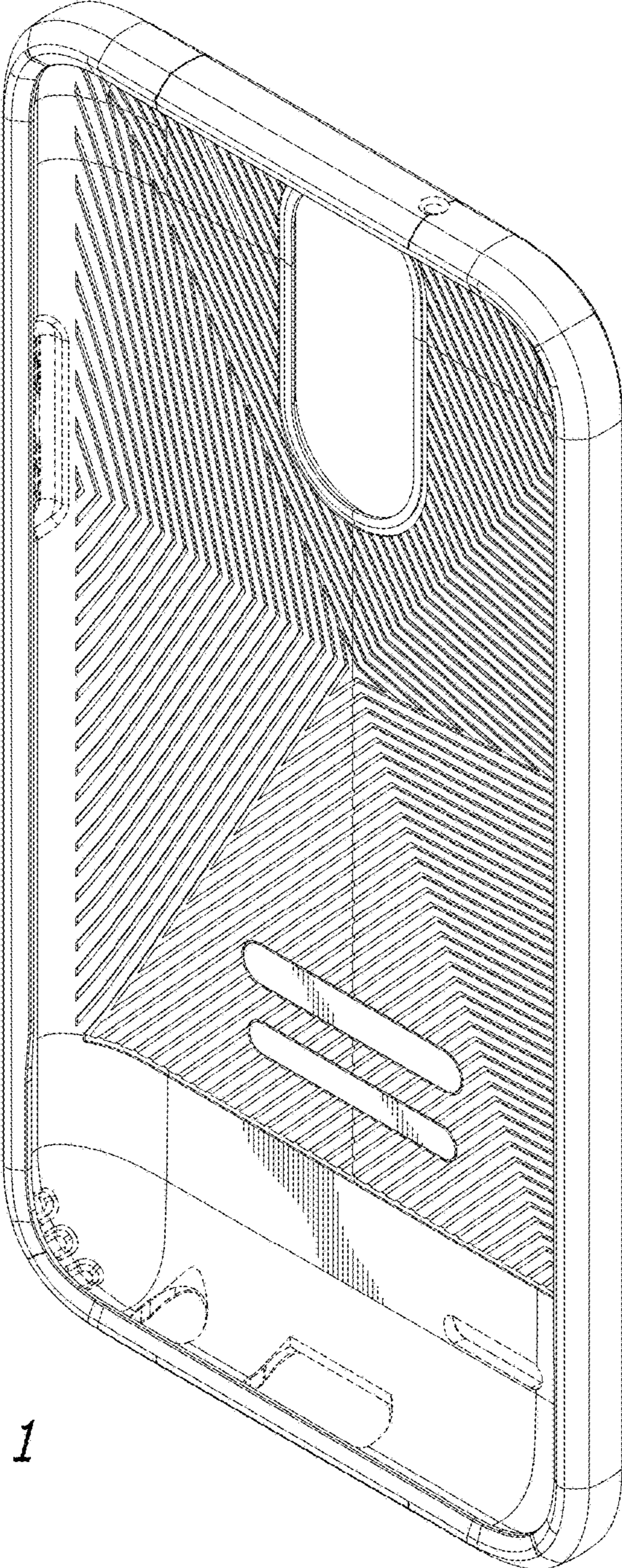


FIG. 1

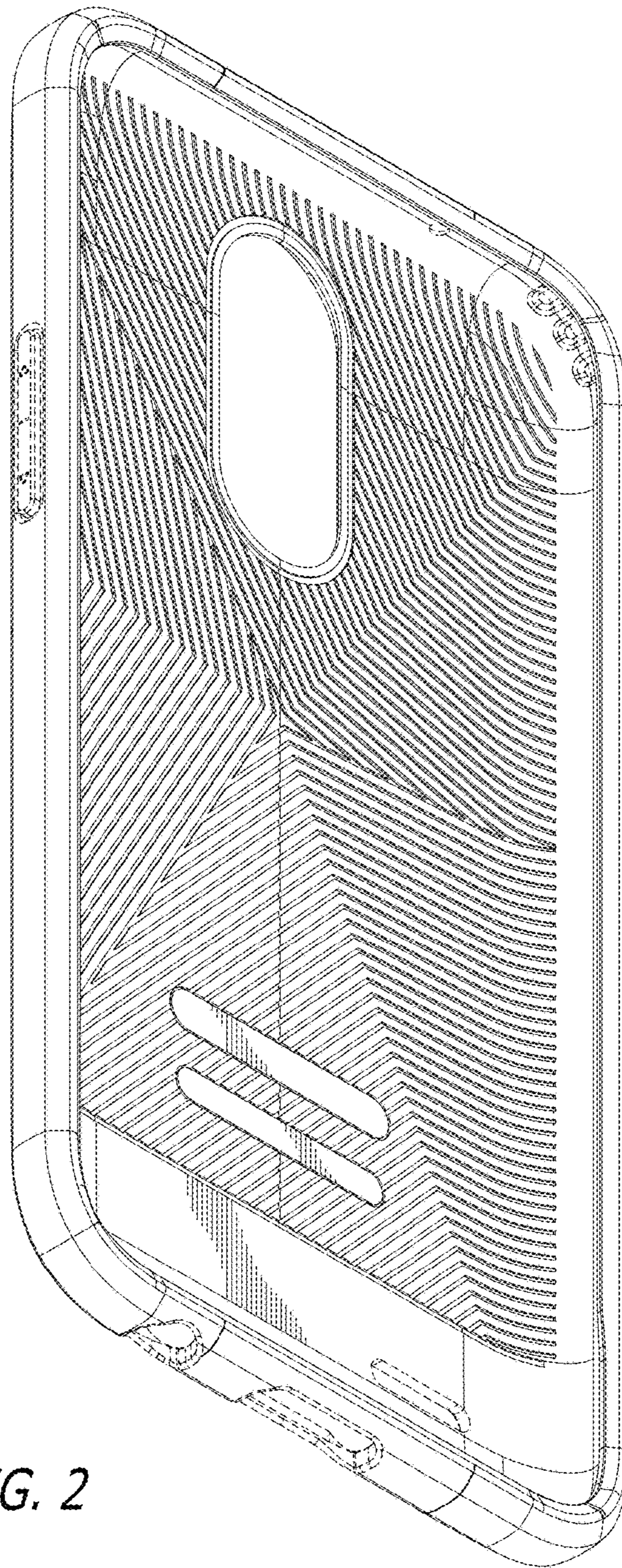


FIG. 2

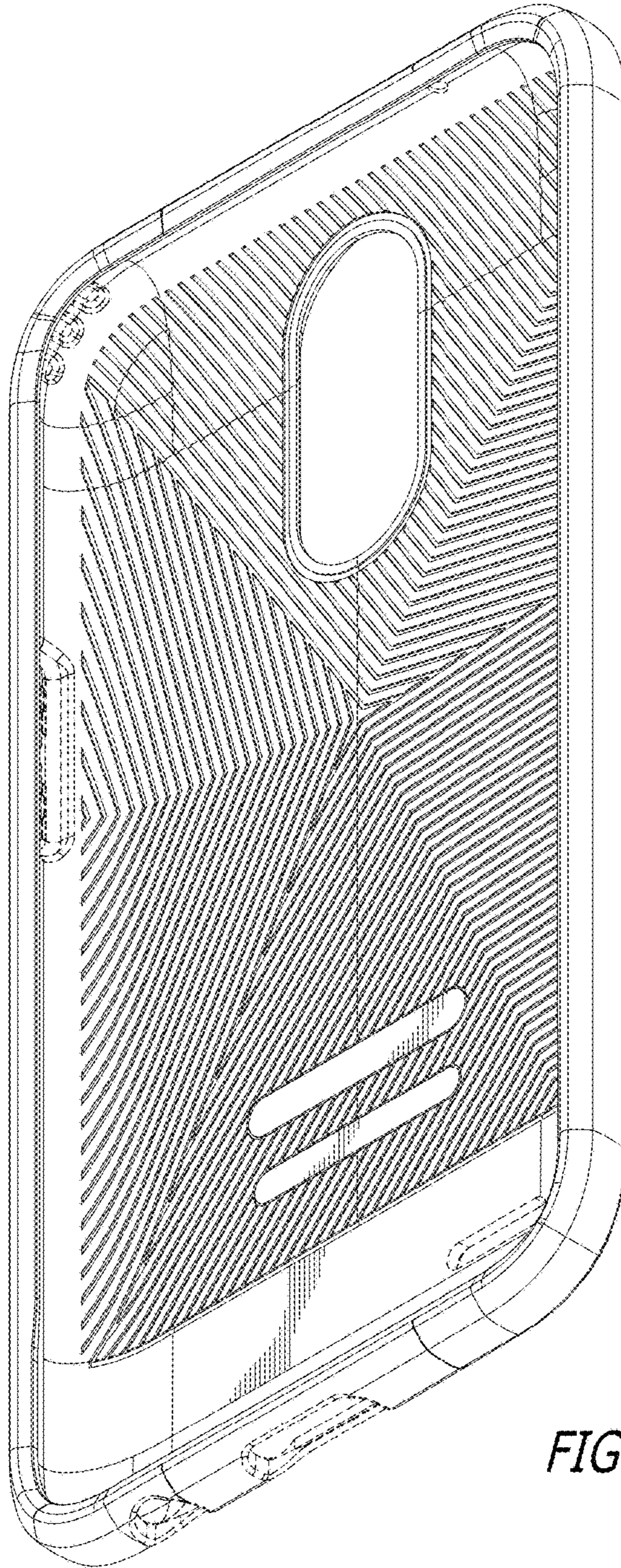


FIG. 3




FIG. 4

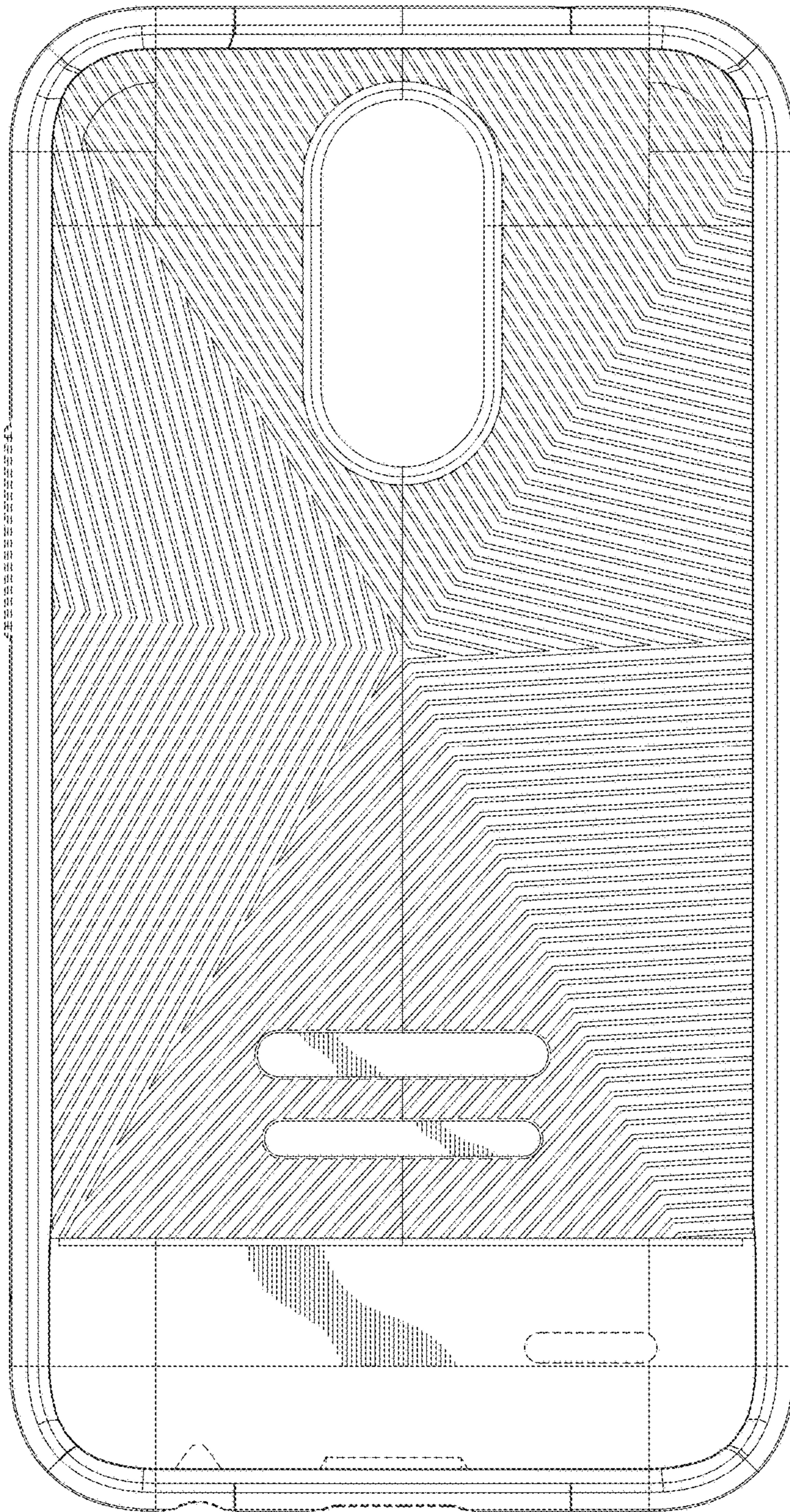


FIG. 5

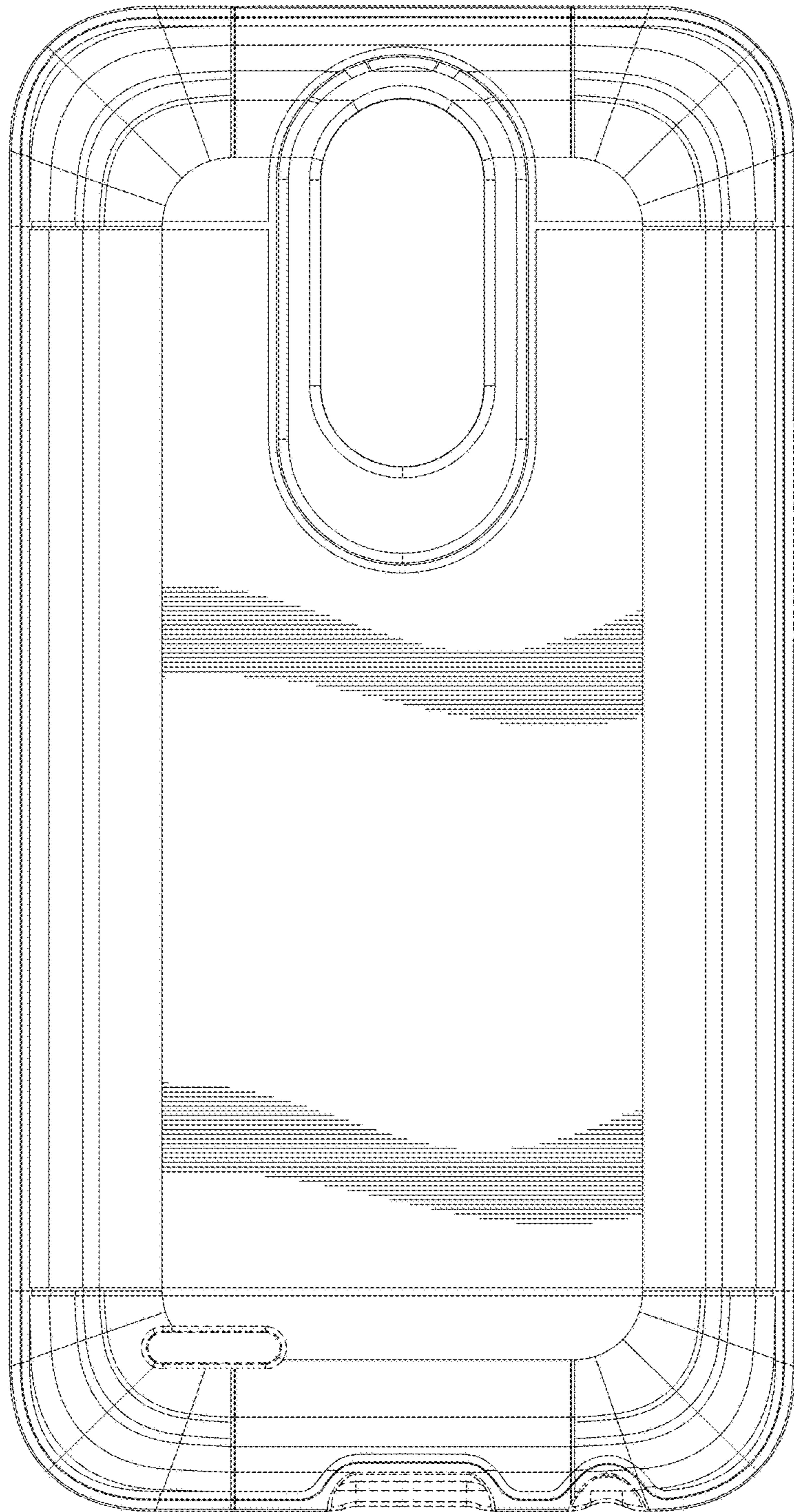


FIG. 6




FIG. 7




FIG. 8

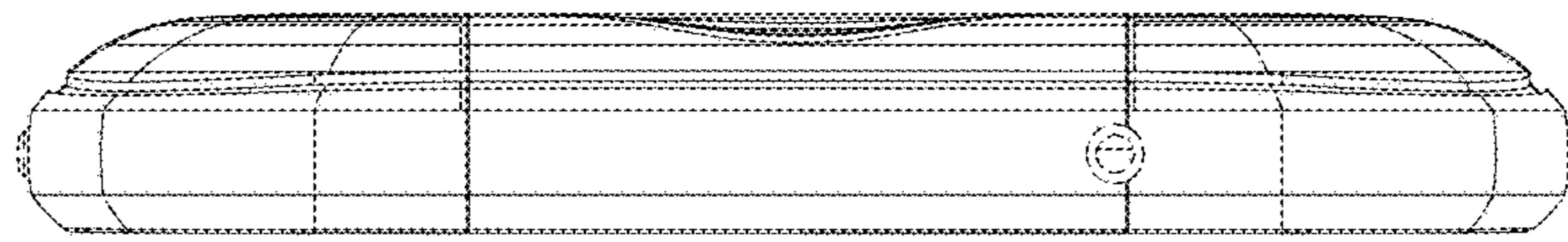


FIG. 9




FIG. 10