



US00D867347S

(12) **United States Design Patent** (10) **Patent No.:** **US D867,347 S**
Ross, III et al. (45) **Date of Patent:** **** Nov. 19, 2019**

(54) **ANTENNA**

(71) Applicant: **Antennas Direct, Inc.**, Ellisville, MO (US)

(72) Inventors: **John Edwin Ross, III**, Moab, UT (US); **Richard E. Schneider**, Wildwood, MO (US)

(**) Term: **15 Years**

(21) Appl. No.: **29/671,595**

(22) Filed: **Nov. 28, 2018**

Related U.S. Application Data

(63) Continuation-in-part of application No. 15/685,749, filed on Aug. 24, 2017, which is a continuation of application No. 14/308,422, filed on Jun. 18, 2014, now abandoned, and a continuation-in-part of application No. 29/430,632, filed on Aug. 28, 2012, now abandoned, which is a continuation-in-part of application No. 29/376,791, filed on Oct. 12, 2010, now Pat. No. Des. 666,178, said application No. 14/308,422 is a continuation-in-part of application No. 13/759,750, filed on Feb. 5, 2013, now Pat. No. 8,994,600, which is a continuation-in-part of application No. 12/606,636, filed on Oct. 27, 2009, now Pat. No. 8,368,607, which is a continuation-in-part of application No. 12/050,133, filed on Mar. 17, 2008, now Pat. No. 7,609,222, which is a continuation-in-part of application No.

(Continued)

(51) **LOC (12) Cl.** **14-03**

(52) **U.S. Cl.**
USPC **D14/230**

(58) **Field of Classification Search**
USPC D14/138, 230-238, 299, 358; D12/42, D12/43
CPC H01Q 7/00; H01Q 13/10; H01Q 9/285; H01Q 19/30; H01Q 19/12; H01Q 1/38; H01Q 1/36; H04B 1/0475; H04B 1/034; H05K 11/00

See application file for complete search history.

(56) **References Cited**

U.S. PATENT DOCUMENTS

2,060,098 A 11/1936 Norman
2,220,008 A 10/1940 Woodward et al.

(Continued)

FOREIGN PATENT DOCUMENTS

CN 201243084 Y 5/2009
CN ZL2008200072832 5/2009

(Continued)

OTHER PUBLICATIONS

Mao S-G et al., "Time-doman characteristics of ultra-wideband tapered loop antennas", Electronics Letters, IEE Stevenage, GB, vol. 42, No. 22, Oct. 26, 2006; 1262-1264; 2 pages.

(Continued)

Primary Examiner — John Windmuller
(74) *Attorney, Agent, or Firm* — Harness, Dickey & Pierce, P.L.C.; Anthony G. Fussner

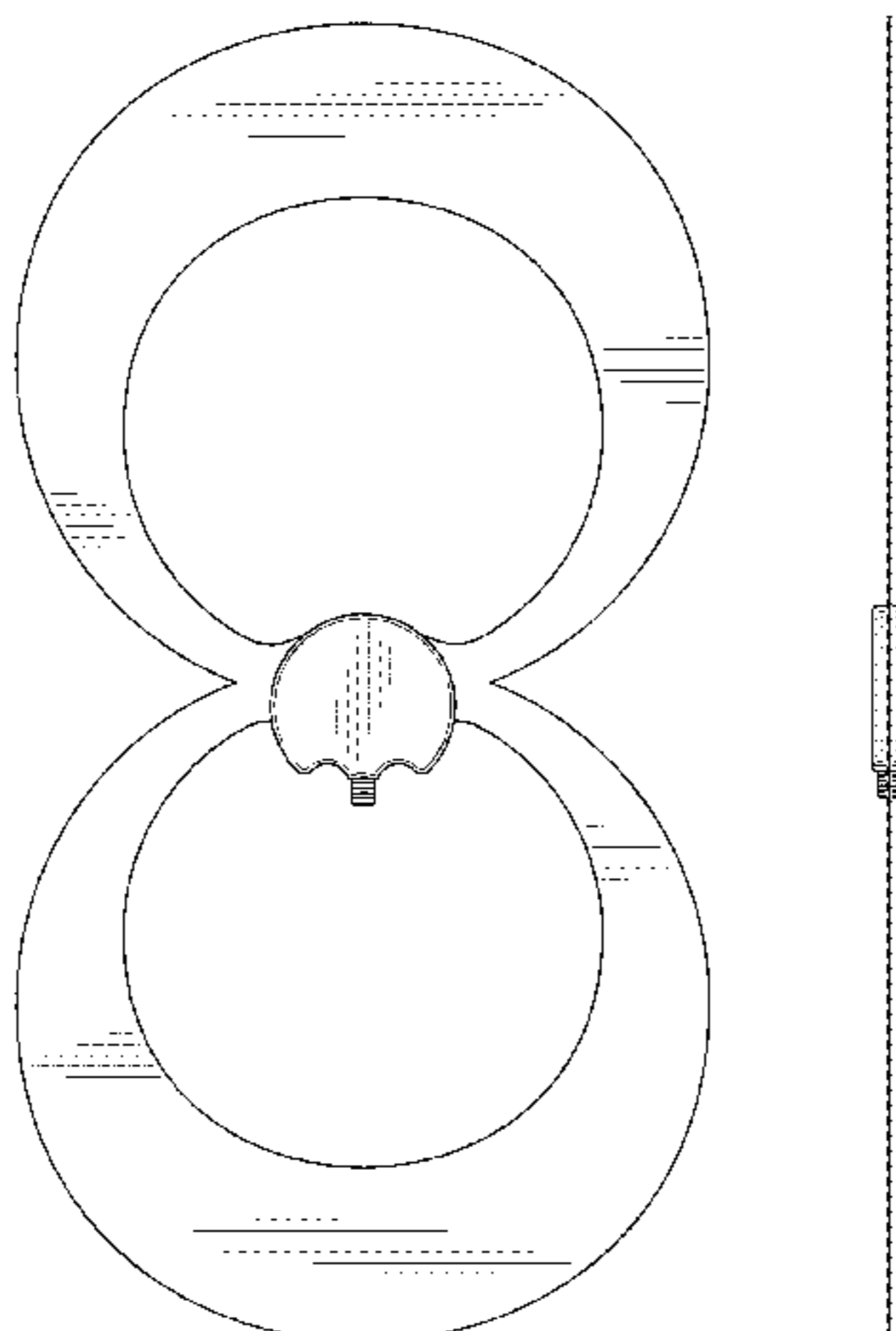
(57) **CLAIM**

The ornamental design for an antenna, as shown and described herein.

DESCRIPTION

FIG. 1 is a perspective view of the antenna showing our new design;
FIG. 2 is a back perspective view thereof;
FIG. 3 is a front elevation view thereof;
FIG. 4 is a back elevation thereof;
FIG. 5 is a right elevation view thereof;
FIG. 6 is a left elevation view thereof;
FIG. 7 is a top plan view thereof; and,
FIG. 8 is a bottom plan view thereof.

1 Claim, 5 Drawing Sheets



Related U.S. Application Data

29/304,423, filed on Feb. 29, 2008, now Pat. No. Des. 598,433, said application No. 12/606,636 is a continuation-in-part of application No. 12/040,464, filed on Feb. 29, 2008, now Pat. No. 7,839,347, said application No. 12/606,636 is a continuation-in-part of application No. 29/305,294, filed on Mar. 17, 2008, now Pat. No. Des. 604,276, which is a continuation-in-part of application No. 12/040,464, filed on Feb. 29, 2008, now Pat. No. 7,839,347, which is a continuation of application No. 12/050,133, filed on Mar. 17, 2008, now Pat. No. 7,609,222, said application No. 12/606,636 is a continuation-in-part of application No. PCT/US2008/061908, filed on Apr. 29, 2008, and a continuation of application No. 12/040,464, filed on Feb. 29, 2008, now Pat. No. 7,839,347, and a continuation of application No. 12/050,133, filed on Mar. 17, 2008, now Pat. No. 7,609,222.

7,126,556	B1	10/2006	Wang
7,209,089	B2	4/2007	Schantz
D544,471	S	6/2007	Wang
7,239,290	B2	7/2007	Poilasne et al.
7,245,266	B1	7/2007	Szente et al.
D558,189	S	12/2007	Inoue
D581,931	S	12/2008	Pine
D585,883	S	2/2009	Kaneko
D598,433	S	8/2009	Schneider et al.
D598,434	S	8/2009	Schneider et al.
7,609,222	B2	10/2009	Schneider et al.
D604,276	S	11/2009	Schneider et al.
D611,460	S	3/2010	Chao
7,693,570	B2	4/2010	Green et al.
D624,531	S	9/2010	Fleck et al.
7,839,347	B2	11/2010	Schneider et al.
7,839,351	B2	11/2010	Schadler et al.
7,898,496	B2	3/2011	Olsen et al.
7,936,311	B2	5/2011	Rowser et al.
7,990,335	B2	8/2011	Schneider et al.
8,144,069	B2	3/2012	Sadowski et al.
8,174,457	B1	5/2012	Lam
D666,178	S	8/2012	Schneider et al.
8,368,607	B2	2/2013	Schneider et al.
8,736,500	B1	5/2014	Lam
8,994,600	B2 *	3/2015	Schneider H01Q 7/00 343/741

(56)

References Cited

U.S. PATENT DOCUMENTS

2,437,251	A	3/1948	Frische et al.
2,480,155	A	8/1949	Masters
2,589,578	A	3/1952	Sabins
D170,203	S	8/1953	Leonard
D171,560	S	2/1954	Ritter
D177,200	S	3/1956	Valiulis
D179,111	S	11/1956	Ballan
2,821,710	A	1/1958	Hale
3,015,101	A	12/1961	Turner et al.
3,123,826	A	3/1964	Durham
3,161,975	A	12/1964	McMillan
3,239,838	A	3/1966	Kelleher
3,261,019	A	7/1966	Lundy
3,273,158	A	9/1966	Fouts et al.
D209,402	S	11/1967	Burlingame
D211,025	S	5/1968	Callaghan
3,434,145	A	3/1969	Wells
3,521,284	A	7/1970	Strom et al.
3,560,983	A	2/1971	Willie et al.
3,587,105	A	6/1971	Neilson
3,721,990	A	3/1973	Gibson et al.
3,739,388	A	6/1973	Callaghan
3,828,867	A	8/1974	Elwood
3,971,031	A	7/1976	Burke
4,183,027	A	1/1980	Ehrenspeck
4,184,163	A	1/1980	Woodward
4,418,427	A	11/1983	Muterspaugh
D310,671	S	9/1990	Weiss
4,987,424	A	1/1991	Tamura et al.
D318,673	S	7/1991	Terk
D327,690	S	7/1992	Ogawa et al.
D332,262	S	1/1993	Borchardt
5,280,645	A	1/1994	Nguyen et al.
D344,731	S	3/1994	Witzky
5,313,218	A	5/1994	Busking
5,943,025	A	8/1999	Benham et al.
D414,495	S	9/1999	Heiligenstein et al.
5,959,586	A	9/1999	Benham et al.
D421,610	S	3/2000	Ghalebi
6,054,963	A	4/2000	Muterspaugh
6,239,764	B1	5/2001	Timofeev et al.
D449,593	S	10/2001	Schultz
6,590,541	B1	7/2003	Schultze
6,593,886	B2	7/2003	Schantz
D480,714	S	10/2003	Wang
6,680,708	B2	1/2004	Yamaki
D501,468	S	2/2005	Wang
6,885,352	B2	4/2005	Lee et al.
6,917,793	B2	7/2005	Wang
6,922,179	B2	7/2005	McCollum
7,091,925	B1	8/2006	Wang

10,128,575	B2	11/2018	Ross et al.
D837,769	S *	1/2019	Yang D14/230
D838,697	S *	1/2019	Yang D14/230
D847,798	S *	5/2019	Yang D14/230
D849,722	S *	5/2019	Yang D14/230
D850,425	S *	6/2019	Yang D14/230
2002/0158798	A1	10/2002	Chiang et al.
2003/0071757	A1	4/2003	Yamaki
2004/0090379	A1	5/2004	Fourdeux et al.
2004/0090385	A1	5/2004	Green
2004/0113841	A1	6/2004	Louzir et al.
2004/0217912	A1	11/2004	Mohammadian
2005/0088342	A1	4/2005	Parsche
2005/0162332	A1	7/2005	Schantz
2005/0259023	A1	11/2005	Wang
2005/0280582	A1	12/2005	Powell et al.
2006/0033665	A1	2/2006	Yang
2006/0055618	A1	3/2006	Poilasne et al.
2006/0077115	A1	4/2006	Oh et al.
2006/0103577	A1	5/2006	Lee
2006/0164304	A1	7/2006	Huang et al.
2007/0069955	A1	3/2007	McCorkle
2007/0200769	A1	8/2007	Nakano et al.
2008/0040464	A1	2/2008	Chia
2008/0094291	A1	4/2008	Bystrom et al.
2008/0211720	A1	9/2008	Hansen
2008/0258980	A1	10/2008	Chen et al.
2008/0291345	A1	11/2008	Schneider
2009/0058732	A1	3/2009	Nakano et al.
2009/0073067	A1	3/2009	Soler Castany et al.
2009/0146899	A1	6/2009	Schneider et al.
2010/0085269	A1	4/2010	Sadowski et al.
2014/0292597	A1	10/2014	Schneider et al.

FOREIGN PATENT DOCUMENTS

CN	ZL2008301199963	5/2009
CN	101453057 A	6/2009
CN	ZL2008301199978	7/2009
CN	ZL2008300091398	9/2009
CN	203707328 U	7/2014
EM	000946587	5/2008
EP	1555717 A1	7/2005
EP	1653560 A1	5/2006
EP	1753080 A1	2/2007
GB	2263360 A	7/1993
JP	D1213590	6/2004
TW	M249233 U	11/2004
TW	D112283	8/2006
TW	D119092	9/2007
TW	200926506 A	6/2009
TW	D129744	7/2009

(56)

References Cited

FOREIGN PATENT DOCUMENTS

TW	D129745	7/2009
TW	D129746	7/2009
WO	WO-2009073249 A1	6/2009

OTHER PUBLICATIONS

European Search Report dated Apr. 24, 2014 for EP application No. 14135878.5 which claims priority to the instant application; 9 pages.

IEEE Spectrum: Antennas for the New Airwaves, <http://www.spectrum.ieee.org/print/7328>, Published Feb. 2009, 9 pages, Authors Richard Schneider and John Ross.

Antenna Engineering Handbook, 3rd Edition, Edited by Richard C. Johnson, McGraw Hill, 1993, pp. 5-13 to 5-16.

One-Element Loop Antenna with Finite Reflector, B. Rojarayanont and T. Sekiguchi, Electronics & Communications in Japan, vol. 59-B, No. 5, May 1976, p. 68.

Frequency-and Time-Domain Modeling of Tapered Loop Antennas in Ultra-Wideband Radio Systems, Shiou-Li Chen and Shau-Gang Mao, Graduate Institute of Computer and Communication Engineer, pp. 179-182, IEEE copyright notice 2006.

Planar Miniature Tapered-Slot-Fed Annular Slot Antennas for Ultrawide-Band Radios, Tzyh-Ghuang Ma, Student Member, and Shyh-Kang, Jeng, Senior Member, IEEE, IEEE Transactions on Antennas and Propagation vol. 53, No. 3, Mar. 2005, pp. 1194-1202.

Self-Mutual Admittances of Two Identical Circular Loop Antennas in a Conducting Medium and in Air, K. Iizuka, Senior Member, IEEE, R. W. P. King, Fellow, IEEE, and C. W. Harrison, Jr., Senior Member, IEEE, IEEE Transactions on Antennas and Propagation, vol. AP014, No. 4, Jul. 1966, pp. 440-450.

A Broadband Eccentric Annular Slot Antenna, Young Hoon Suh and Ikmo Park, Department Electrical Engineering, Ajou University, pp. 94-97, IEEE copyright notice 2001.

A Printed Crescent Patch Antenna for Ultrawideband Applications, Ntsanderh C. Azenui and H.Y.D. Yang, IEEE Antennas and Wireless Propagation Letters, vol. 6, 2007, pp. 113-116.

Design of Compact Components for Ultra Wideband Communication Front Ends, Marek Bialkowski, Amin Abbosh, and Hing Kan,

School of Information Technology and Electrical Engineering, The University of Queensland, four pages.

Nonfinal Office Action dated Apr. 17, 2012 from design U.S. Appl. No. 29/376,791 which is a continuation of the instant application; 8 pages.

Tofel, Kevin C., HD Picture frame antenna, Aug. 11, 2005, <http://hd.engadget.com/2005/08/11/hd-picture-frame-antenna>, 1 page.

Antennas Direct, PF7 Picture Frame Antenna, Oct. 1, 2005, Antennas Direct, <http://web.archive.org/web/2005100102653/http://antennasdirect.com/PF7.su-b--antenna.html>, 1 page.

United States Office Action dated Sep. 13, 2011, issued in U.S. Appl. No. 12/126,593, which shares a common inventor with the instant application, 13 pages.

European Search Report dated Jan. 17, 2011, issued by the European Patent Office for European Patent Application No. EP 10193159.0 which is related to the instant application through a priority claim; (5 pages).

European Supplementary Search Report and Opinion dated Oct. 7, 2010, issued by the European Patent Office for European Patent Application No. EP 08747115 (6 pages).

Clearstream.TM. 2V; <http://www.antennasdirect.com/cmss.sub--files/attachementlibrary/pdf/C2-V-.sub--QS.sub--FINAL.sub--20120702.pdf>; Jul. 2, 2012; 2 pgs.

Chinese office action dated Nov. 4, 2015 for Chinese application No. 2014101113505 filed Feb. 7, 2014, published as CN103972657 on Aug. 6, 2014, which names the same inventors, Richard E. Schneider and John Edwin Ross III, as the instant application but is not related through a priority claim; 7 pages.

C. M. Shah, S. Siriam, M. Bhaskaran and A. Mitchell, "Large area metal-silicone flexible electronic structures," 2010 Conference on Optoelectronic and Microelectronic Materials and Devices, Canberra, ACT, 2010, pp. 187-188.

Antenna Theory: a. Review, Balanis, Proc. IEEE vol. 80 No. 1 Jan. 1992, 17 pages.

"Television Antenna", Wikipedia: The Free encyclopedia. Wikimedia Foundation, Inc. Mar. 13, 2017. Web. Mar. 15, 2017, 6 pages.

"Analog High-Definition Television System", Wikipedia: The Free Encyclopedia. Wikimedia Foundation, Inc. Oct. 12, 2016. Web. Mar. 16, 2017, 5 pages.

Nonfinal Office Action dated May 18, 2018 for U.S. Appl. No. 15/685,749, filed Aug. 24, 2017 which is the parent application to the instant application; 8 pages.

* cited by examiner

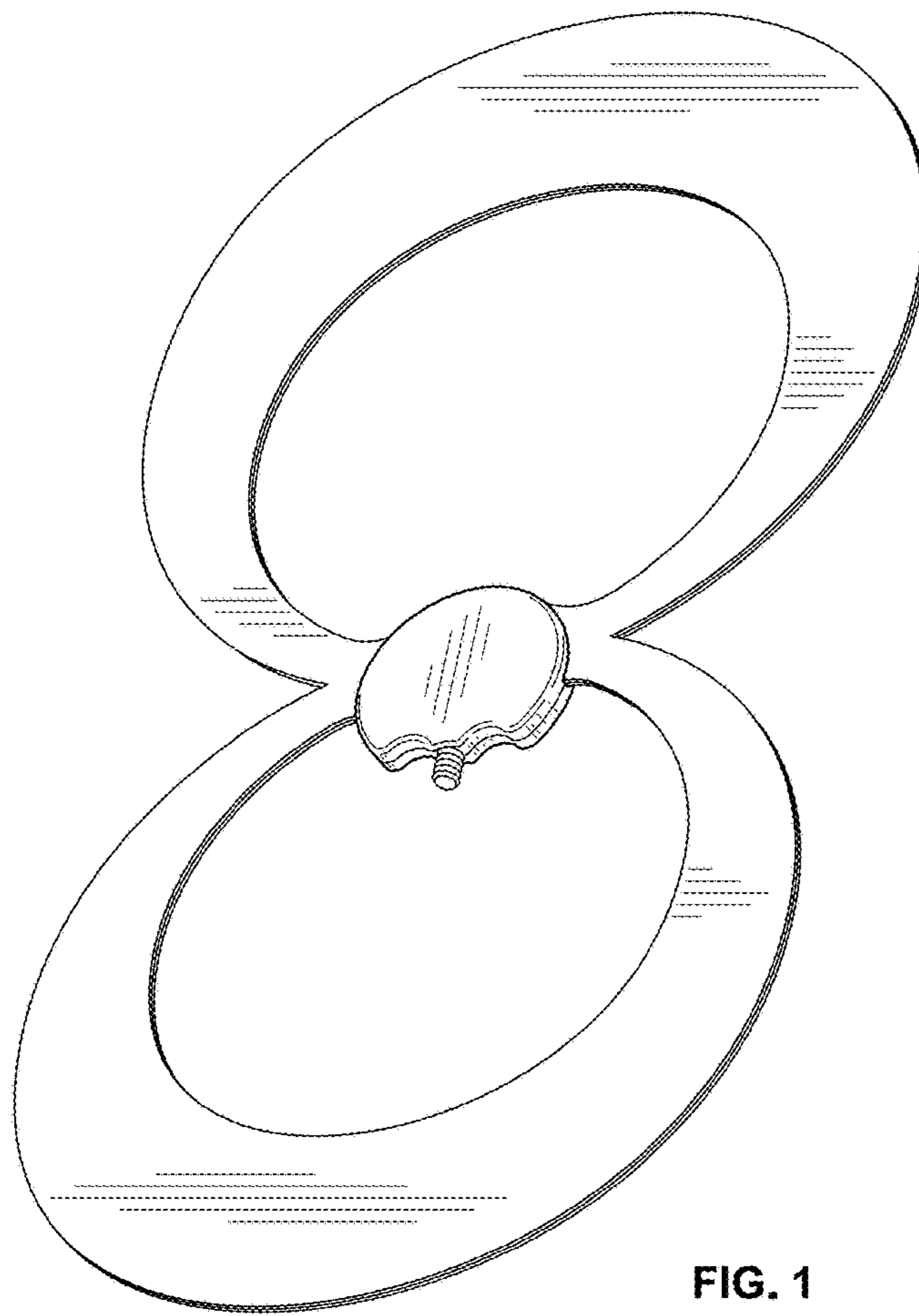


FIG. 1

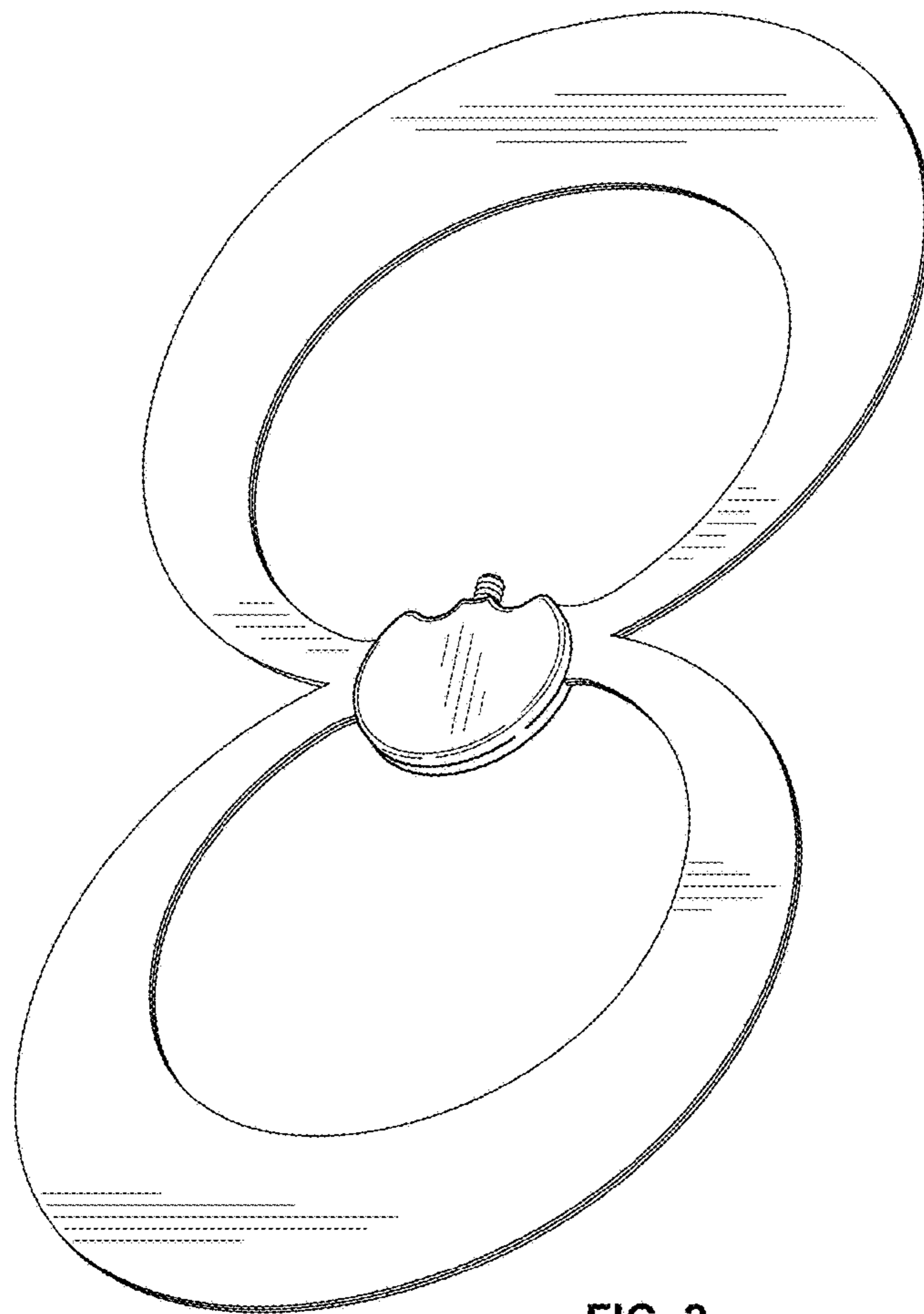


FIG. 2

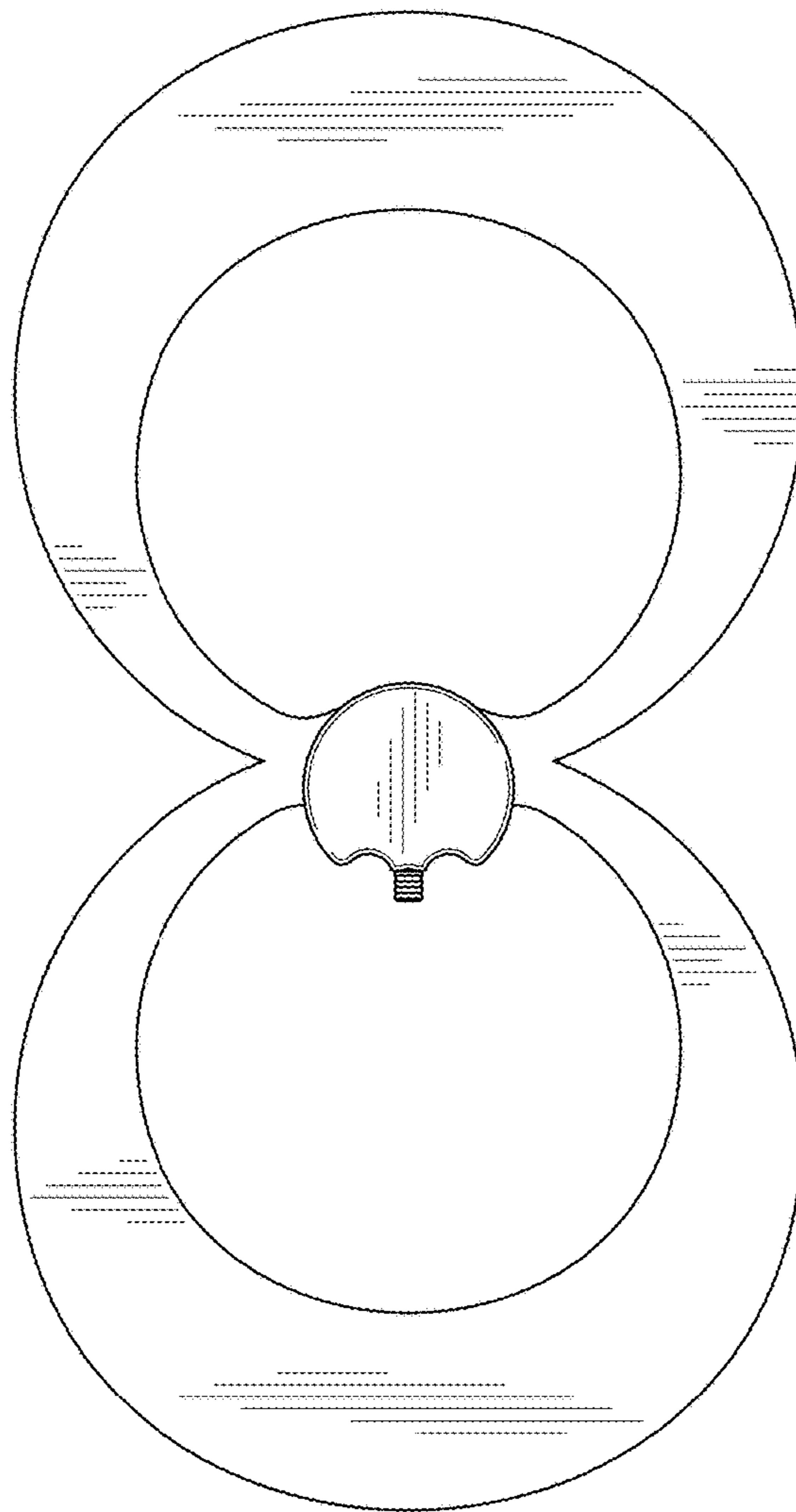


FIG. 3

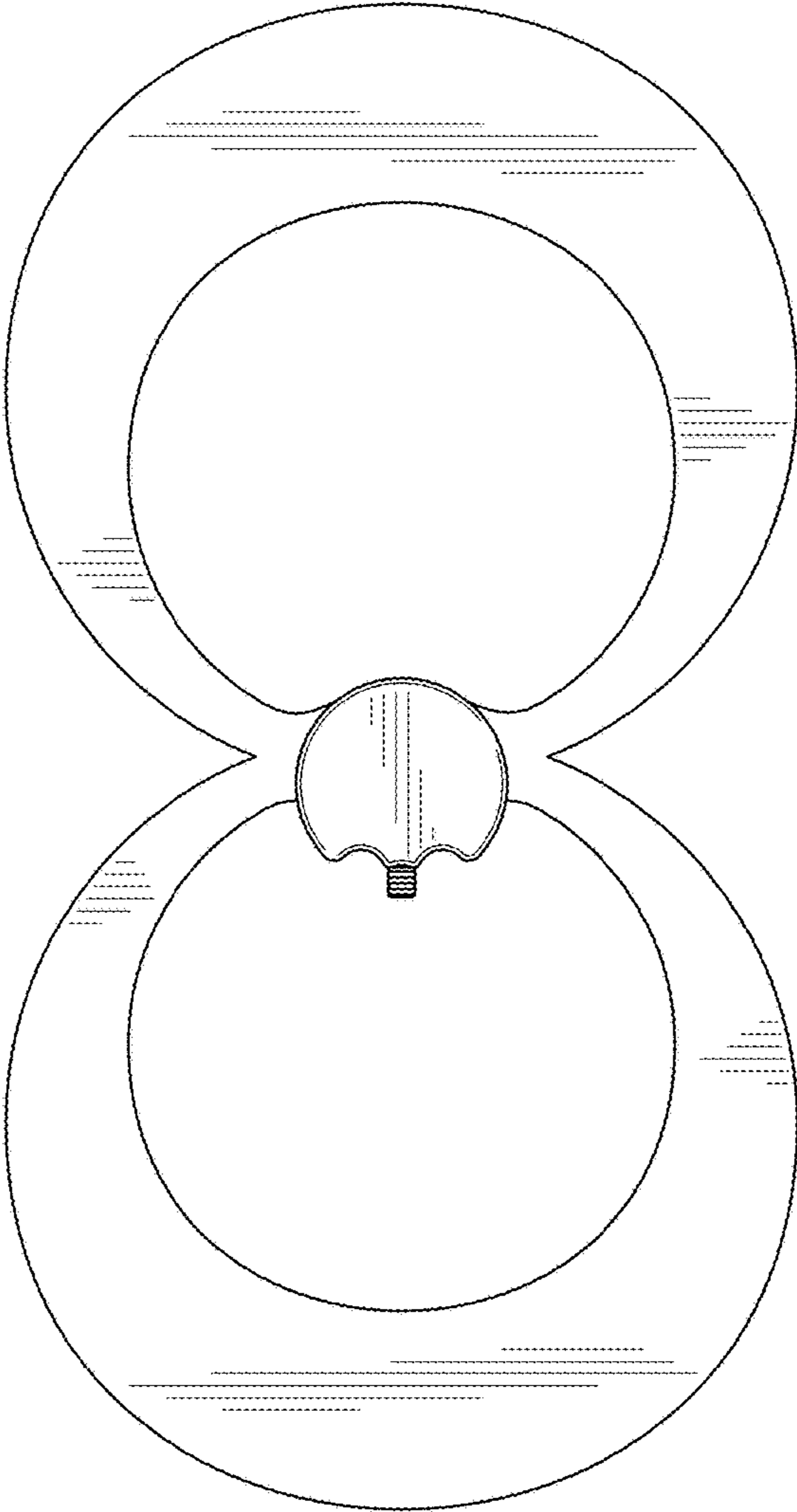


FIG. 4



FIG. 5



FIG. 6




FIG. 7



FIG. 8