



US00D867315S

(12) **United States Design Patent** (10) **Patent No.:** **US D867,315 S**
Newton et al. (45) **Date of Patent:** **** *Nov. 19, 2019**

(54) **ELECTRONIC COMMUNICATIONS DEVICE**

D629,370 S * 12/2010 Sheppard D14/125
D636,760 S * 4/2011 Cheng D14/216
D638,317 S * 5/2011 Nguyen D10/65

(71) Applicant: **Republic Wireless, Inc.**, Raleigh, NC (US)

(Continued)

(72) Inventors: **Matt Newton**, Park Ridge, IL (US);
Ishmael Adams, Chicago, IL (US);
Jillian Tackaberry, Chicago, IL (US);
Kyle Buzzard, Lombard, IL (US)

OTHER PUBLICATIONS

“Republic Wireless’ new Relay communication device has potential to further enable ICT access,” online, post date Jun. 20, 2018, URL : <http://www.livewellrerc.org/tech-watch/2018/6/20/republic-wireless-new-relay-communication-device-has-potential-to-further-enable-ict-access> , retrieved Jul. 31, 2019.*

(73) Assignee: **REPUBLIC WIRELESS, Inc.**, Raleigh, NC (US)

(Continued)

(*) Notice: This patent is subject to a terminal disclaimer.

Primary Examiner — Jeffrey D Asch

Assistant Examiner — Rebekah A Caruso

(**) Term: **15 Years**

(74) *Attorney, Agent, or Firm* — Gregory Stephens; Greg

(21) Appl. No.: **29/626,728**

(57) **CLAIM**

(22) Filed: **Nov. 20, 2017**

The ornamental design for an electronic communications device, as shown and described.

(51) **LOC (12) Cl.** **14-03**

(52) **U.S. Cl.**
USPC **D14/138 R**; D14/137; D14/240

DESCRIPTION

(58) **Field of Classification Search**

USPC D14/125, 129, 137, 138 R, 138 AA, 140, D14/142, 149, 150, 155, 159, 167, 168, D14/169–171, 172, 188, 194–196, D14/203.1–203.8, 204, 209.1, 210, 216, D14/217, 221, 238.1, 239, 240, 242, 299, D14/314, 348, 349, 356–358, 432, 496, D14/507, 509; D10/104.1, 106.1, 106.2, D10/106.3, 118.2; D21/332, 513, 517
CPC H04R 1/345; H04R 1/02; H04R 1/025; H04R 1/028; G06F 3/167; G06F 17/00; H04L 65/1059

See application file for complete search history.

FIG. 1 is a top, perspective view of an electronic communications device showing our new design; FIG. 2 is a first elevational view of the electronic communications device of FIG. 1; FIG. 3 is a second elevational view of the electronic communications device of FIG. 1; FIG. 4 is a third elevational view of the electronic communications device of FIG. 1; FIG. 5 is a fourth elevational view of the electronic communications device of FIG. 1; FIG. 6 is a bottom view of the electronic communications device of FIG. 1; and, FIG. 7 is a top view of the electronic communications device of FIG. 1.

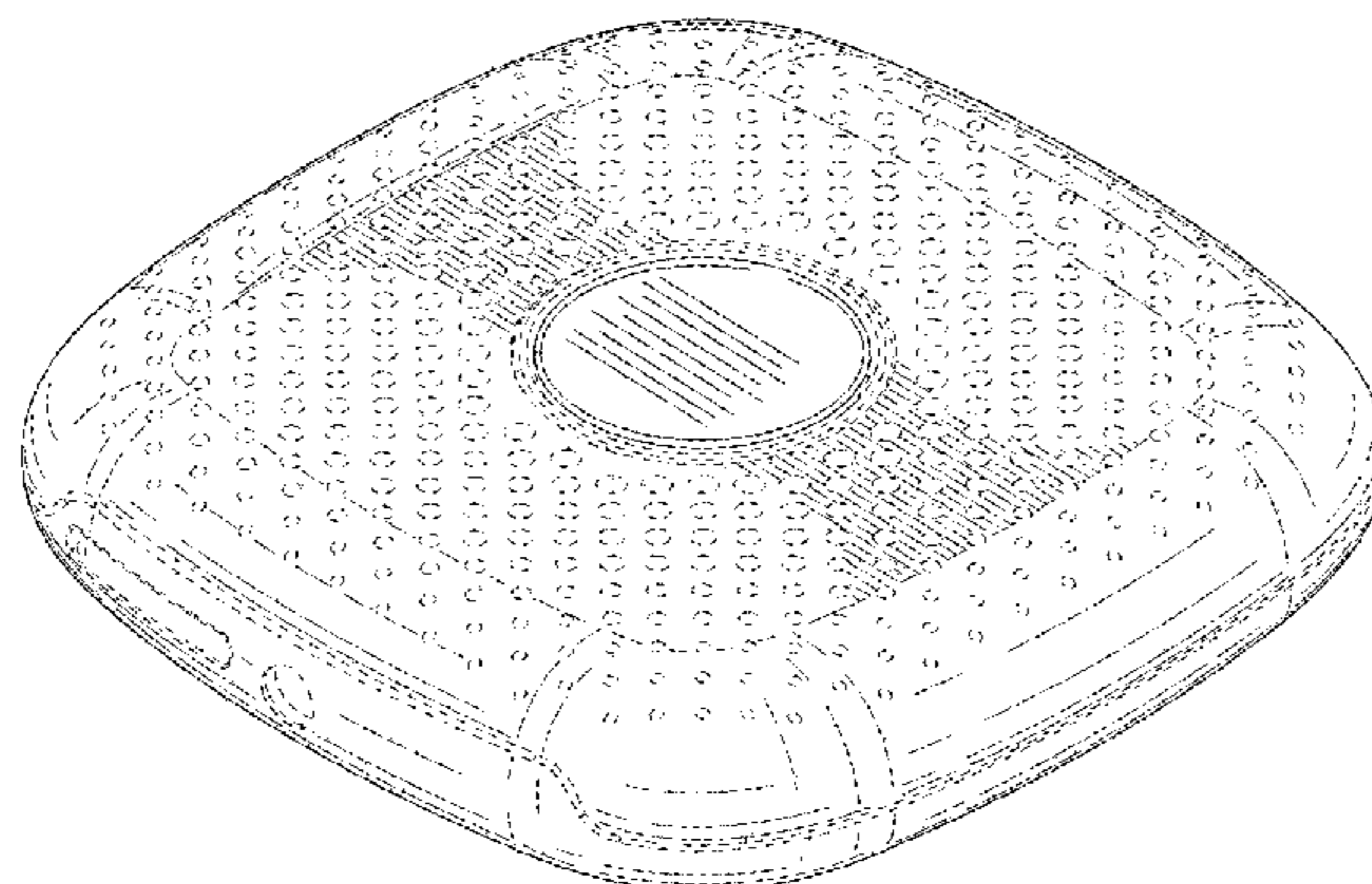
The dashed lines in the drawings are environmental and for illustrative purposes only and form no part of the claimed design.

(56) **References Cited**

U.S. PATENT DOCUMENTS

5,365,570 A * 11/1994 Boubelik H04M 1/677
455/565
D567,790 S * 4/2008 Cardoso D14/138 R

1 Claim, 4 Drawing Sheets



(56)

References Cited

U.S. PATENT DOCUMENTS

D725,078 S * 3/2015 Wong D14/216
 D729,367 S * 5/2015 Markwick D23/366
 D740,262 S * 10/2015 Hasegawa D14/240
 D740,778 S * 10/2015 Ookawa D14/149
 D755,657 S * 5/2016 Xu D10/104.1
 D766,749 S * 9/2016 Fadell D10/106.3
 D766,750 S * 9/2016 Fadell D10/106.3
 D778,889 S * 2/2017 Nagao D14/240
 D782,429 S * 3/2017 Xianda D14/125
 D782,926 S * 4/2017 Hojo D10/70
 D794,488 S * 8/2017 Ye D10/118.2
 D795,115 S * 8/2017 Parker D10/118.2
 D799,018 S * 10/2017 Kim D23/366
 9,798,358 B1 * 10/2017 Skurdal G06F 1/1632
 D814,952 S * 4/2018 Taylor D10/104.1
 D821,374 S * 6/2018 Jun D14/242
 D828,342 S * 9/2018 Chen D14/240
 10,244,008 B1 * 3/2019 Rathnam H04L 65/1059
 D849,006 S * 5/2019 Pang D14/433
 D851,528 S * 6/2019 Bruder D10/104.1
 D852,176 S * 6/2019 Moon D14/240
 D852,662 S * 7/2019 Zhong D10/81
 D854,010 S * 7/2019 Deng D14/358
 2015/0096876 A1 * 4/2015 Mittleman H01H 11/00
 200/341

OTHER PUBLICATIONS

"Nest Protect" retrieved from <<https://nest.com/smoke-co-alarm/overview/>>; 5 pages (author unknown), dated Mar. 2, 2017.

* cited by examiner

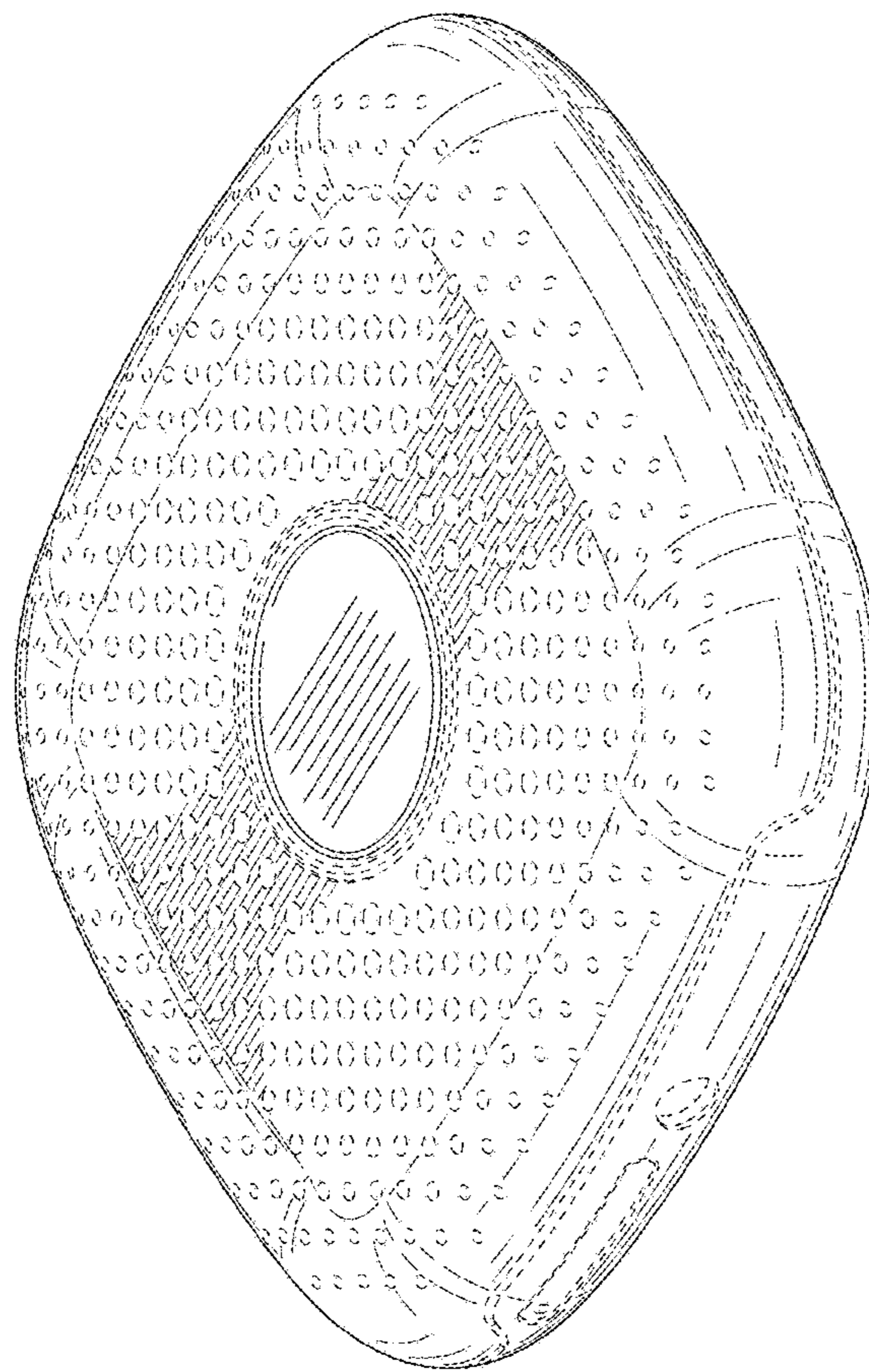


FIG. 1




FIG. 4




FIG. 5

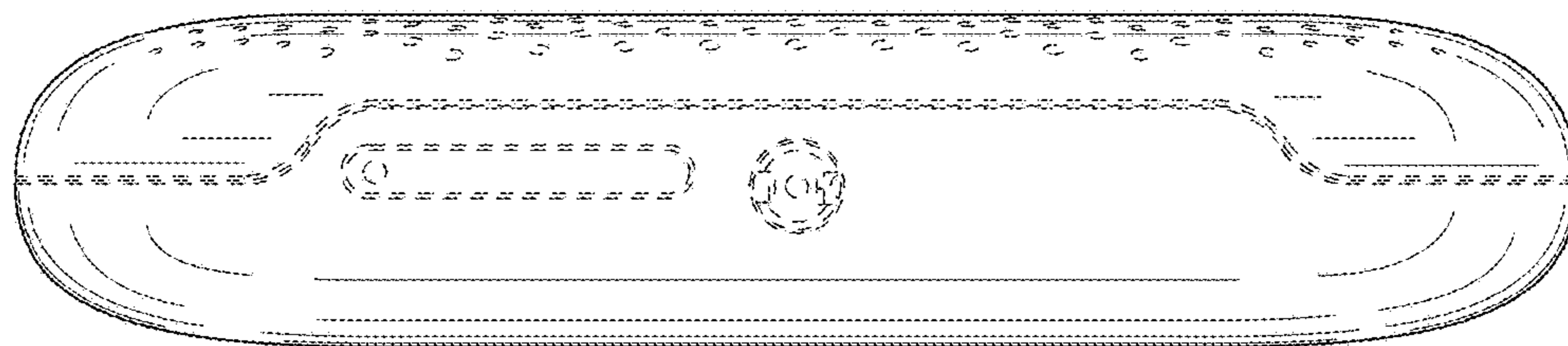


FIG. 2

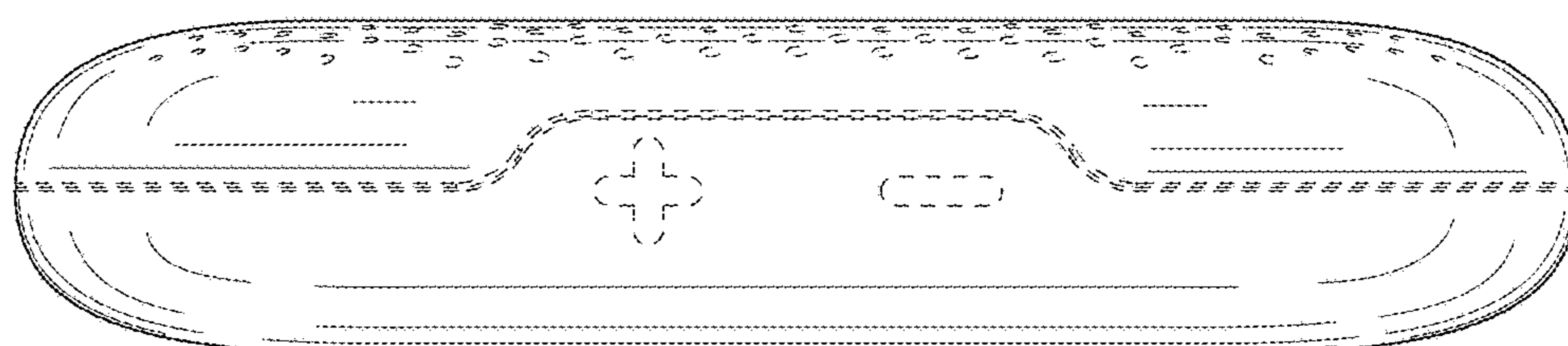


FIG. 3

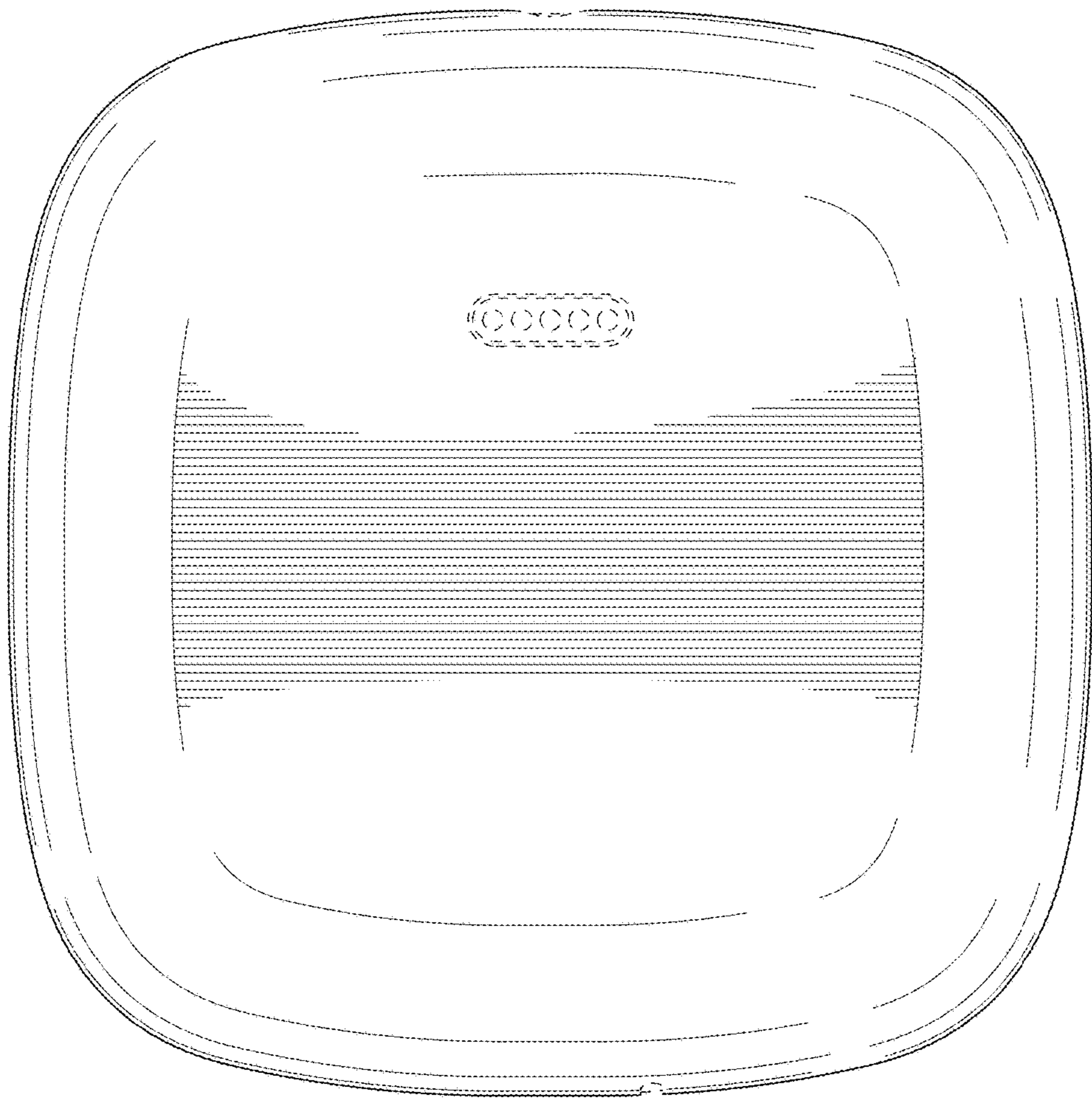


FIG. 6

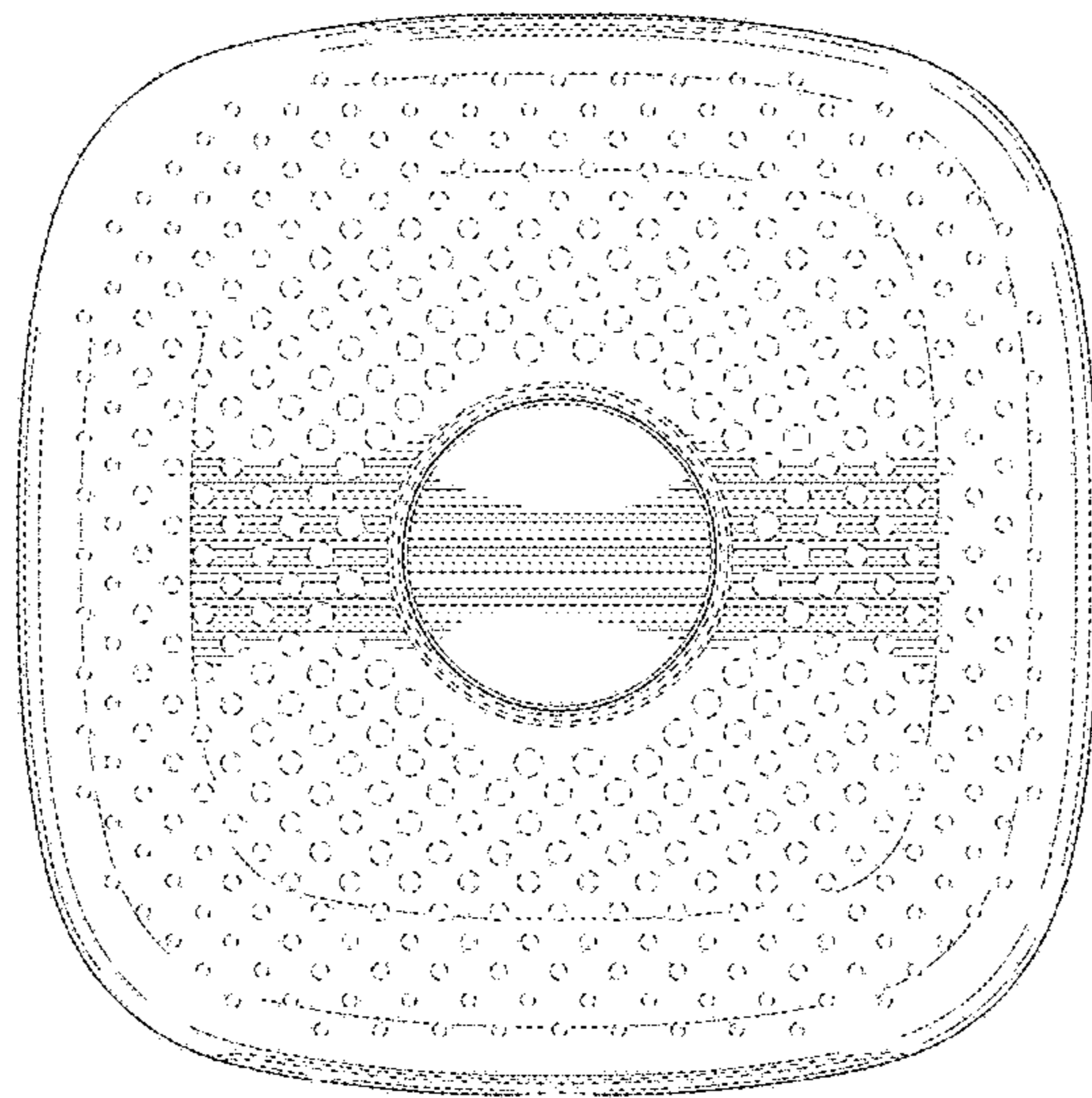


FIG. 7