



US00D867313S

(12) **United States Design Patent**  
**Kim et al.**

(10) **Patent No.:** **US D867,313 S**

(45) **Date of Patent:** **\*\* Nov. 19, 2019**

- (54) **TELEVISION RECEIVER**
- (71) Applicant: **LG ELECTRONICS INC., Seoul (KR)**
- (72) Inventors: **Kyoungjoung Kim, Seoul (KR); Hophil Lee, Seoul (KR); Jaewon Jeong, Seoul (KR)**
- (73) Assignee: **LG ELECTRONICS INC., Seoul (KR)**

D543,520	S	*	5/2007	Chiu	.....	D14/126
D607,448	S	*	1/2010	Hui	.....	D14/300
8,081,432	B2	*	12/2011	Li	.....	F16M 11/105 248/278.1
D652,810	S	*	1/2012	Park	.....	D14/126
D683,321	S	*	5/2013	Lee	.....	D14/126
D725,061	S	*	3/2015	Kim	.....	D14/126
D728,497	S	*	5/2015	Jung	.....	D14/126
D729,186	S	*	5/2015	Kim	.....	D14/126
D741,277	S	*	10/2015	Shin	.....	D14/126
D755,746	S	*	5/2016	Kim	.....	D14/126
D759,611	S	*	6/2016	Kim	.....	D14/126
D761,220	S	*	7/2016	Kim	.....	D14/126
9,426,513	B2	*	8/2016	Jang	.....	H04N 5/4403

(\*\*) Term: **15 Years**

(21) Appl. No.: **35/506,116**

(22) Filed: **May 31, 2018**

(80) **Hague Agreement Data**

Int. Filing Date: **May 31, 2018**  
 Int. Reg. No.: **DM/101750**  
 Int. Reg. Date: **May 31, 2018**  
 Int. Reg. Pub. Date: **Nov. 30, 2018**

(30) **Foreign Application Priority Data**

Dec. 5, 2017 (KR) ..... 30-2017-0057358

(51) **LOC (12) Cl.** ..... **14-03**

(52) **U.S. Cl.**  
USPC ..... **D14/126**

(58) **Field of Classification Search**  
 USPC ..... D6/300, 308, 310; D14/125, 126, 127,  
 D14/128, 129, 132, 336, 341, 373, 374,  
 D14/375, 376, 377  
 CPC ..... G06F 1/1601; G06F 1/1605; G06F 1/162  
 See application file for complete search history.

(56) **References Cited**

**U.S. PATENT DOCUMENTS**

D460,952 S \* 7/2002 Kataoka ..... D14/126  
 D471,550 S \* 3/2003 Lin ..... D14/375

(Continued)

*Primary Examiner* — George D. Kirschbaum

*Assistant Examiner* — L. A. Grabenstetter

(74) *Attorney, Agent, or Firm* — Birch, Stewart, Kolasch & Birch, LLP

(57) **CLAIM**

The ornamental design for a television receiver, as shown and described.

**DESCRIPTION**

1. Television receiver

1.1 : Perspective

1.2 : Front

1.3 : Back

1.4 : Left

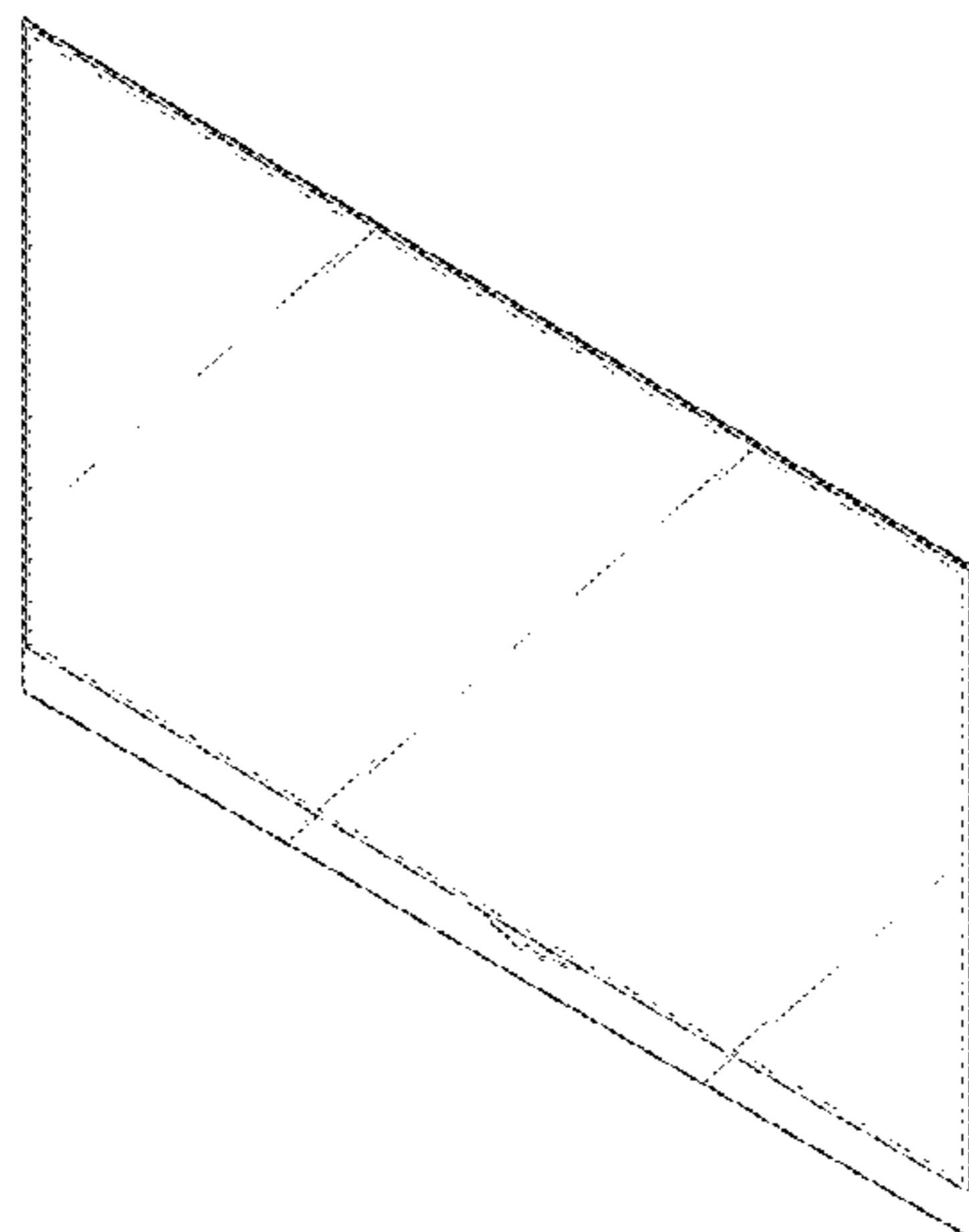
1.5 : Top

1.6 : Bottom

1.7 : Back perspective view

The broken lines depict portions of the television receiver that form no part of the claimed design; reproduction 1.1 is a front perspective view of the television receiver; reproduction 1.2 is a front view thereof; reproduction 1.3 is a back view thereof; reproduction 1.4 is a left view thereof where the right view is a mirror image; reproduction 1.5 is a top view thereof; reproduction 1.6 is a bottom view thereof; reproduction 1.7 is a back perspective view thereof.

**1 Claim, 7 Drawing Sheets**



(56)

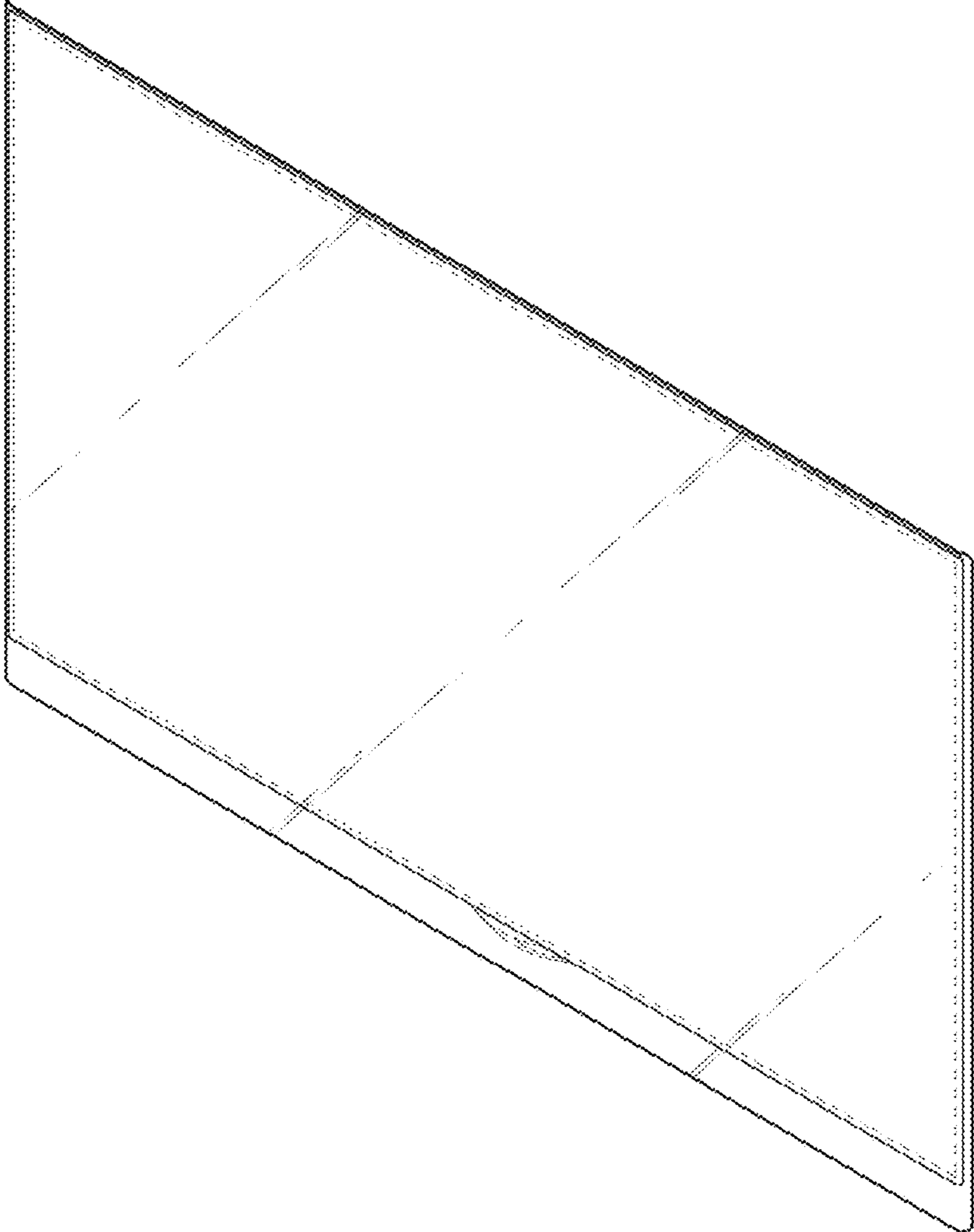
**References Cited**

U.S. PATENT DOCUMENTS


D774,013 S \* 12/2016 Kusumoto ..... D14/126  
D829,185 S \* 9/2018 Song ..... D14/126  
D835,594 S \* 12/2018 Won ..... D14/126

\* cited by examiner

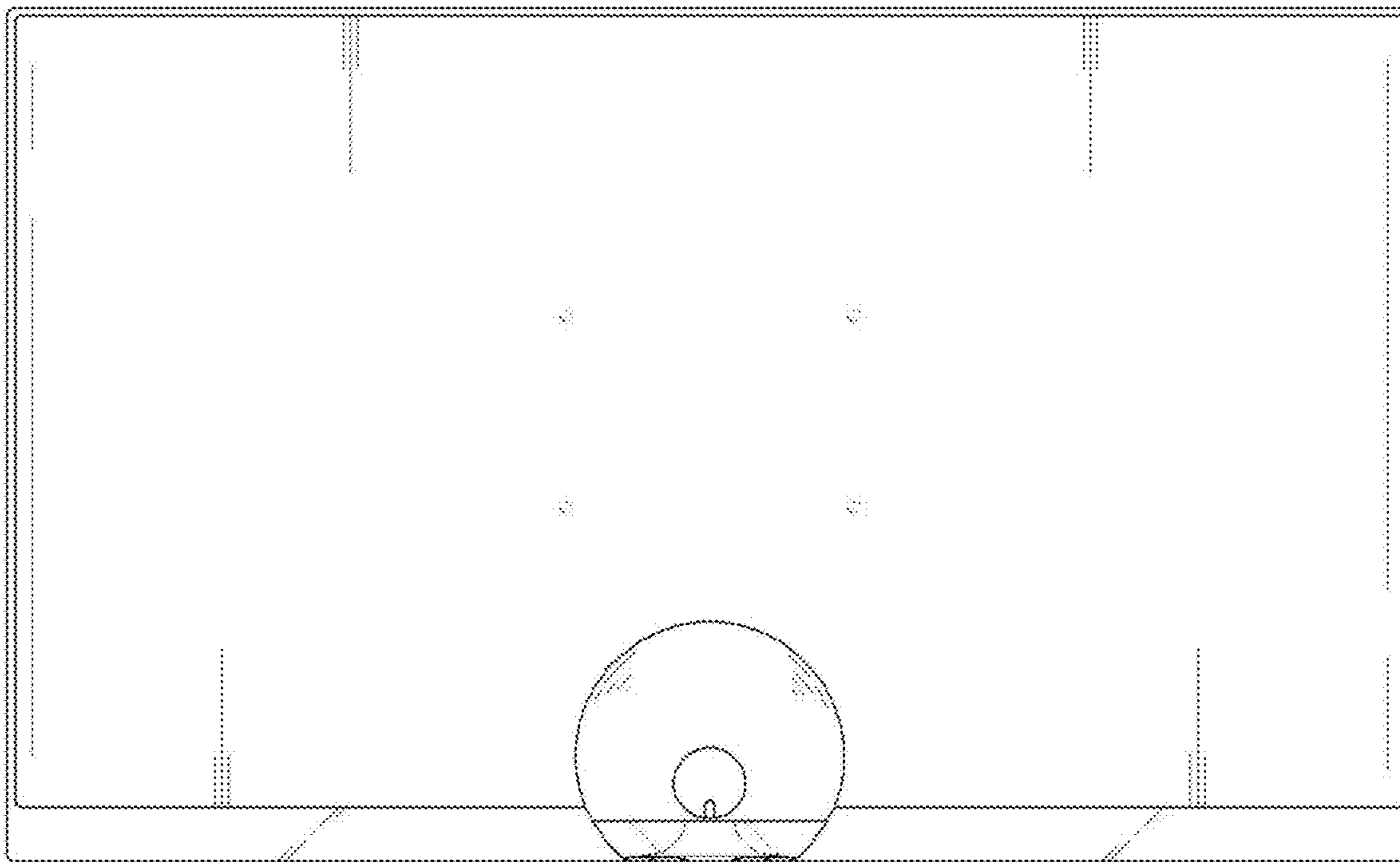
1.1




1.2



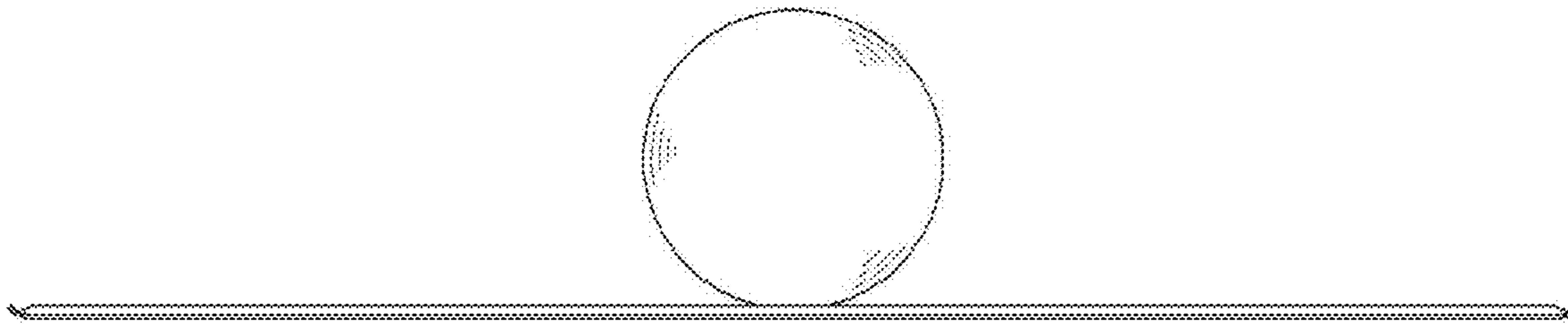
1.3



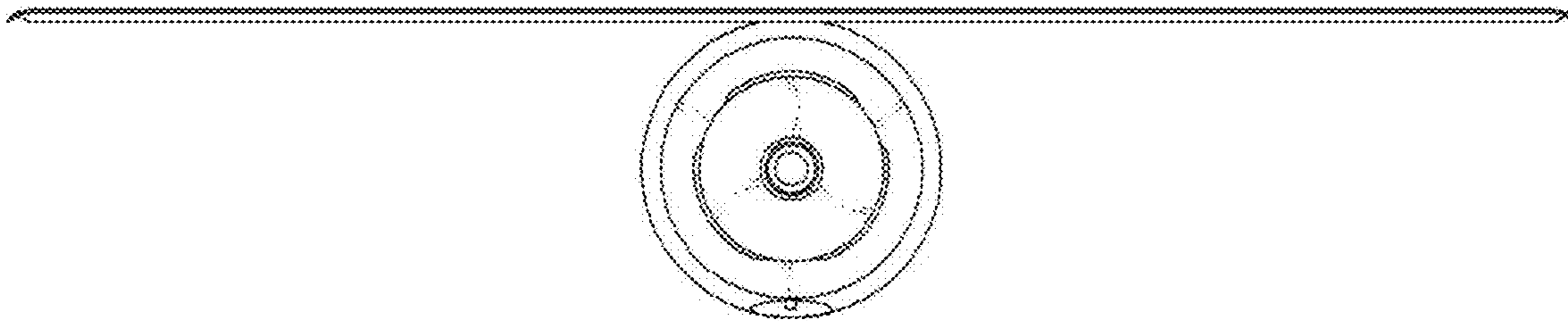
1.4



1.5



1.6





1.7

