

US00D867284S

(12) **United States Design Patent** (10) **Patent No.:** **US D867,284 S**
Lai (45) **Date of Patent:** **** Nov. 19, 2019**

(54) **POWER INVERTER**
(71) Applicant: **Ke Teng Lai**, Guangdong (CN)
(72) Inventor: **Ke Teng Lai**, Guangdong (CN)
(**) Term: **15 Years**
(21) Appl. No.: **29/634,029**
(22) Filed: **Jan. 17, 2018**
(51) **LOC (12) Cl.** **13-10**
(52) **U.S. Cl.**
USPC **D13/110**
(58) **Field of Classification Search**
USPC D13/103, 104, 107, 110, 119, 120, 133,
D13/156
CPC H01R 13/641; H01M 2/1022; H01M
2/1027; H01M 2/105; H01M 2/1077;
H02B 1/20
See application file for complete search history.

(56) **References Cited**

U.S. PATENT DOCUMENTS

D657,739 S *	4/2012	Miyawaki	D13/104
D705,719 S *	5/2014	Wong	D13/103
D711,821 S *	8/2014	Wang	D13/103
D759,587 S *	6/2016	Santos	D13/103
D762,565 S *	8/2016	Akana	D13/103
D775,073 S *	12/2016	Oshiba	D13/119
D812,000 S *	3/2018	Li	D13/108
D820,198 S *	6/2018	Smith	D13/103
D842,237 S *	3/2019	Qiu	D13/103
D844,560 S *	4/2019	Miller	D13/108
D852,742 S *	7/2019	Li	D13/110
2008/0050645 A1 *	2/2008	Kai	H01M 2/1077 429/61

2009/0123821 A1 *	5/2009	Kim	H01M 2/0404 429/124
2011/0070465 A1 *	3/2011	Kim	H01M 10/42 429/7
2015/0207181 A1 *	7/2015	Fink	H01M 2/043 429/7
2017/0264059 A1 *	9/2017	Cote	H01R 25/006
2019/0131678 A1 *	5/2019	Kim	H01M 2/10
2019/0189982 A1 *	6/2019	Lee	H01M 2/1061
2019/0198952 A1 *	6/2019	Choi	H01M 10/6554

* cited by examiner

Primary Examiner — Susan Bennett Hattan

Assistant Examiner — Suzanne E Tisdell

(74) *Attorney, Agent, or Firm* — JCIPRNET

(57) **CLAIM**

The ornamental design for a power inverter, as shown and described.

DESCRIPTION

The file of this patent contains a least one drawing executed in color. Copies of this patent with color drawings will be provided by the United States Patent and Trademark Office upon request and payment of the necessary fee.

FIG. 1 is a perspective view of a power inverter showing my new design;

FIG. 2 is a front view thereof;

FIG. 3 is a rear view thereof;


FIG. 4 is a left side view thereof;

FIG. 5 is a right side view thereof;

FIG. 6 is a top view thereof; and,

FIG. 7 is a bottom view thereof.

1 Claim, 4 Drawing Sheets
(4 of 4 Drawing Sheet(s) Filed in Color)






FIG. 1




FIG. 2




FIG. 3




FIG. 4




FIG. 5




FIG. 6




FIG. 7