

US00D867277S

(12) **United States Design Patent**  
**Dixon et al.**

(10) **Patent No.:** **US D867,277 S**

(45) **Date of Patent:** **\*\* Nov. 19, 2019**

- (54) **TIRE**
- (71) Applicant: **The Goodyear Tire & Rubber Company, Akron, OH (US)**
- (72) Inventors: **Max Harold Dixon, Kent, OH (US); Sean Michael Hafer, Canton, OH (US); Ahmad Shafiq Bani Hani, Peninsula, OH (US); Mahesh Kavaturu, Copley, OH (US)**
- (73) Assignee: **The Goodyear Tire & Rubber Company, Akron, OH (US)**
- (\*\*) Term: **15 Years**
- (21) Appl. No.: **29/634,068**
- (22) Filed: **Jan. 18, 2018**
- (51) **LOC (12) Cl.** ..... **12-15**
- (52) **U.S. Cl.**  
USPC ..... **D12/602**
- (58) **Field of Classification Search**  
USPC ..... D12/544, 545, 571, 574, 579, 580, 594, D12/596, 600, 602, 605  
CPC ..... B60C 11/11  
See application file for complete search history.

- D627,708 S \* 11/2010 Carter ..... D12/579
  - D631,002 S 1/2011 Cazin-Bourguignon et al. .... D12/602
  - D636,722 S 4/2011 Davidson et al. .... D12/602
- (Continued)

**OTHER PUBLICATIONS**

Design U.S. Appl. No. 29/617,257, filed Sep. 13, 2017.

*Primary Examiner* — Robert M. Spear

(74) *Attorney, Agent, or Firm* — Robert N. Lipsik

(57) **CLAIM**

The ornamental Design for a tire, as shown and described.

**DESCRIPTION**

FIG. 1 is a perspective view of a tire showing our new design, it being understood that the pattern repeats uniformly throughout the circumference of the tread;

FIG. 2 is a front elevational view thereof;

FIG. 3 is a right side elevational view thereof; the left side elevational view being identical thereto;

FIG. 4 is an enlarged fragmentary front elevational view thereof;

FIG. 5 is a perspective view of a second embodiment of a tire showing our new design, it being understood that the interior of the tire forms no part of the claim, that the pattern repeats uniformly throughout the circumference of the tread and that the opposite side view is identical thereto; and,

FIG. 6 is a front elevational view of a second embodiment, it being understood that an enlarged fragmentary view thereof would be substantially identical to that shown in FIG. 4, with the exception of the inclusion of the sidewall in the claim.

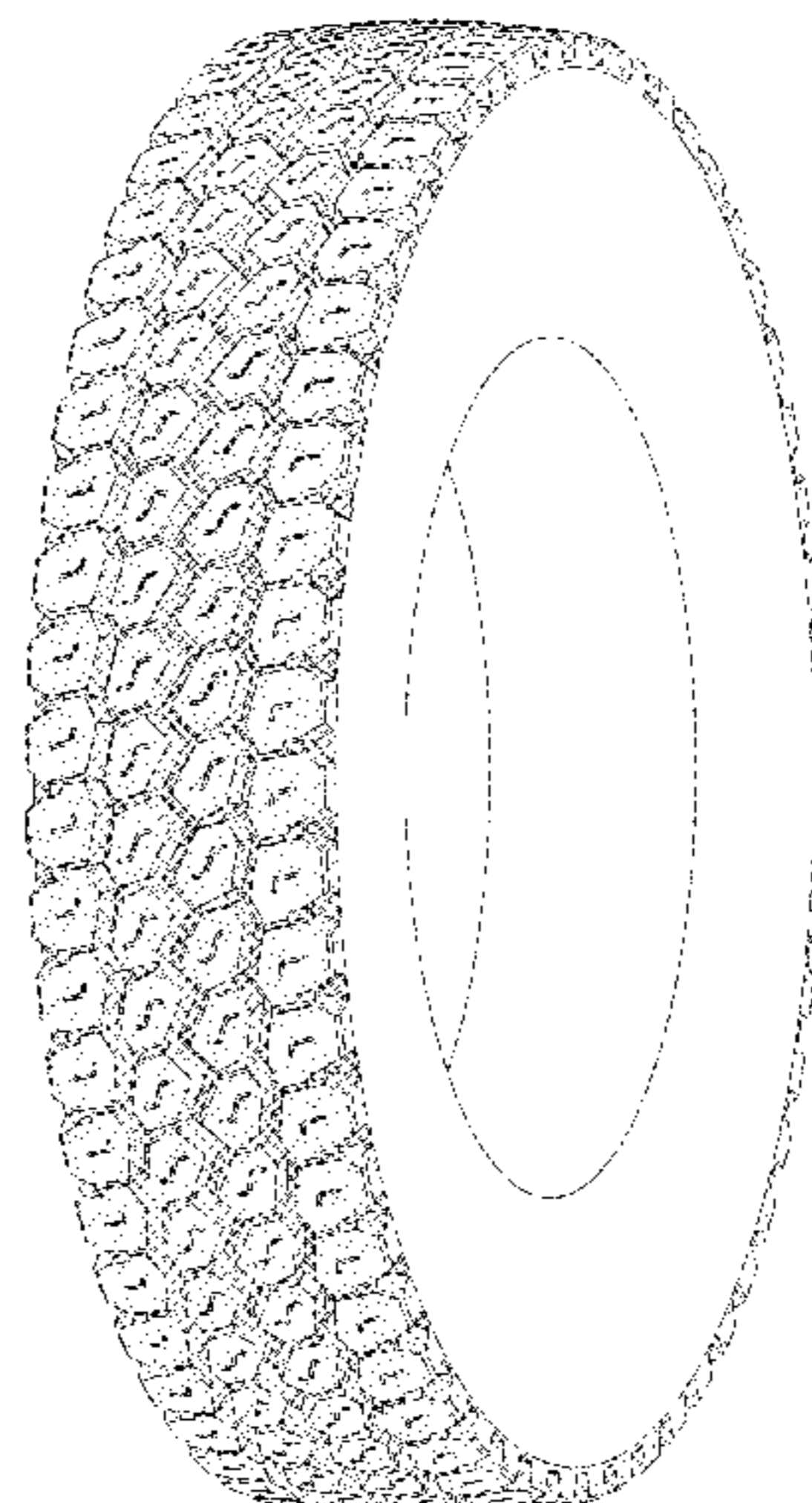
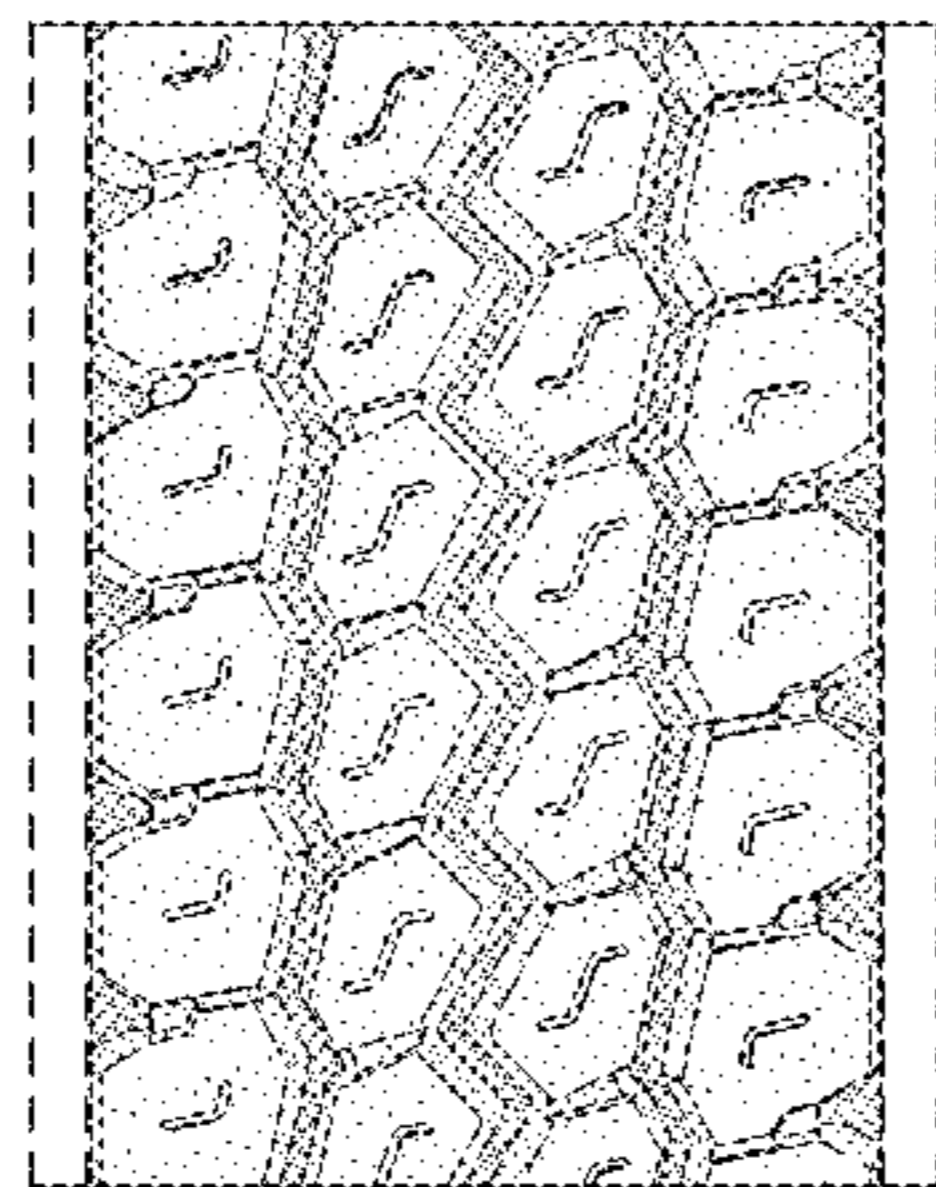
In the drawings, the broken lines immediately adjacent to the outer edges of the tire shoulder represent boundaries of the claim, and the broken lines depict environmental subject matter only and form no part of the claimed design.

**1 Claim, 6 Drawing Sheets**

(56) **References Cited**

**U.S. PATENT DOCUMENTS**

- D380,715 S 7/1997 Harris et al. .... D12/147
- D390,818 S 2/1998 de Barys et al. .... D12/147
- D402,239 S 12/1998 Le et al. .... D12/146
- D409,955 S 5/1999 de Barys ..... D12/146
- D427,552 S 7/2000 Young ..... D12/147
- D442,897 S 5/2001 Cazin-Bourguignon et al. .... D12/147
- D444,109 S 6/2001 de Coninck et al. .... D12/147
- D457,128 S 5/2002 Robert et al. .... D12/602
- D493,415 S 7/2004 Noailly ..... D12/579
- D557,654 S \* 12/2007 Yamaguchi ..... D12/579
- D570,767 S 6/2008 Miyazaki et al. .... D12/579
- D606,928 S 12/2009 Song ..... D12/579



(56)

**References Cited**

## U.S. PATENT DOCUMENTS

D637,152 S	5/2011	Maus et al. ....	D12/602
D641,314 S	7/2011	Strader et al. ....	D12/602
D656,890 S	4/2012	Rittweger ....	D12/583
D661,639 S *	6/2012	Carter ....	D12/579
D678,831 S	3/2013	Hermann et al. ....	D12/579
D718,226 S *	11/2014	Cerny ....	D12/579
D728,465 S	5/2015	Kuwahara ....	D12/600
D735,118 S	7/2015	Dixon et al. ....	D12/578
D744,409 S	12/2015	Krier et al. ....	D12/583
D759,583 S	6/2016	Krier et al. ....	D12/600
D762,556 S *	8/2016	Dixon ....	D12/583
D766,169 S *	9/2016	Fujioka ....	D12/596
D766,818 S	9/2016	Young et al. ....	D12/602
D769,802 S	10/2016	Cerny ....	D12/598
D780,685 S	3/2017	Krier et al. ....	D12/602
D781,220 S *	3/2017	Scheifele ....	D12/579
D791,681 S	7/2017	Zhang et al. ....	D12/501
D791,686 S	7/2017	Krier et al. ....	D12/553
D795,176 S	8/2017	Farinelle et al. ....	D12/602
D816,593 S *	5/2018	Westaway ....	D12/571
D816,598 S *	5/2018	Cerny ....	D12/602
D845,222 S *	4/2019	Wu ....	D12/596
D850,359 S *	6/2019	Hibino ....	D12/596

\* cited by examiner

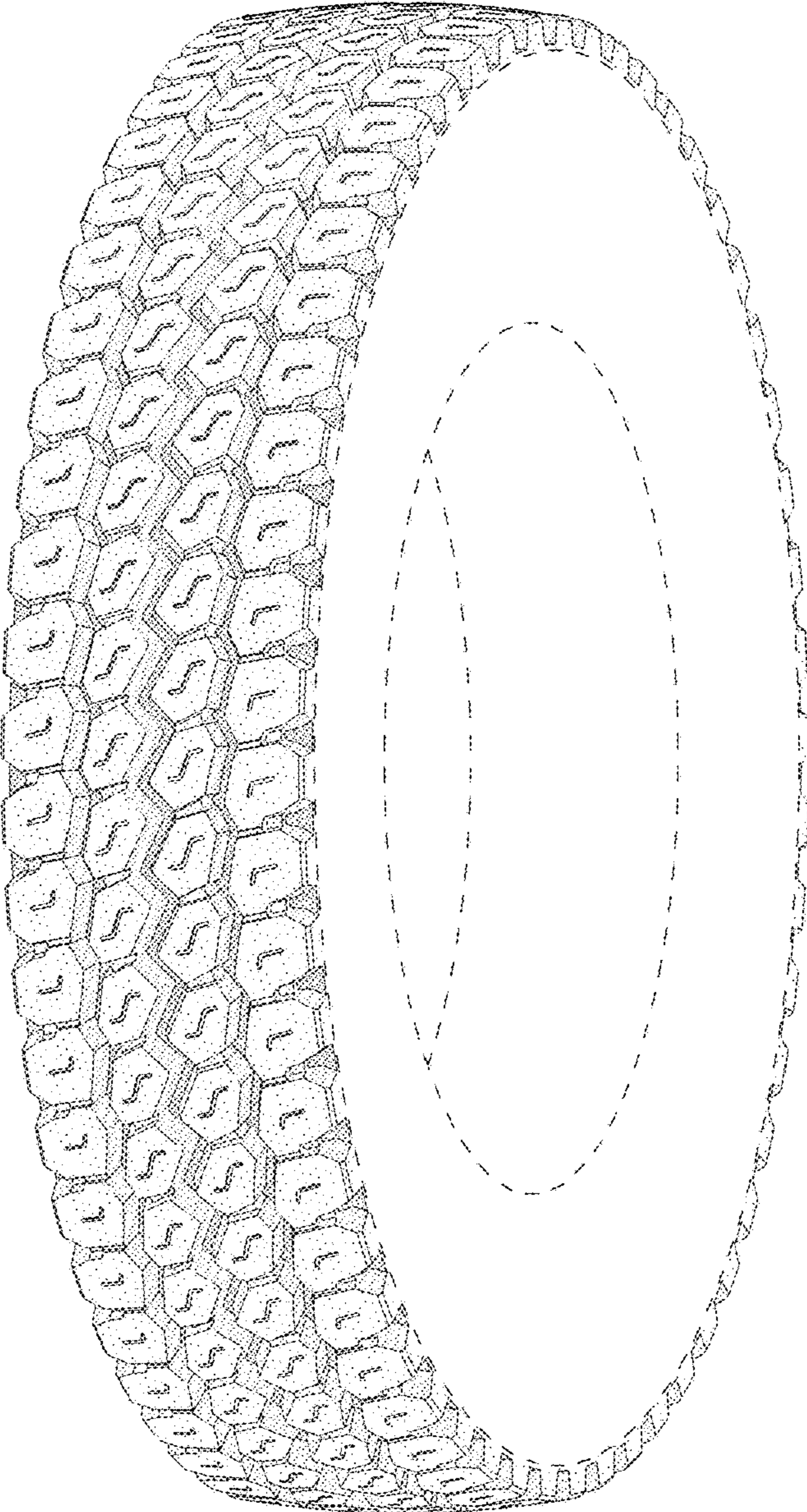


FIG - 1

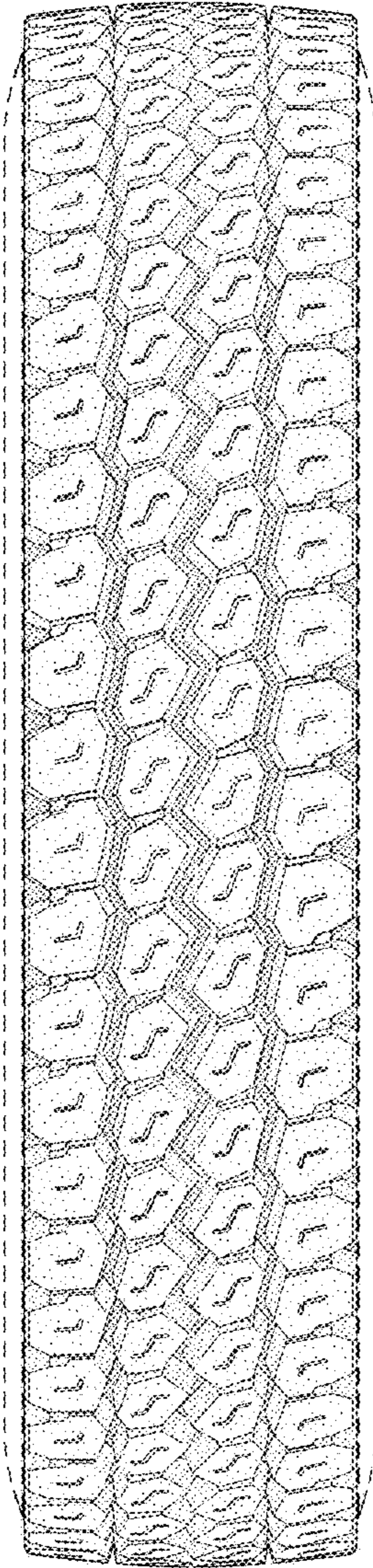


FIG - 2




FIG - 3




FIG - 4

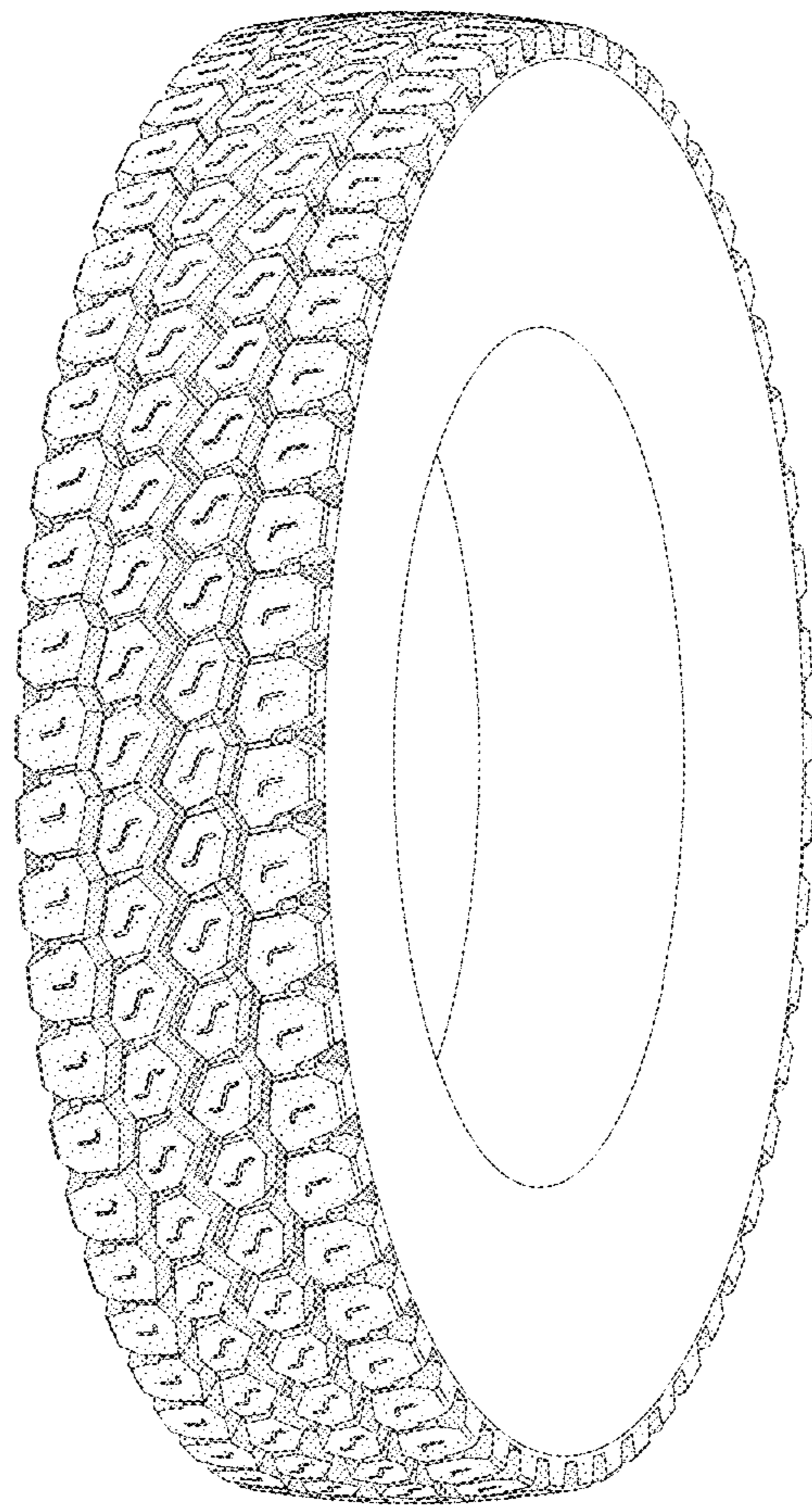


FIG - 5

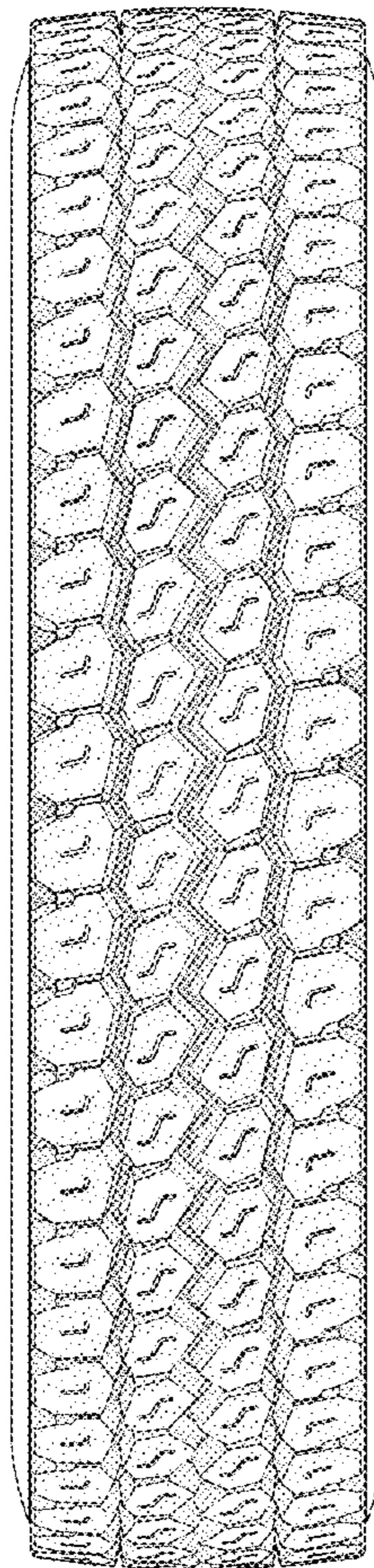


FIG - 6