

US00D867270S

(12) **United States Design Patent**
Dixon et al.

(10) **Patent No.:** **US D867,270 S**

(45) **Date of Patent:** **** Nov. 19, 2019**

(54) **TIRE**

(71) Applicant: **The Goodyear Tire & Rubber Company, Akron, OH (US)**

(72) Inventors: **Max Harold Dixon, Kent, OH (US); Devin Curtis Dickerhoof, Akron, OH (US); Timothy Michael Rooney, Munroe Falls, OH (US); Abbas Rahimi, Tallmadge, OH (US); John Stephen Guilford, Seville, OH (US)**

(73) Assignee: **The Goodyear Tire & Rubber Company, Akron, OH (US)**

(**) Term: **15 Years**

(21) Appl. No.: **29/641,324**

(22) Filed: **Mar. 21, 2018**

(51) **LOC (12) Cl.** **12-15**

(52) **U.S. Cl.**
USPC **D12/579**

(58) **Field of Classification Search**
USPC D12/544, 545, 571, 574, 579, 580, 594, D12/596, 600, 602, 604, 605
CPC B60C 11/01; B60C 11/11
See application file for complete search history.

(56) **References Cited**

U.S. PATENT DOCUMENTS

D336,453 S	6/1993	Patel	D12/146
D340,436 S	* 10/1993	Baus	D12/596
D380,715 S	7/1997	Harris et al.	D12/147
D383,716 S	9/1997	Brown et al.	D12/147
D390,818 S	2/1998	de Barsy et al.	D12/147
D409,955 S	5/1999	de Barsy	D12/146
D420,956 S	2/2000	Rodicq et al.	D12/147
D444,109 S	6/2001	de Coninck et al.	D12/147
D447,447 S	* 9/2001	Guspodin	D12/579

D449,258 S	10/2001	Rayman	D12/147
D457,128 S	5/2002	Robert et al.	D12/602
D457,488 S	* 5/2002	Rayman	D12/579

(Continued)

OTHER PUBLICATIONS

U.S. Appl. No. 29/617,249, filed Sep. 13, 2017.

(Continued)

Primary Examiner — Robert M. Spear

(74) *Attorney, Agent, or Firm* — Robert N. Lipsik

(57) **CLAIM**

The ornamental design for a tire, as shown and described.

DESCRIPTION

FIG. 1 is a perspective view of a tire showing our new design, it being understood that the pattern repeats uniformly throughout the circumference of the tread;

FIG. 2 is a front elevational view thereof;

FIG. 3 is a right side elevational view thereof; the left side elevational view being identical thereto;

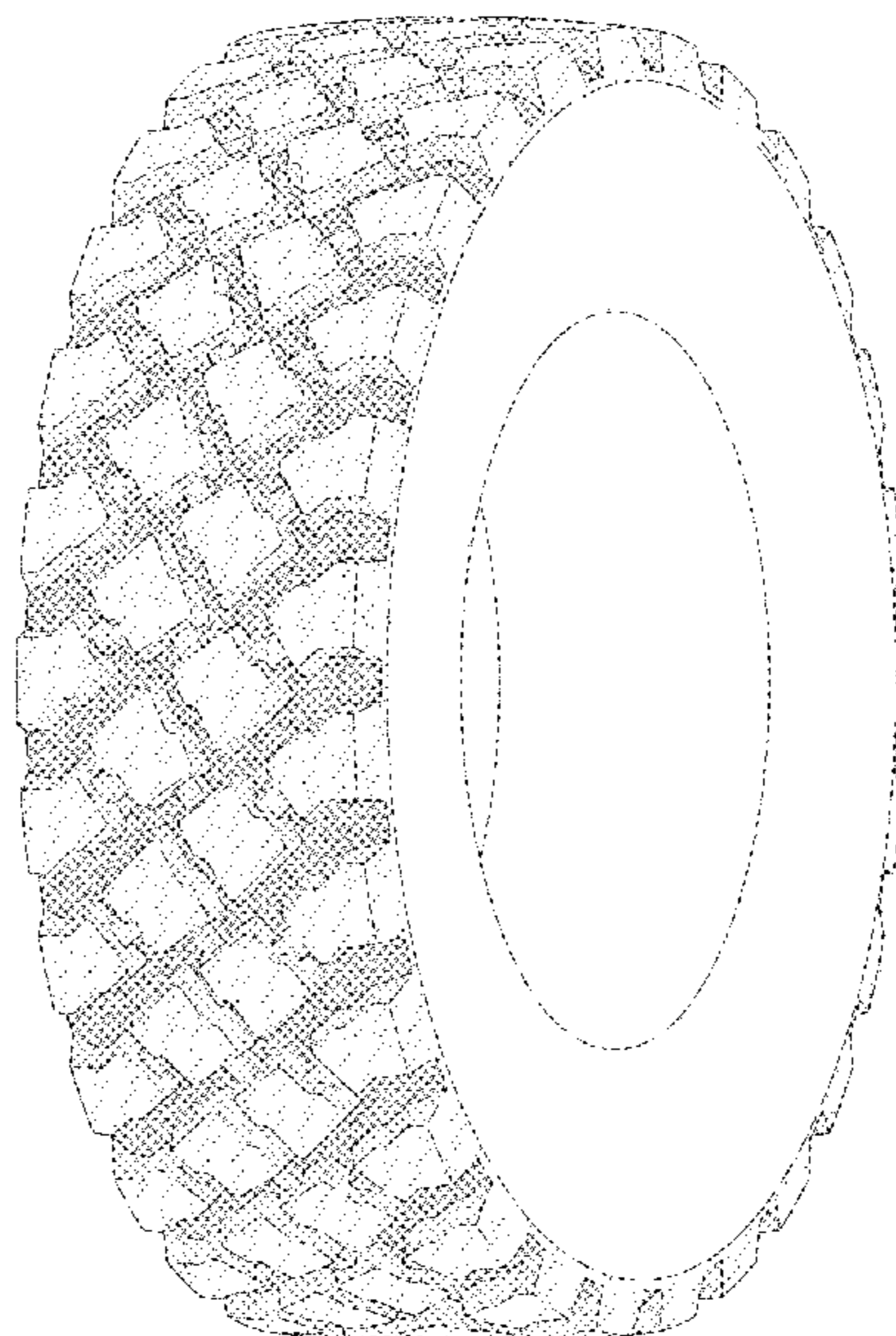
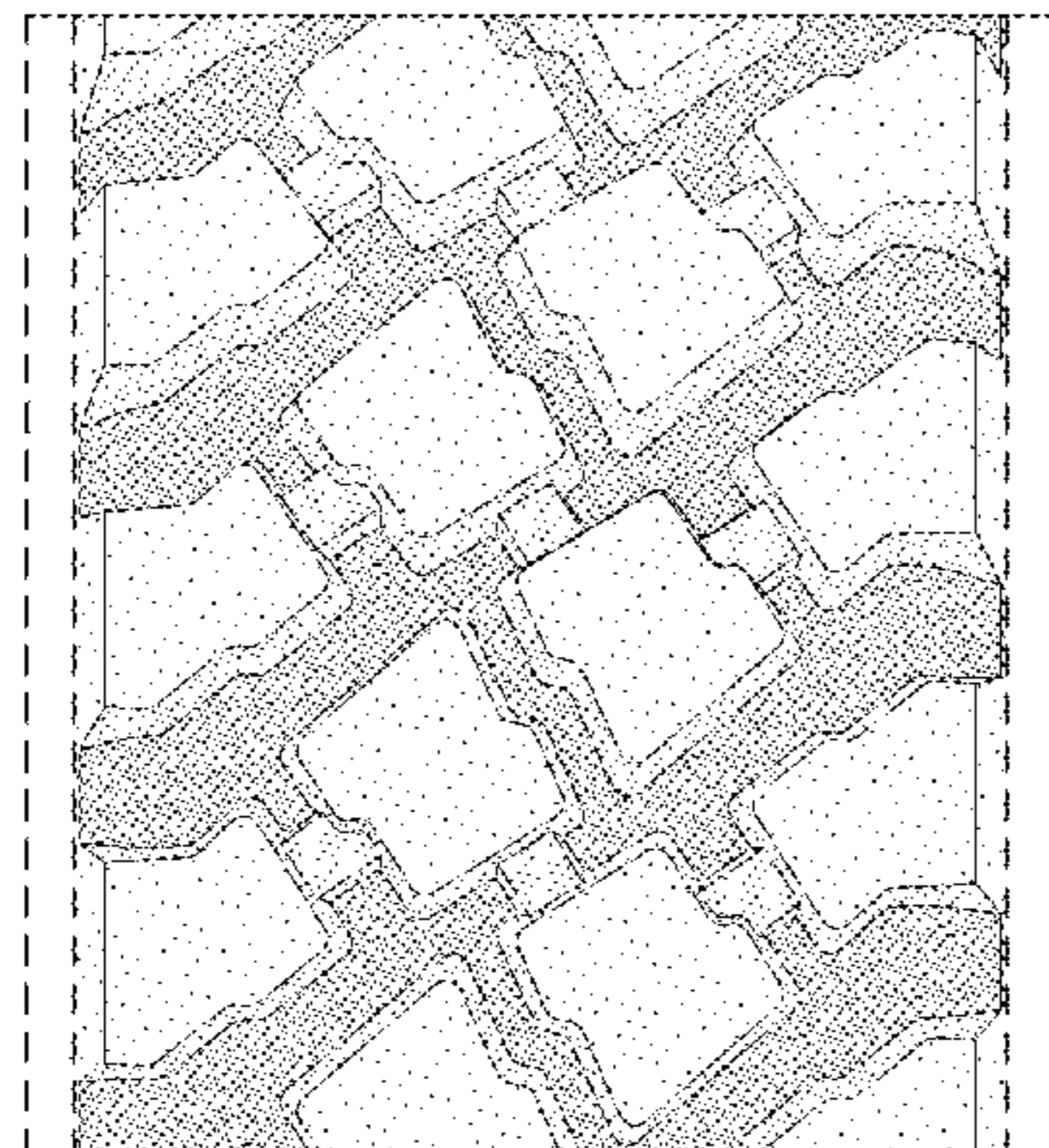
FIG. 4 is an enlarged fragmentary front elevational view thereof;

FIG. 5 is a perspective view of a second embodiment of a tire showing our new design, it being understood that the interior of the tire forms no part of the claim, that the pattern repeats uniformly throughout the circumference of the tread and that the opposite side view is identical thereto; and,

FIG. 6 is a front elevational view of a second embodiment, it being understood that an enlarged fragmentary view thereof would be substantially identical to that shown in FIG. 4, with the exception of the inclusion of the sidewall in the claim.

In the drawings, the broken lines immediately adjacent to the outer edges of the tire shoulder represent boundaries of the claim, and the broken lines depict environmental subject matter only and form no part of the claimed design.

1 Claim, 6 Drawing Sheets



(56)

References Cited

U.S. PATENT DOCUMENTS

D462,650 S *	9/2002	Rayman	D12/579
D462,651 S *	9/2002	Rayman	D12/579
D484,090 S *	12/2003	Kindig	D12/579
D512,370 S *	12/2005	Pang	D12/579
D530,264 S *	10/2006	Labbe	D12/579
D567,749 S *	4/2008	Brown	D12/579
D577,657 S	9/2008	Maus et al.	D12/544
D593,485 S *	6/2009	Davidson, Jr.	D12/579
D595,641 S *	7/2009	Carter	D12/579
D601,086 S	9/2009	Maus et al.	D12/602
D606,928 S *	12/2009	Song	D12/579
D610,071 S *	2/2010	Song	D12/579
D624,008 S *	9/2010	Shan	D12/579
D629,744 S	12/2010	Umstot et al.	D12/579
D631,002 S	1/2011	Cazin-Bourguignon et al.	D12/602
D637,152 S *	5/2011	Maus	D12/602
D645,810 S	9/2011	Le et al.	D12/600
D648,262 S	11/2011	Hermann et al.	D12/579
D678,831 S *	3/2013	Hermann	D12/579
D731,959 S *	6/2015	Larregain	D12/579
D735,118 S	7/2015	Dixon et al.	D12/578
D735,119 S	7/2015	Hermann et al.	D12/578

D759,583 S	6/2016	Krier et al.	D12/600
D762,556 S	8/2016	Dixon et al.	D12/583
D767,474 S *	9/2016	Reim	D12/579
9,493,039 B2 *	11/2016	Maehara	B60C 11/033
D780,685 S	3/2017	Krier et al.	D12/602
D781,219 S *	3/2017	Williams	D12/579
D783,510 S *	4/2017	Thornburg	D12/579
D783,511 S *	4/2017	Holt	D12/579
D786,782 S	5/2017	Dixon et al.	D12/563
D788,688 S *	6/2017	Schultz	D12/579
D795,176 S	8/2017	Farinelle et al.	D12/602
D799,411 S	10/2017	Dixon et al.	D12/602
D805,024 S *	12/2017	Lo	B60C 11/033
				D12/579
D805,462 S	12/2017	Dixon et al.	D12/579
D832,196 S *	10/2018	Gootjes	D12/579
D844,545 S *	4/2019	Uchiyama	D12/579
D846,488 S *	4/2019	Dixon	D12/605

OTHER PUBLICATIONS

U.S. Appl. No. 29/617,257, filed Sep. 13, 2017.
 U.S. Appl. No. 29/634,065, filed Jan. 18, 2018.
 U.S. Appl. No. 29/634,068, filed Jan. 18, 2018.

* cited by examiner

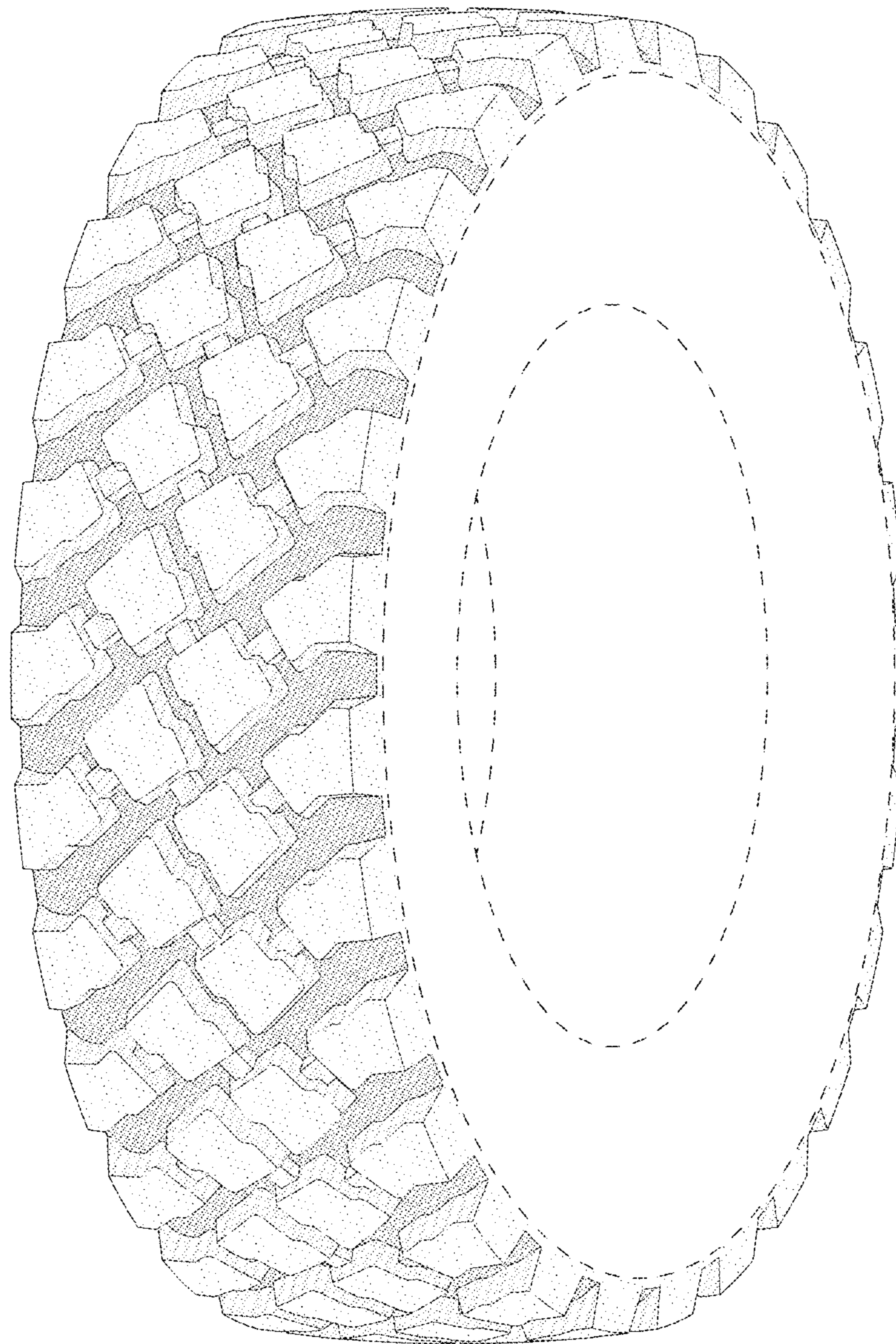


FIG - 1

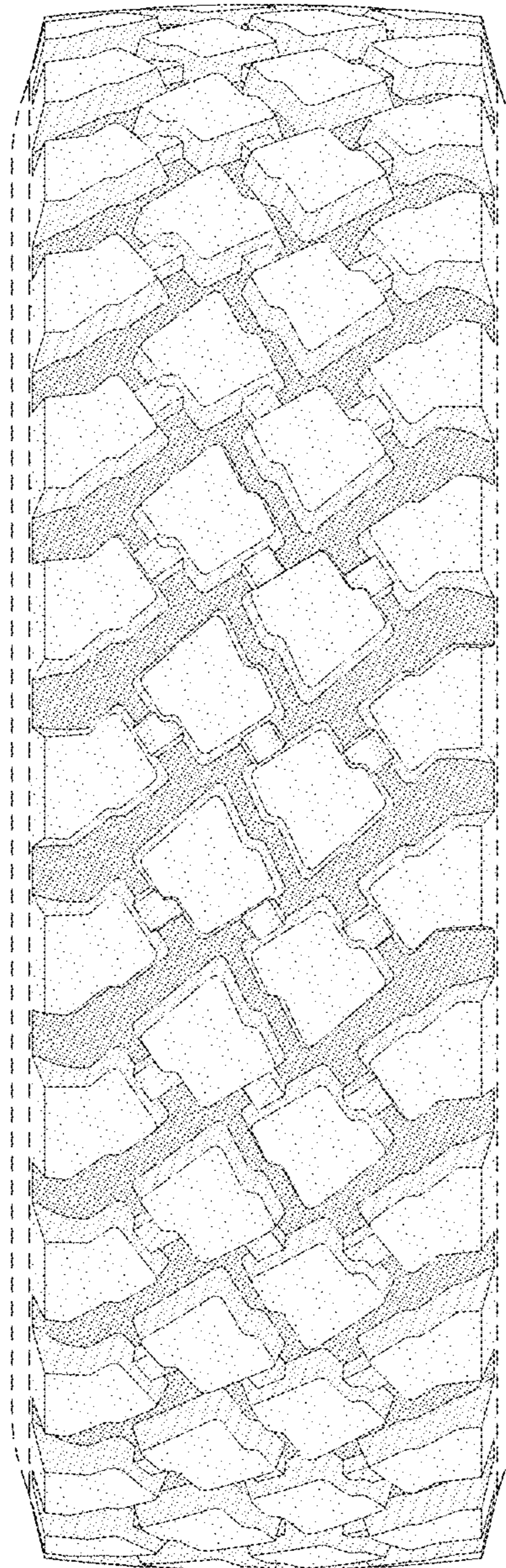


FIG - 2

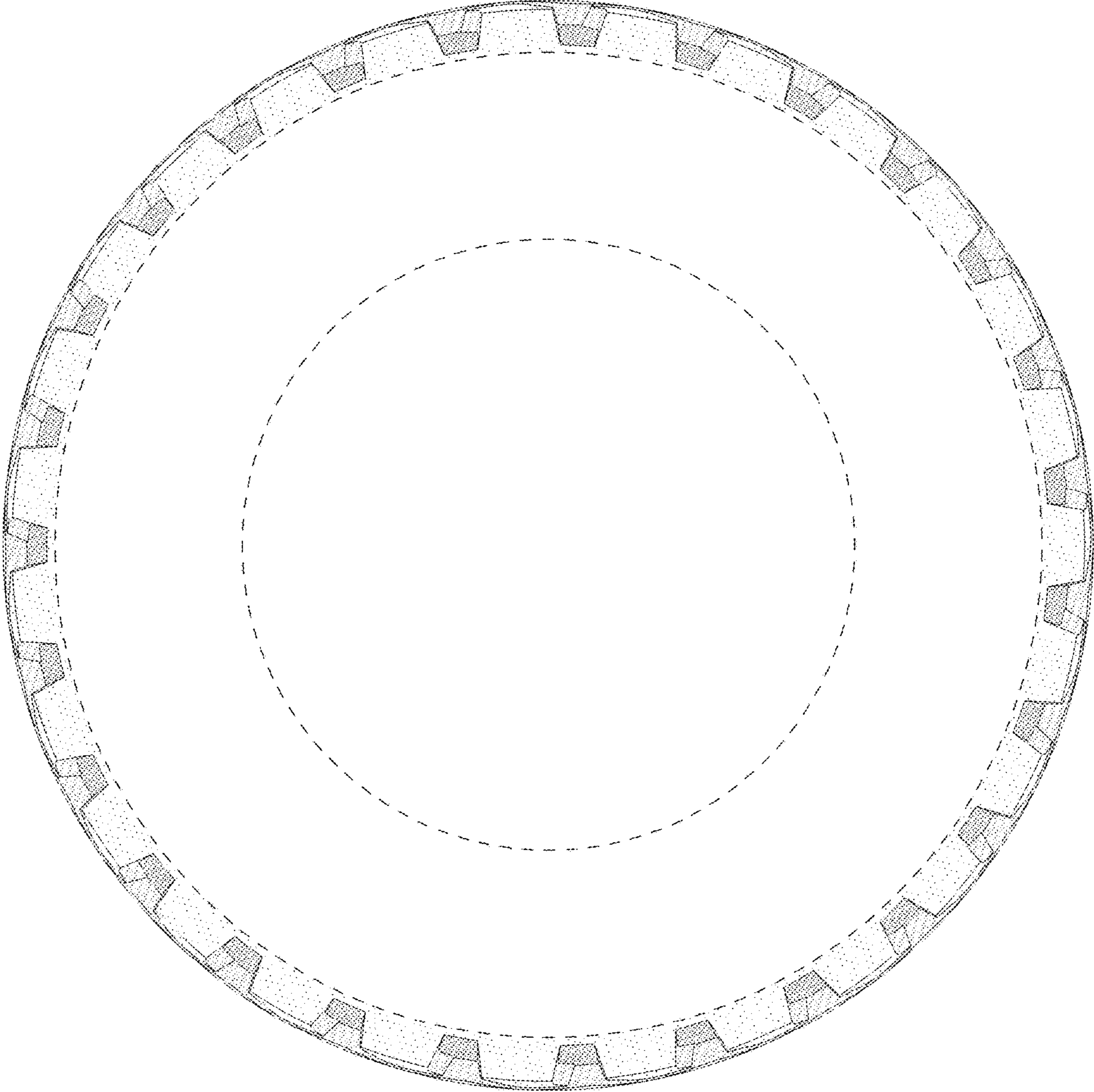


FIG - 3

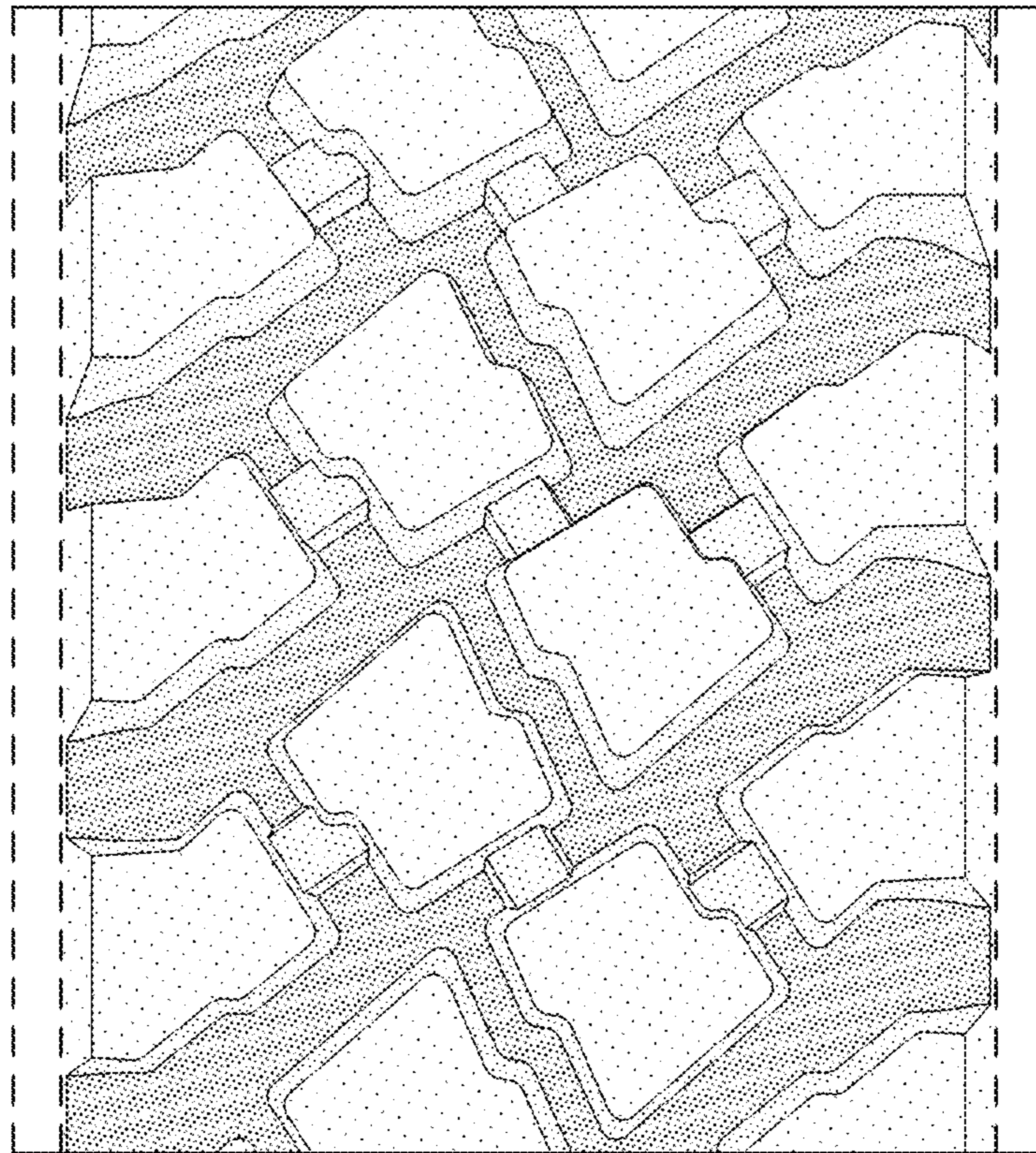


FIG - 4

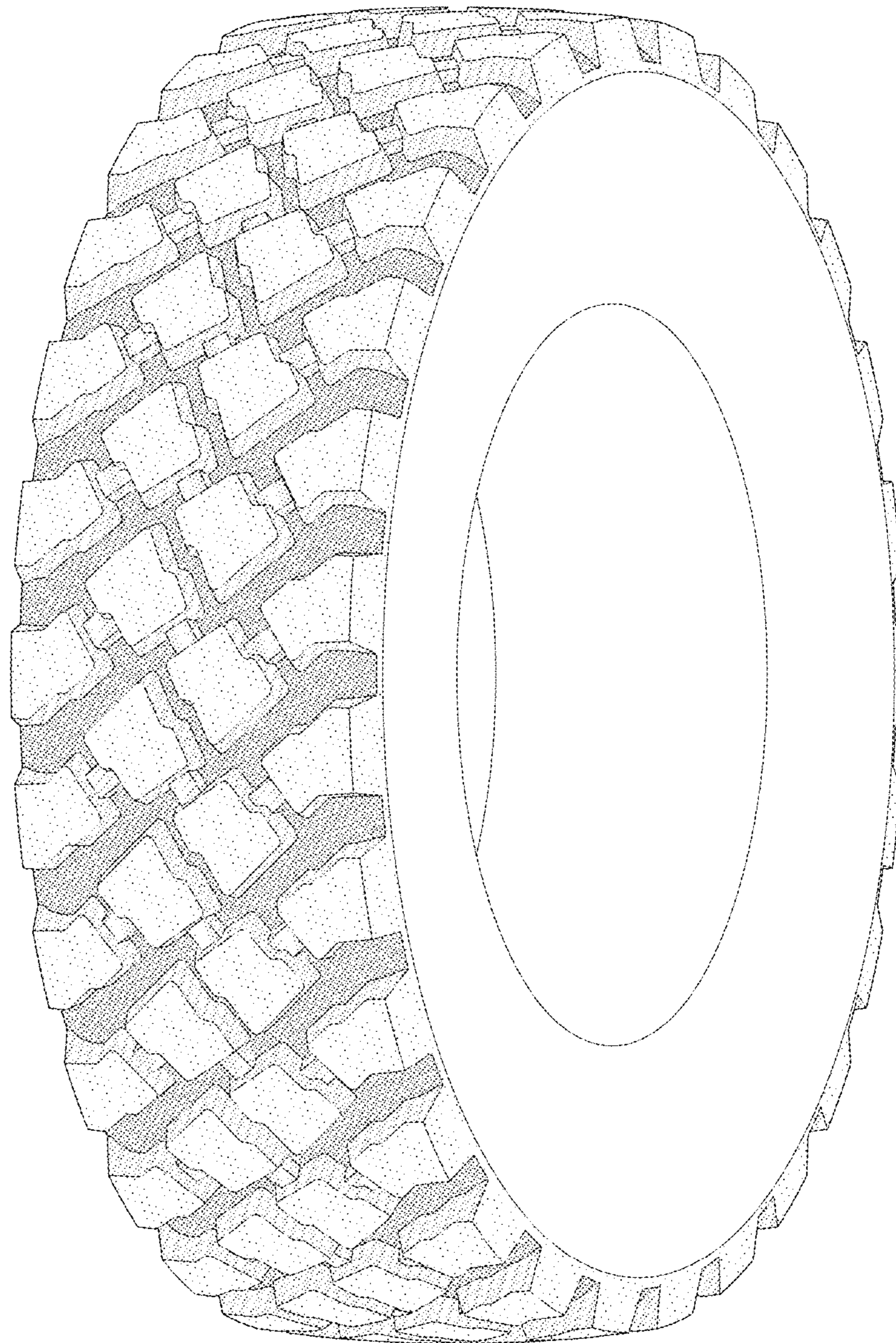


FIG - 5

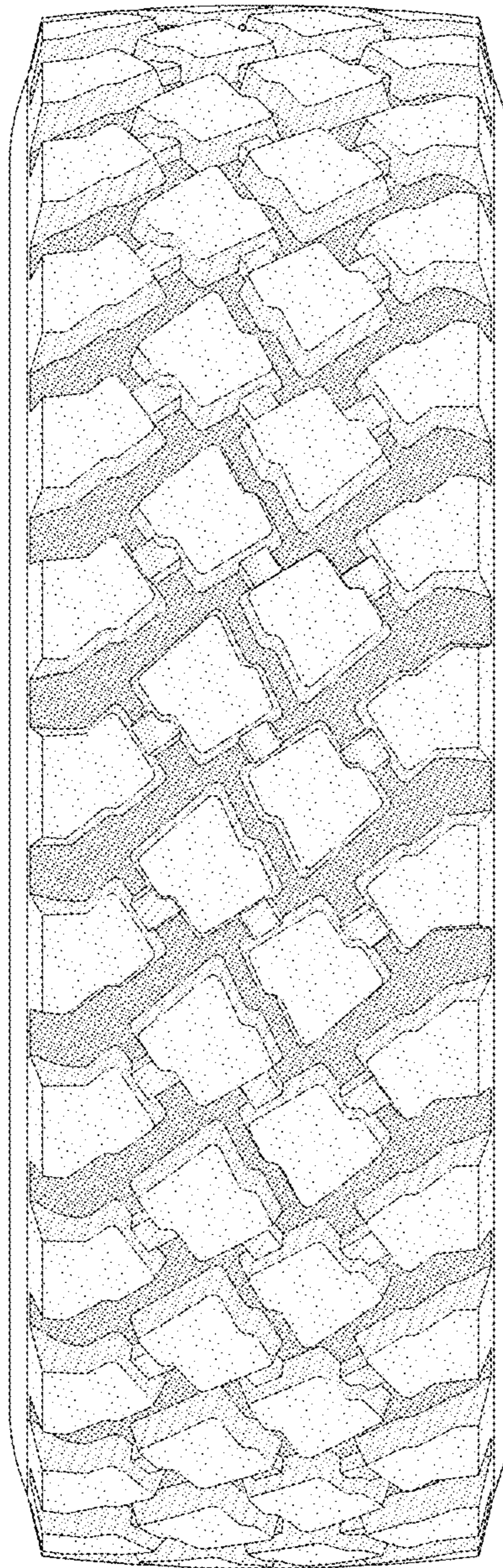


FIG - 6