



US00D867256S

(12) **United States Design Patent**  
**Li et al.**

(10) **Patent No.:** **US D867,256 S**

(45) **Date of Patent:** **\*\* Nov. 19, 2019**

(54) **VEHICLE WHEEL**

(71) Applicant: **DICASTAL NORTH AMERICA, INC.**, Greenville, MI (US)

(72) Inventors: **Zhen Li**, Greenville, MI (US); **Song Sheng**, Greenville, MI (US); **Shan Ma**, Greenville, MI (US)

(73) Assignee: **DICASTAL NORTH AMERICA, INC.**, Greenville, MI (US)

(\*\*) Term: **15 Years**

(21) Appl. No.: **29/667,316**

(22) Filed: **Oct. 19, 2018**

(51) **LOC (12) Cl.** ..... **12-16**

(52) **U.S. Cl.**  
USPC ..... **D12/209**

(58) **Field of Classification Search**  
USPC ..... D12/204–213  
CPC .... B60B 7/00; B60B 7/02; B60B 7/04; B60B 7/01; B60B 7/06; B60B 3/02; B60B 3/04; B60B 3/06; B60B 3/10; B60B 1/00; B60B 1/08; B60B 1/10; B60B 1/12  
See application file for complete search history.

(56) **References Cited**

**U.S. PATENT DOCUMENTS**

D682,176 S \* 5/2013 Badstuebner ..... D12/209  
D723,989 S \* 3/2015 Morikawa ..... D12/209

D740,191 S \* 10/2015 Webber ..... D12/209  
D740,197 S \* 10/2015 Valencia Pollex ..... D12/209  
D751,016 S \* 3/2016 Valencia Pollex ..... D12/209  
D783,491 S \* 4/2017 Valencia Pollex ..... D12/209  
D783,492 S \* 4/2017 Valencia Pollex ..... D12/209  
D788,674 S \* 6/2017 Mielke ..... D12/209  
D791,033 S \* 7/2017 Peat ..... D12/209  
D791,046 S \* 7/2017 Ishii ..... D12/209  
D795,778 S \* 8/2017 Valencia Pollex ..... D12/211  
D827,545 S \* 9/2018 Kawaguchi ..... D12/209  
D830,270 S \* 10/2018 Ma ..... D12/211  
D838,652 S \* 1/2019 Kato ..... D12/209  
D841,554 S \* 2/2019 Tamura ..... D12/209  
D843,912 S \* 3/2019 Metros ..... D12/209  
D848,337 S \* 5/2019 Tovey ..... D12/209

\* cited by examiner

*Primary Examiner* — Stacia A Cadmus

(74) *Attorney, Agent, or Firm* — Brooks Kushman P.C.



(57) **CLAIM**

The ornamental design for a vehicle wheel, as shown and described.

**DESCRIPTION**

FIG. 1 is a perspective view of a vehicle wheel according to our design;  
FIG. 2 is a front view of the vehicle wheel; and,  
FIG. 3 is a left side view of the vehicle wheel, with the right side view being a mirror image of the left side view. The top and bottom views are the same as the side views.

**1 Claim, 3 Drawing Sheets**






FIG. 1




FIG. 2




FIG. 3