

US00D867255S

(12) **United States Design Patent**
Tian

(10) **Patent No.:** **US D867,255 S**

(45) **Date of Patent:** **** Nov. 19, 2019**

(54) **VEHICLE WHEEL**

(71) Applicant: **DICASTAL NORTH AMERICA, INC.**, Greenville, MI (US)

(72) Inventor: **Jinyun Tian**, Greenville, MI (US)

(73) Assignee: **DICASTAL NORTH AMERICA, INC.**, Greenville, MI (US)

(**) Term: **15 Years**

(21) Appl. No.: **29/667,122**

(22) Filed: **Oct. 18, 2018**

(51) **LOC (12) Cl.** **12-16**

(52) **U.S. Cl.**
USPC **D12/209**

(58) **Field of Classification Search**
USPC D12/204–213
CPC B60B 7/00; B60B 7/02; B60B 7/04; B60B 7/01; B60B 7/06; B60B 3/02; B60B 3/04; B60B 3/06; B60B 3/10; B60B 1/00; B60B 1/08; B60B 1/10; B60B 1/12
See application file for complete search history.

(56) **References Cited**

U.S. PATENT DOCUMENTS

D638,340 S	*	5/2011	Park	D12/209
D695,670 S	*	12/2013	De Bono	D12/209
D725,018 S	*	3/2015	Zhao	D12/209
D751,485 S	*	3/2016	Chung	D12/209
D774,436 S	*	12/2016	Valencia Pollex	D12/209

D784,897 S	*	4/2017	Zhao	D12/211
D801,251 S	*	10/2017	Chung	D12/209
D802,510 S	*	11/2017	Groth	D12/209
D823,216 S	*	7/2018	Chung	D12/209
D823,768 S	*	7/2018	Chung	D12/209
D823,774 S	*	7/2018	Groth	D12/209
D830,933 S	*	10/2018	Zhao	D12/209
D836,527 S	*	12/2018	Groth	D12/211
D838,223 S	*	1/2019	Chung	D12/209
D845,855 S	*	4/2019	Chung	D12/209
D847,067 S	*	4/2019	Groth	D12/209
D847,073 S	*	4/2019	Khachatryan	D12/209
D848,344 S	*	5/2019	Juergens	D12/209
D852,704 S	*	7/2019	Khachatryan	D12/209
D853,302 S	*	7/2019	Khachatryan	D12/209
D853,305 S	*	7/2019	Valencia Pollex	D12/209

* cited by examiner

Primary Examiner — Stacia A Cadmus

(74) *Attorney, Agent, or Firm* — Brooks Kushman P.C.

(57) **CLAIM**

The ornamental design for a vehicle wheel, as shown and described.

DESCRIPTION

FIG. 1 is a perspective view of a vehicle wheel according to my design;
FIG. 2 is a front view of the vehicle wheel; and,
FIG. 3 is a left side view of the vehicle wheel, with the right side view being a mirror image. The top and bottom views are the same as the side views.

1 Claim, 3 Drawing Sheets






FIG. 1




FIG. 2




FIG. 3