



US00D867247S

(12) **United States Design Patent** (10) **Patent No.:** **US D867,247 S**
Li (45) **Date of Patent:** **** Nov. 19, 2019**

(54) **MOTORCYCLE FRONT BODY PANEL SET**
(71) Applicant: **William Li**, Norwalk, CA (US)
(72) Inventor: **William Li**, Norwalk, CA (US)
(**) Term: **15 Years**
(21) Appl. No.: **29/649,076**
(22) Filed: **May 25, 2018**
(51) **LOC (12) Cl.** **12-11**
(52) **U.S. Cl.**
USPC **D12/186; D12/110; D12/126**
(58) **Field of Classification Search**
USPC D12/110, 114, 126, 182, 184, 186
CPC ... B62J 17/00; B62J 17/02; B62J 17/04; B62J
23/00; B62K 11/00; B62K 11/02; B62K
11/04
See application file for complete search history.

8,123,273 B2 * 2/2012 Tsuda B62J 17/04
296/180.1
D702,166 S * 4/2014 Deluy D12/186
D777,611 S * 1/2017 Griffin D12/114
D781,755 S * 3/2017 Watanabe D12/114
D793,288 S * 8/2017 Rudwal D12/126
D803,106 S * 11/2017 Tsuji D12/126
D814,362 S * 4/2018 Mori D12/114
D826,790 S * 8/2018 Sears, Jr. D12/126
D827,505 S * 9/2018 Tsukui D12/126
D829,134 S * 9/2018 Katagiri D12/126
D833,335 S * 11/2018 Seo D12/114
D850,985 S * 6/2019 Tsuji D12/114

* cited by examiner

Primary Examiner — Darlington Ly

(74) *Attorney, Agent, or Firm* — Clement Cheng

(57) **CLAIM**

The ornamental design for a motorcycle front body panel set, as shown and described.

(56) **References Cited**

U.S. PATENT DOCUMENTS


D252,923 S * 9/1979 Montenare D12/186
D279,974 S * 8/1985 Komori D12/186
D485,519 S * 1/2004 Hoshino D12/186
D496,614 S * 9/2004 Everitt D12/186
D514,487 S * 2/2006 Asao D12/186
D557,188 S * 12/2007 Xu D12/186
D557,189 S * 12/2007 Xu D12/186
D581,846 S * 12/2008 Longpre D12/107
D583,737 S * 12/2008 Kitayama D12/126
D594,392 S * 6/2009 Nishihara D12/186
D626,900 S * 11/2010 Guay D12/173
D627,283 S * 11/2010 Ilmberger D12/186
D635,496 S * 4/2011 Serbinski D12/186
D652,772 S * 1/2012 Ishikawa D12/186

DESCRIPTION

FIG. 1 is a front and right side perspective view of a motorcycle front body panel set showing my new design; FIG. 2 is a front elevation view thereof; FIG. 3 is a rear elevation view thereof; FIG. 4 is a left side elevation view thereof; FIG. 5 is a right side elevation view thereof; FIG. 6 is a top plan view thereof; and, FIG. 7 is a bottom plan view thereof.

The broken line showing portions of the motorcycle are provided for the purpose of illustrating environmental structure and form no part of the claimed design.

1 Claim, 7 Drawing Sheets



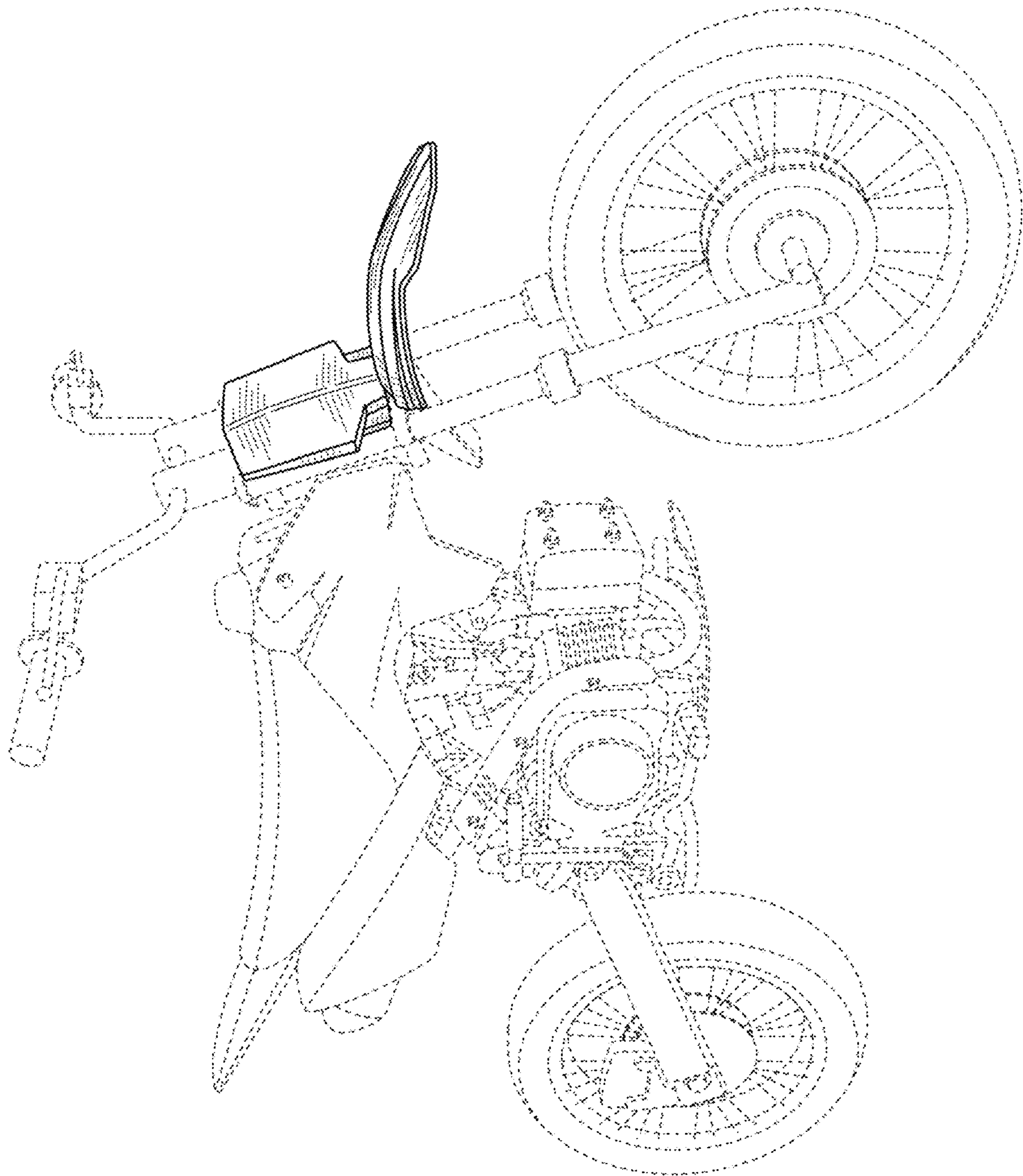


FIG. 1

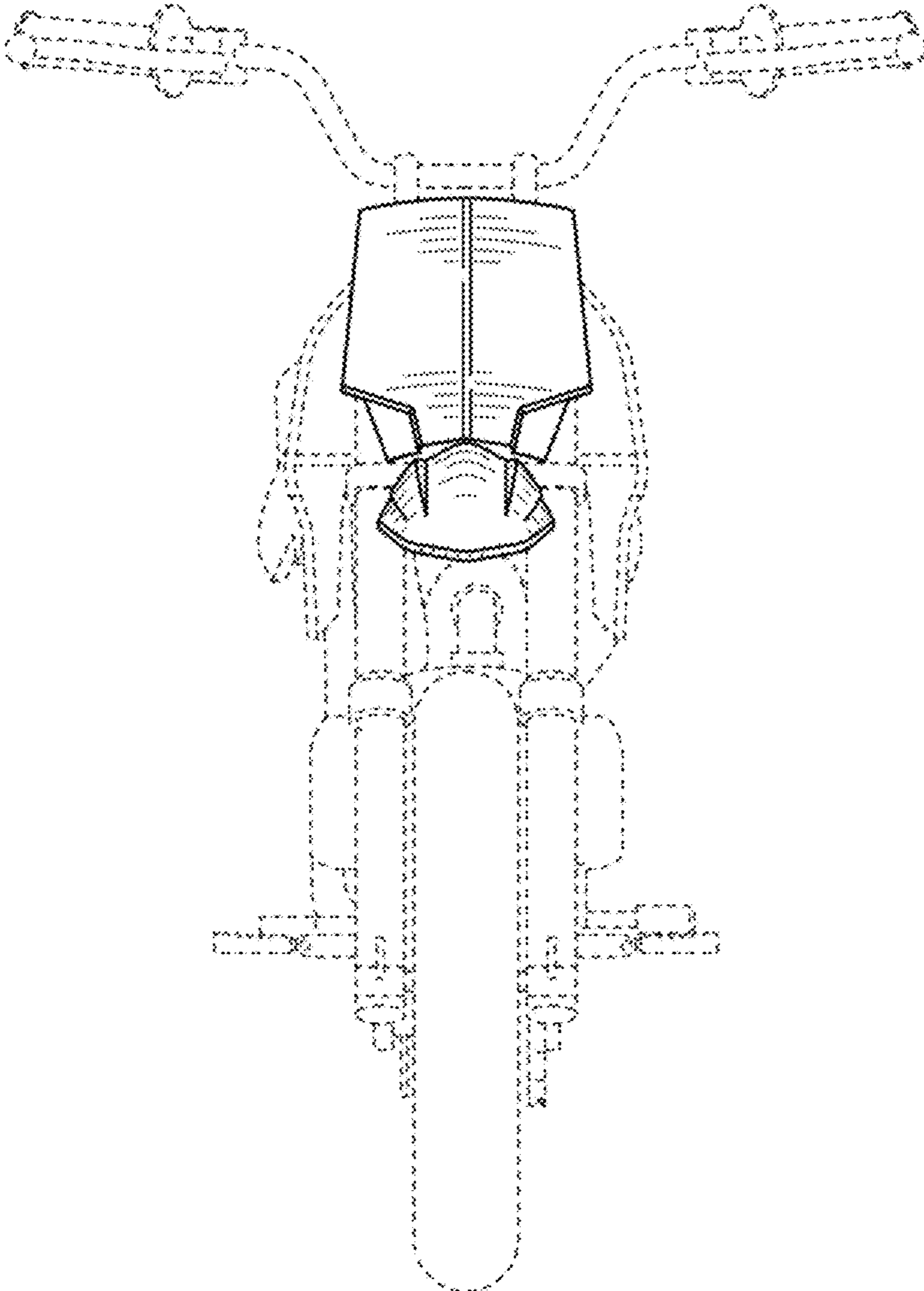


FIG. 2

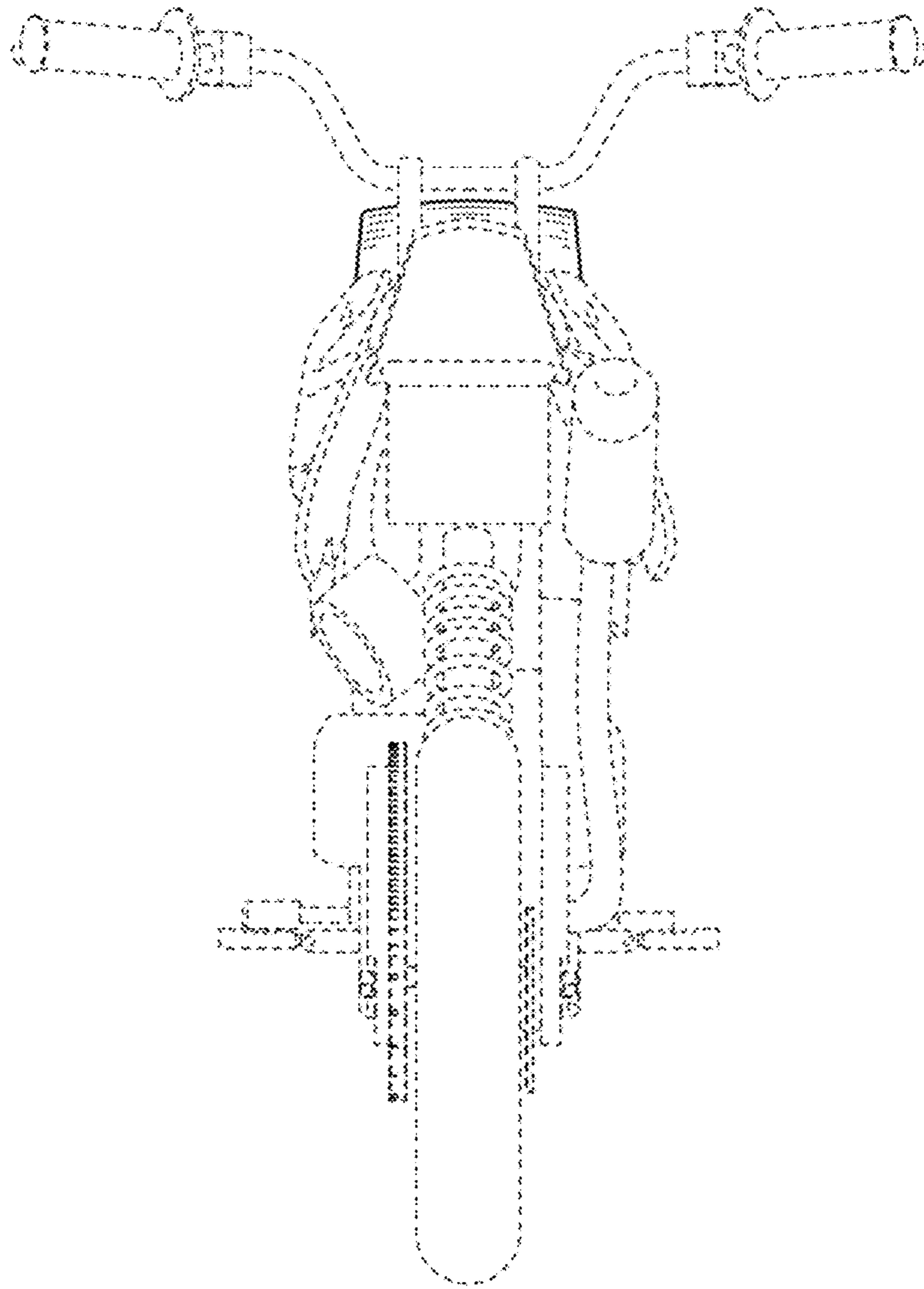


FIG. 3

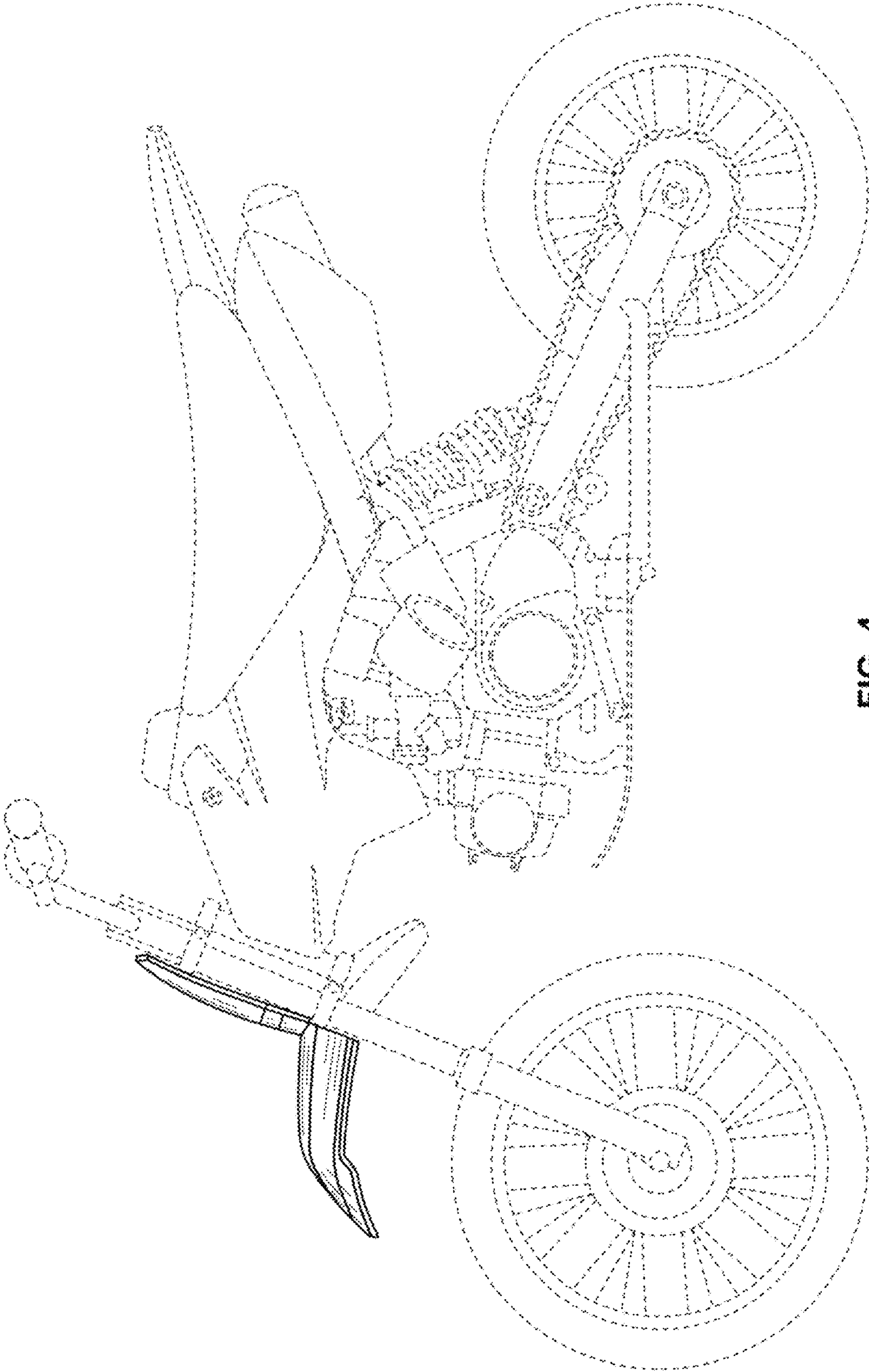


FIG. 4

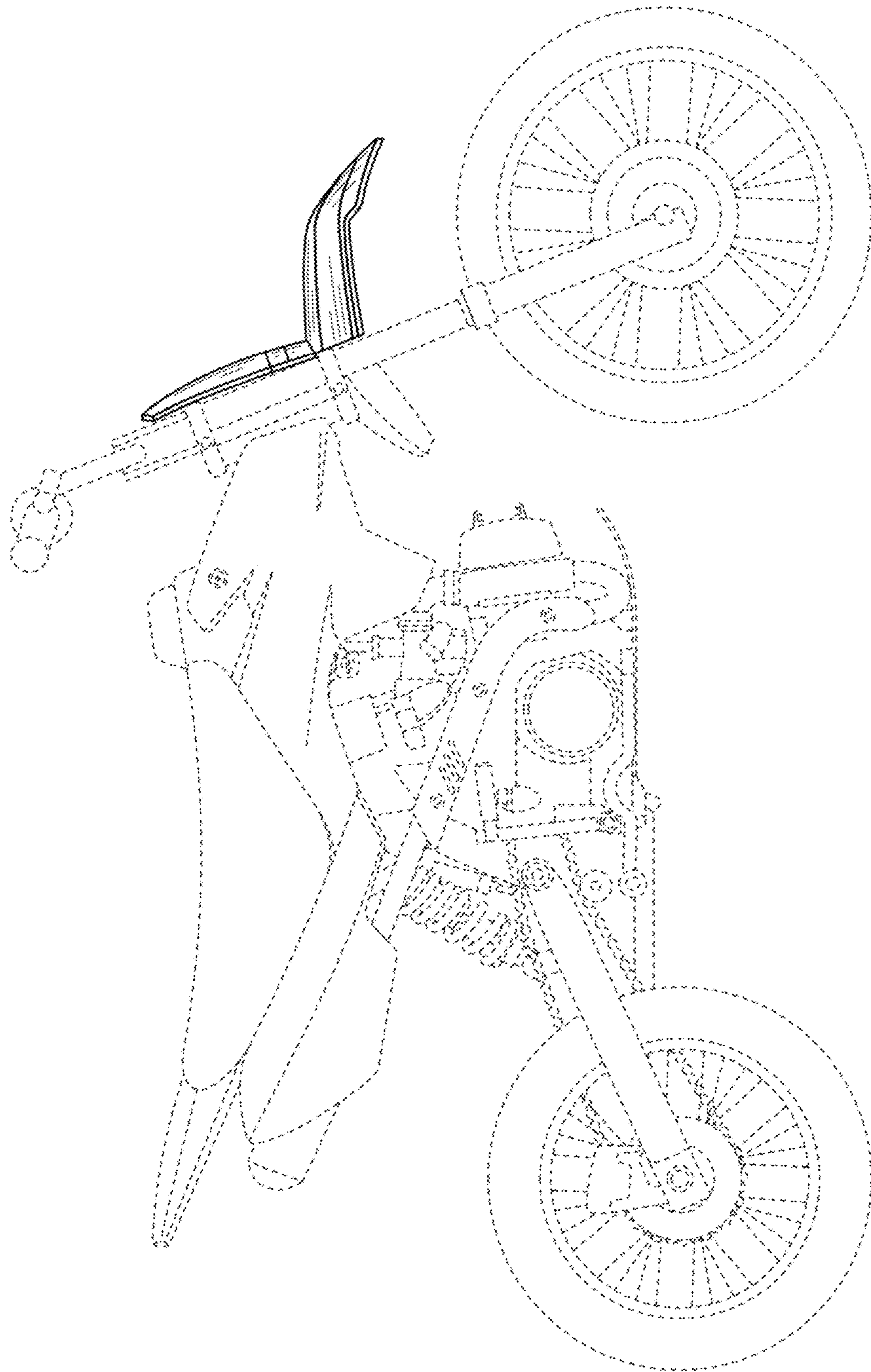


FIG. 5

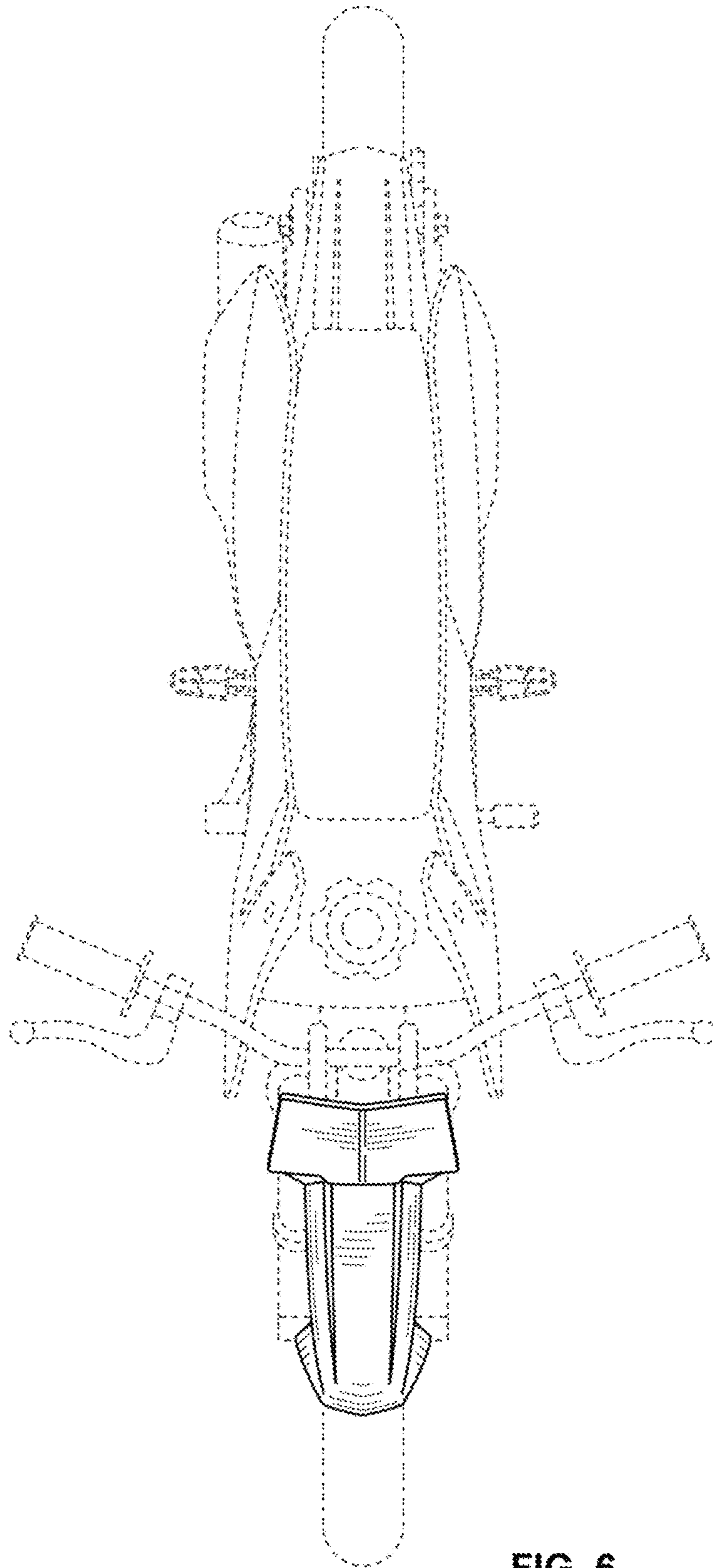


FIG. 6

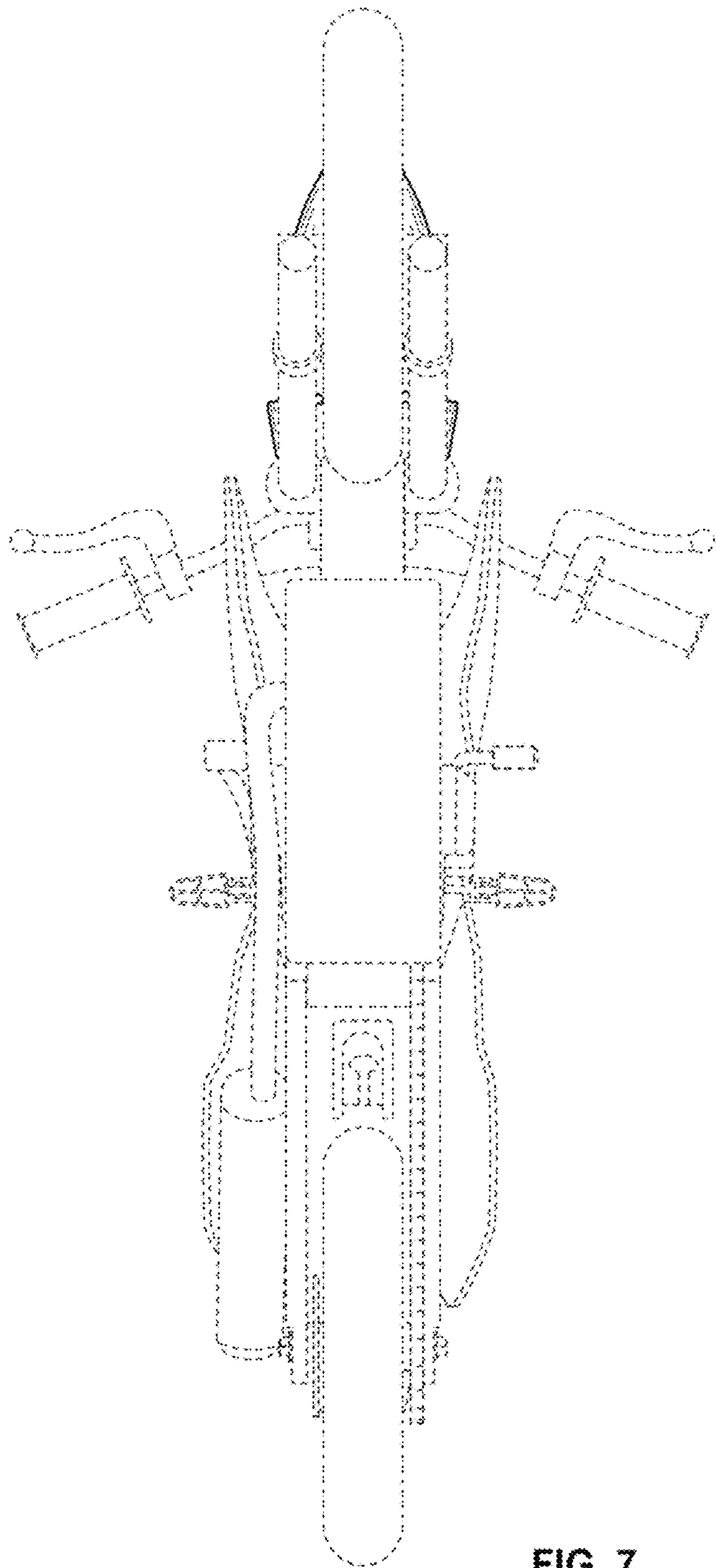


FIG. 7