



US00D867245S

(12) **United States Design Patent** (10) **Patent No.:** **US D867,245 S**
Ito et al. (45) **Date of Patent:** **** *Nov. 19, 2019**

- (54) **FENDER OF A TRUCK VEHICLE**
- (71) Applicant: **Navistar Canada, Inc.**, Lisle, IL (US)
- (72) Inventors: **Chris Ito**, Suger Grove, IL (US); **Glen Joel Durmisevich**, Rochester Hills, MI (US)
- (73) Assignee: **International Truck Intellectual Property Company, LLC**, Lisle, IL (US)
- (*) Notice: This patent is subject to a terminal disclaimer.
- (**) Term: **15 Years**
- (21) Appl. No.: **29/543,824**
- (22) Filed: **Oct. 28, 2015**
- (51) **LOC (12) Cl.** **12-16**
- (52) **U.S. Cl.**
USPC **D12/184**
- (58) **Field of Classification Search**
USPC D12/181, 184, 196, 202, 169, 106
CPC B62D 25/168; B62D 25/18; B62D 25/182;
B62D 33/02; B62D 21/18; B62D 25/10;
B62D 25/161; B62D 25/163; B62D
25/184; B62D 43/005; B62D 49/06;
B60R 13/04; B60R 19/56; B60R
2019/522; B60R 3/02; B60R 9/02; B60R
9/06; B60J 10/00; B60J 10/24; B60J
10/80; B60J 11/00; B60J 11/06; B60B
29/002
See application file for complete search history.

- 4,572,558 A * 2/1986 Chupick B62D 25/161
280/850
 - D286,868 S * 11/1986 Envall D12/184
 - D299,019 S * 12/1988 McKinnon D12/184
 - D340,214 S * 10/1993 Lawrence D12/184
 - D524,204 S 7/2006 Beigel et al.
 - D546,253 S 7/2007 Lee et al.
 - D580,328 S * 11/2008 Jones D12/184
 - D591,657 S * 5/2009 Golden D12/184
 - D591,658 S * 5/2009 Golden D12/184
 - D612,308 S 3/2010 Beigel et al.
- (Continued)

OTHER PUBLICATIONS

“AmazonFenderFlare”, APS Reinforced ABS Fender Flares Rugged for 99-07 Ford F-250/F-350 Super Duty, Amazon [online], date First Available Feb. 3, 2015, [retrieved on Aug. 17, 2016] Retrieved from the internet <URL: https://www.amazon.com/APS-Reinforced-Fender-Flares-Rugged/dp/B00T57WM32/ref=sr_1_421?s=automotive&ie=UTF8&qid=1471479493&sr=1-421-sp.*>

Primary Examiner — Manpreet S Matharu
Assistant Examiner — Yolanda Robinson
(74) *Attorney, Agent, or Firm* — Jeffrey P. Calfa; Mark C. Bach

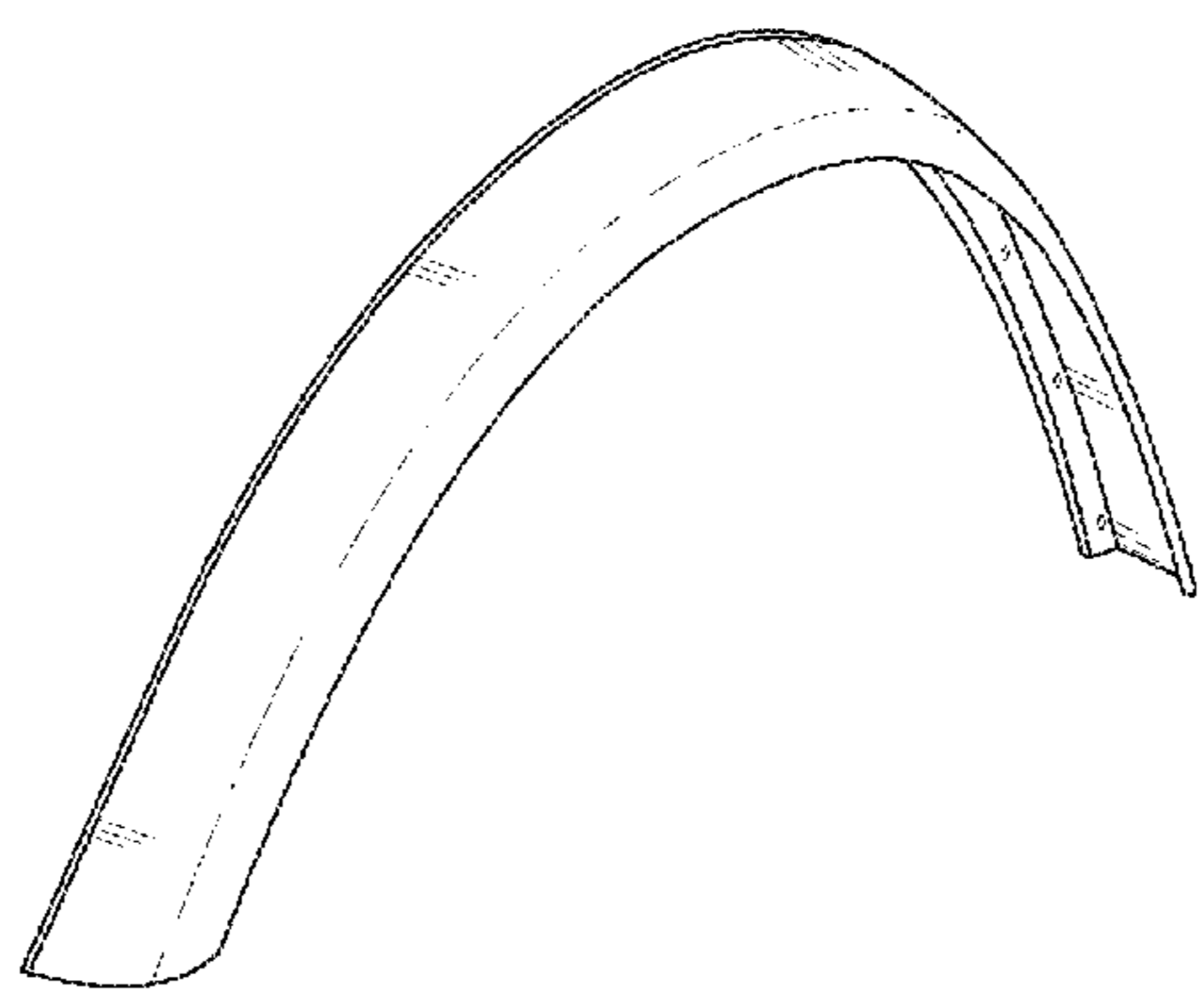
(57) **CLAIM**
The ornamental design of a fender for a truck vehicle, as shown and described.

DESCRIPTION

FIG. 1 is an isometric view of the fender of a truck vehicle showing our new design;
FIG. 2 is a right side view thereof;
FIG. 3 is a left side view thereof;
FIG. 4 is a top plan view orthographically projected from original FIG. 2;
FIG. 5 is a front view orthographically projected from original FIG. 2; and,
FIG. 6 is a rear view orthographically projected from original FIG. 2.

1 Claim, 4 Drawing Sheets

- (56) **References Cited**
U.S. PATENT DOCUMENTS
4,174,850 A * 11/1979 Hart B62D 25/18
24/486
D256,793 S * 9/1980 Logan D12/184
4,445,700 A * 5/1984 Schroeder B62D 25/168
280/851



(56)

References Cited

U.S. PATENT DOCUMENTS

D612,309 S	3/2010	Beigel et al.	
D615,472 S	5/2010	Maher et al.	
D641,298 S	7/2011	Beigel et al.	
D644,581 S	9/2011	Beigel et al.	
D644,972 S	9/2011	Beigel et al.	
D684,908 S *	6/2013	Lee	D12/181
D694,684 S *	12/2013	Lee	D12/184
D694,685 S *	12/2013	Lee	D12/184
D695,171 S	12/2013	Riggs et al.	
D700,120 S *	2/2014	Lee	D12/184
D707,164 S *	6/2014	Lee	D12/184
D710,264 S *	8/2014	Watkins	D12/169
D733,628 S *	7/2015	Goepfel	D12/184
D744,385 S *	12/2015	Harriton	D12/169
D748,022 S *	1/2016	Yamamoto	D12/181
D759,556 S *	6/2016	Wheel	D12/181
D763,754 S *	8/2016	Sanders	D12/184
2015/0344079 A1 *	12/2015	Stojkovic	B62D 27/023 296/187.09

* cited by examiner

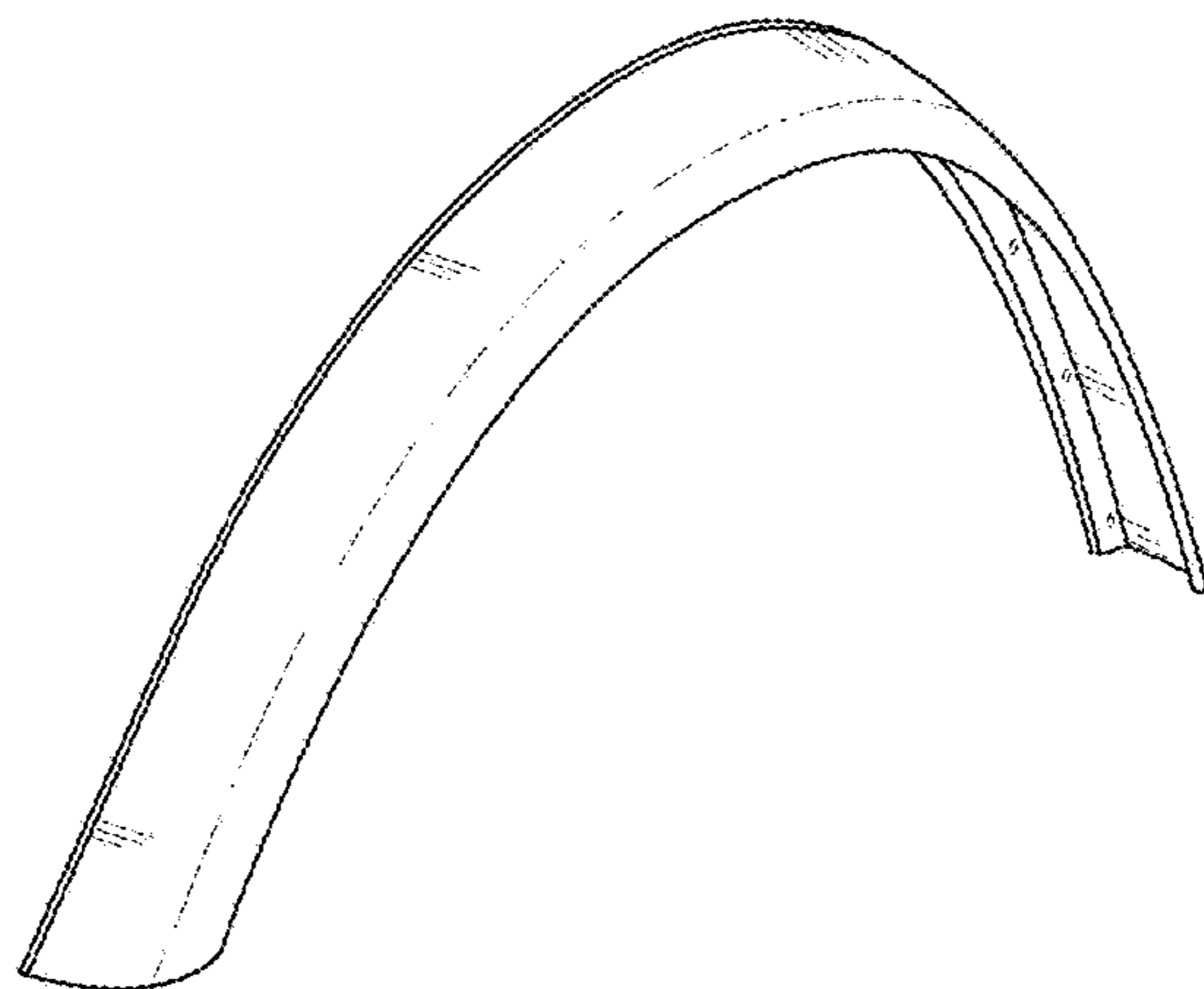


FIG. 1

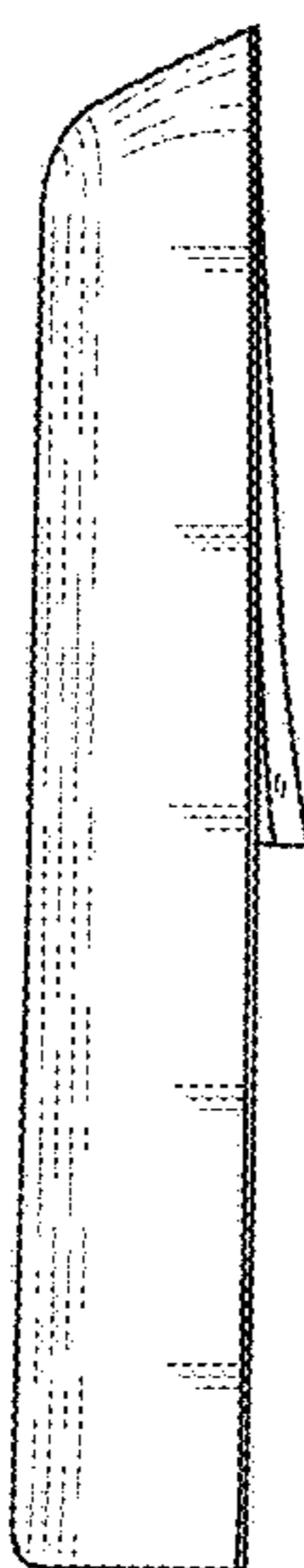


FIG. 2

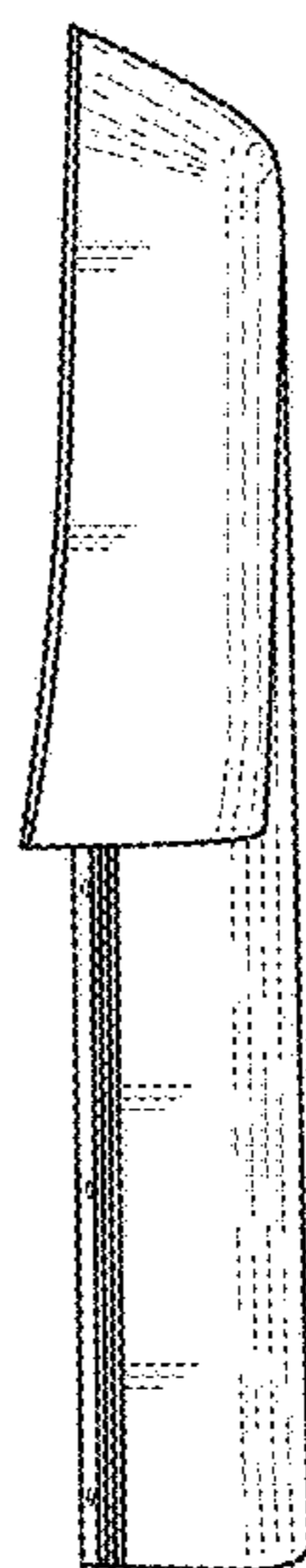


FIG. 3




FIG. 4

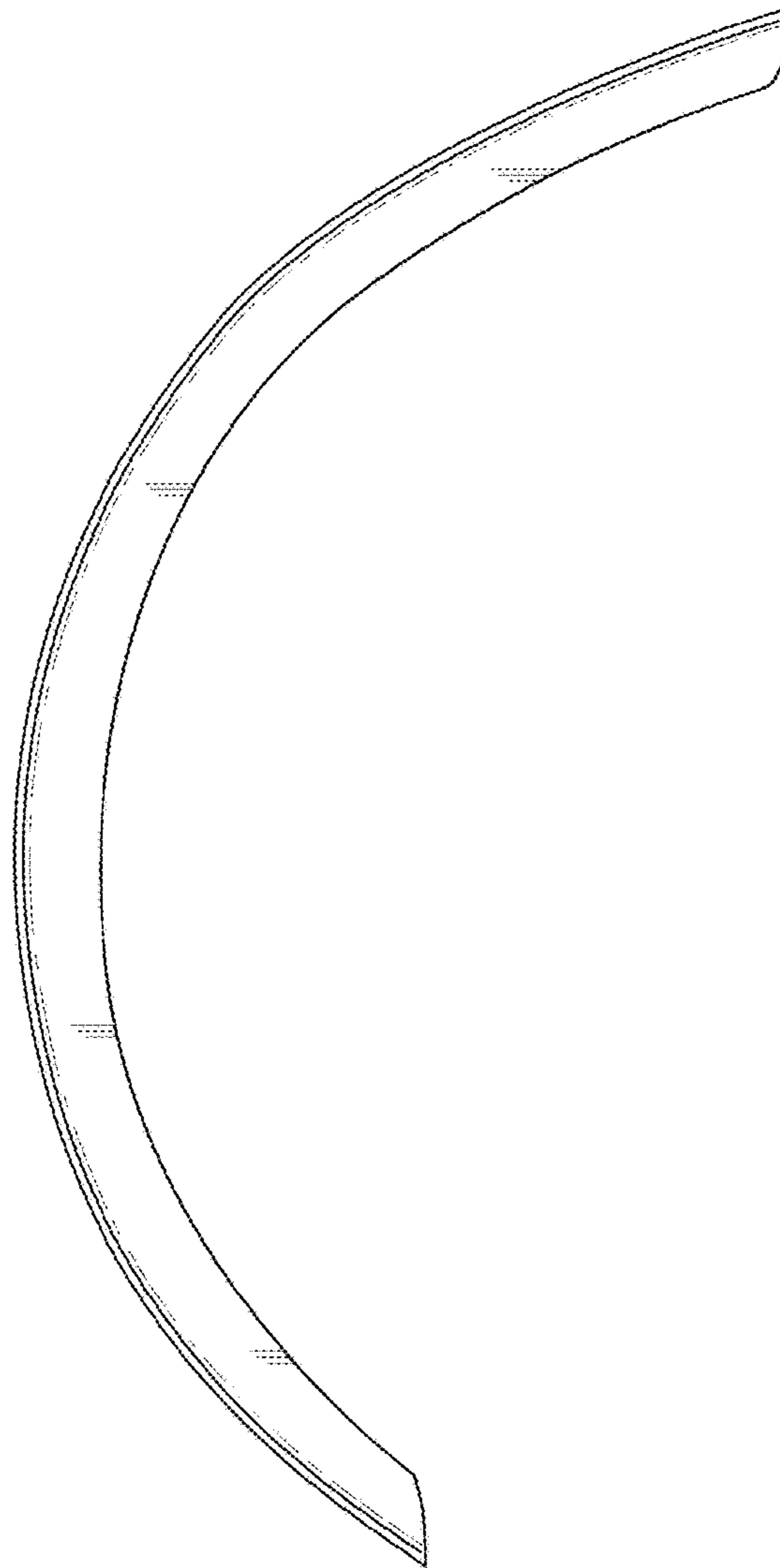


FIG. 5

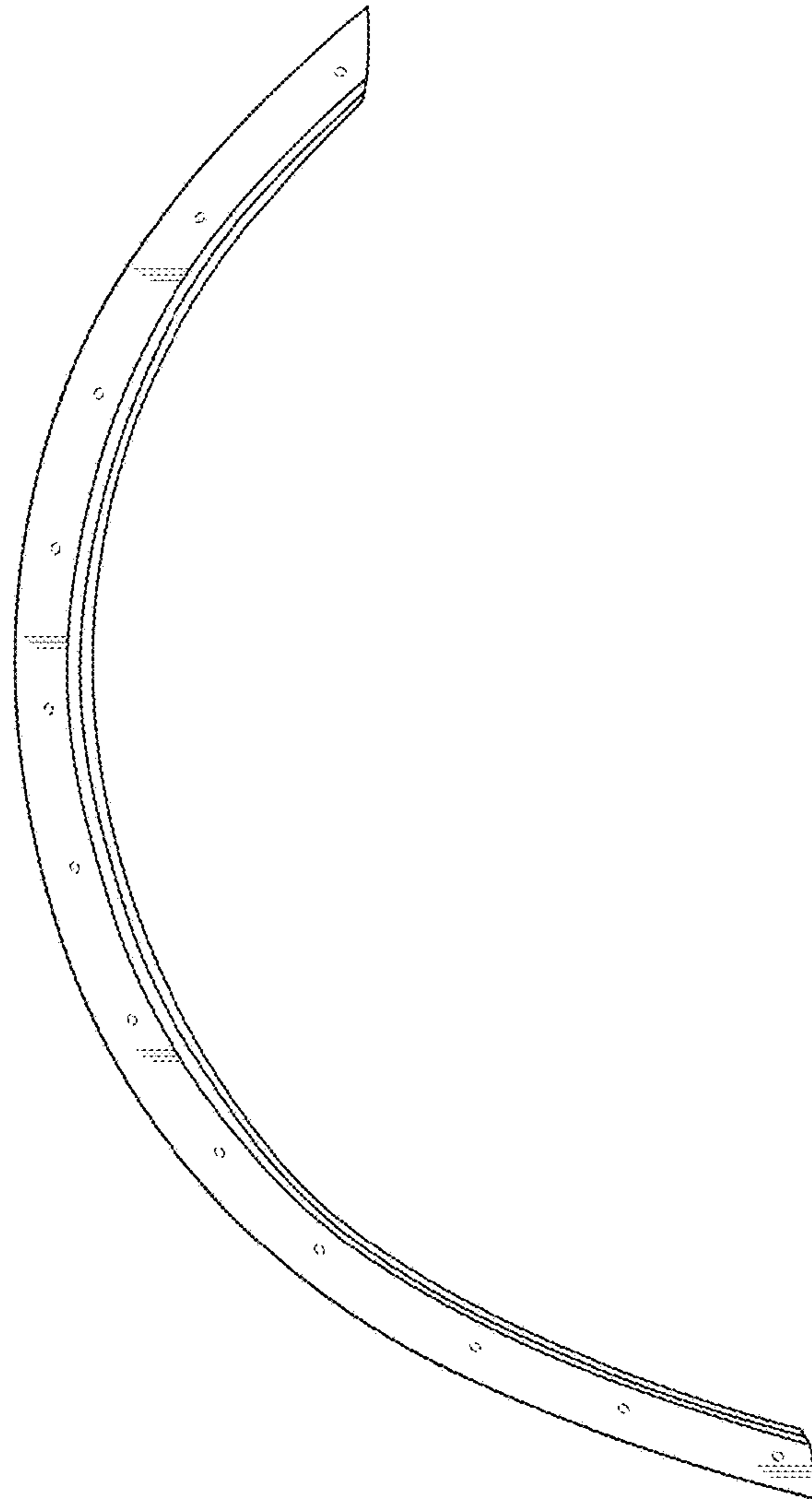


FIG. 6