



US00D867230S

(12) **United States Design Patent** (10) **Patent No.:** **US D867,230 S**
Basmanov et al. (45) **Date of Patent:** **** Nov. 19, 2019**

(54) **RADIATOR GRILLE FOR AUTOMOBILE**

(71) Applicant: **Nissan Motor Co., Ltd.**, Yokohama, Kanagawa (JP)

(72) Inventors: **Andrey Basmanov**, Boulogne-Billancourt (FR); **Junichi Nishikubo**, Kanagawa (JP)

(73) Assignee: **Nissan Motor Co., Ltd.**, Yokohama (JP)

(**) Term: **15 Years**

(21) Appl. No.: **29/639,167**

(22) Filed: **Mar. 5, 2018**

(30) **Foreign Application Priority Data**

Sep. 6, 2017 (JP) 2017-019335

(51) **LOC (12) Cl.** **12-16**

(52) **U.S. Cl.**
USPC **D12/163**

(58) **Field of Classification Search**
USPC D12/163, 164, 165, 166, 167, 168, 169, D12/170, 171, 172, 173, 181
CPC B60K 11/08; B62L 39/16; B60R 19/50; B62D 25/08
See application file for complete search history.

(56) **References Cited**

U.S. PATENT DOCUMENTS

- 2,854,104 A * 9/1958 Marcy, Jr. B21D 47/005 52/666
- D496,890 S * 10/2004 Metros D12/163
- D589,853 S * 4/2009 Saridakis D12/163
- D668,590 S * 10/2012 Furst D12/163
- D670,214 S * 11/2012 Watanabe D12/163
- D682,752 S * 5/2013 Yoshida D12/163
- D721,019 S * 1/2015 Pevovar D12/163

- D736,123 S * 8/2015 Hammoud D12/163
- D754,037 S * 4/2016 Behmer D12/163
- D758,928 S * 6/2016 Messale D12/163
- D759,551 S * 6/2016 Nakahara D12/163
- D763,152 S * 8/2016 Frascella D12/190
- D766,782 S * 9/2016 Arroba D12/163
- D769,159 S * 10/2016 Platto D12/163
- D769,160 S * 10/2016 Platto D12/163
- D773,963 S * 12/2016 Battams D12/163
- D774,996 S * 12/2016 Wheel D12/163
- D774,997 S * 12/2016 Wheel D12/163
- D774,998 S * 12/2016 Munakata D12/163
- D775,554 S * 1/2017 Kapitonov D12/163
- D776,020 S * 1/2017 Kapitonov D12/163
- D781,188 S * 3/2017 Wolff D12/163
- D783,465 S * 4/2017 Choi D12/163
- D786,145 S * 5/2017 Kozub D12/163
- D788,654 S * 6/2017 Curic D12/163
- D788,655 S * 6/2017 Curic D12/163

(Continued)

Primary Examiner — Susan Bennett Hattan

Assistant Examiner — Suzanne E Tisdell

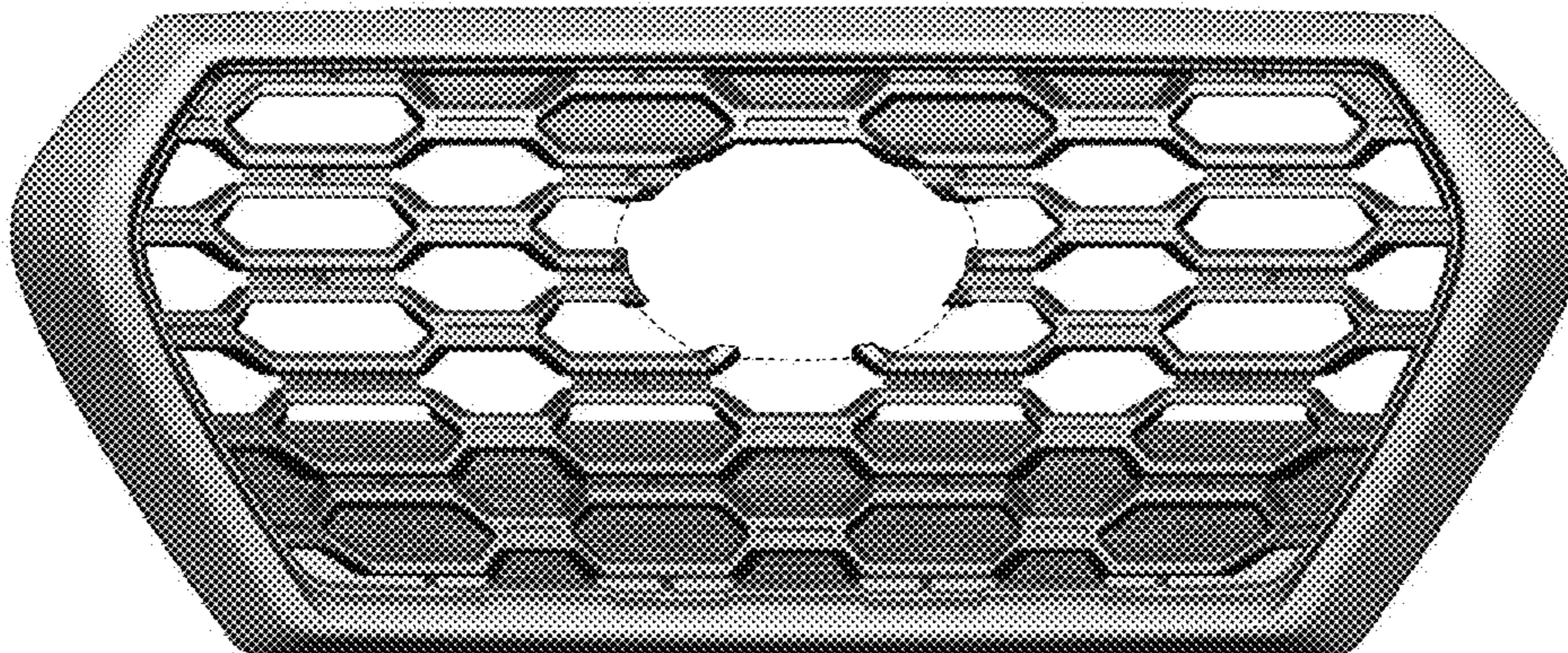
(57) **CLAIM**

The ornamental design for a radiator grille for an automobile, as shown and described.

DESCRIPTION

FIG. 1 is a front elevational view of a radiator grille for an automobile in accordance with our new design;
FIG. 2 is a top plan view thereof;
FIG. 3 is a bottom plan view thereof;
FIG. 4 is a left side elevational view thereof;
FIG. 5 is a right side elevational view thereof;
FIG. 6 is a first side perspective view thereof; and,
FIG. 7 is a second side perspective view thereof.
The broken line showing of the radiator grille is for purpose of illustrating environmental structure and forms no part of the claimed design. The rear view of the radiator grille forms no part of the claimed design.

1 Claim, 7 Drawing Sheets



(56)

References Cited

U.S. PATENT DOCUMENTS

D789,841 S *	6/2017	Malczewski	D12/163
D789,844 S *	6/2017	Sakai	D12/163
D789,845 S *	6/2017	Oohashi	D12/163
D790,412 S *	6/2017	Dunford	D12/163
D790,413 S *	6/2017	Doyle	D12/164
D792,813 S *	7/2017	Kozub	D12/163
D793,290 S *	8/2017	Kozub	D12/163
D793,918 S *	8/2017	Kozub	D12/163
D794,517 S *	8/2017	Woolley	D12/163
2016/0031395 A1 *	2/2016	Huang	B62D 25/12 180/68.1

* cited by examiner

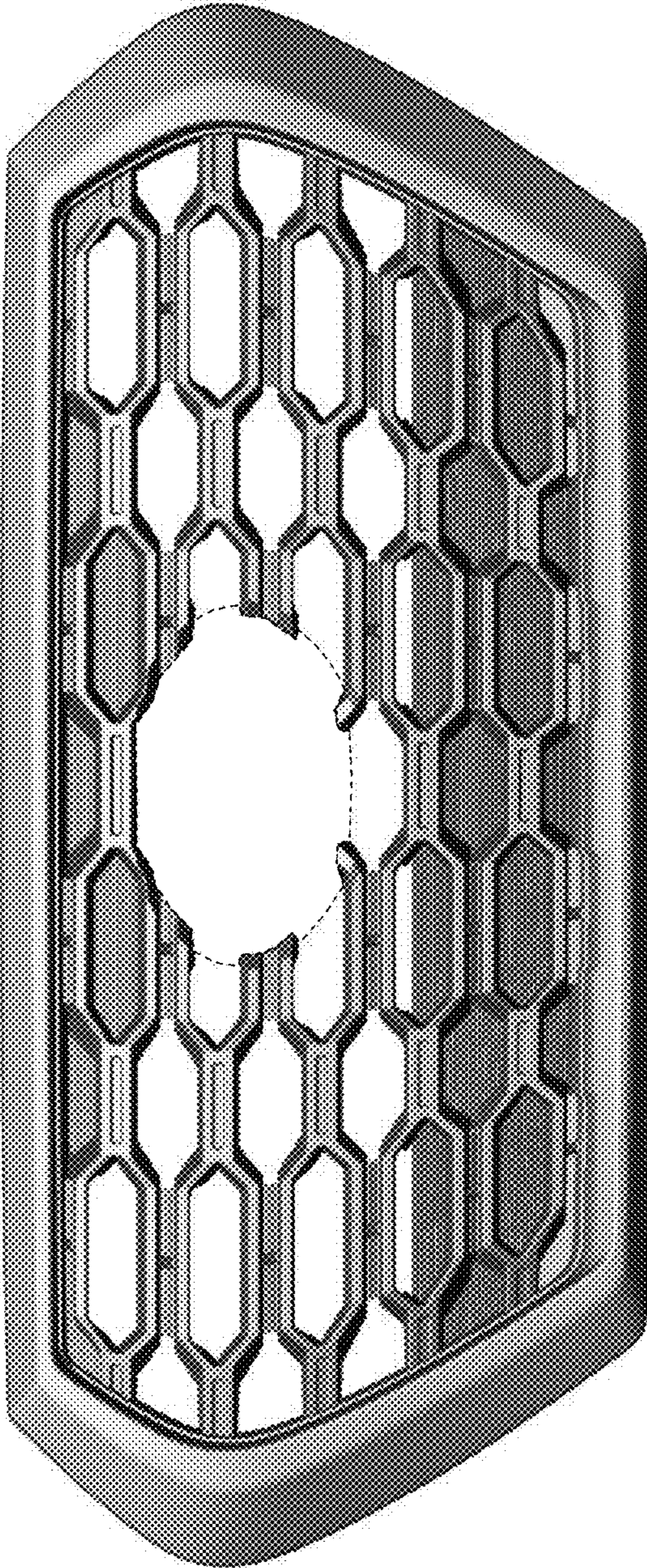


FIG. 1




FIG. 2




FIG. 3




FIG. 4




FIG. 5




FIG. 6

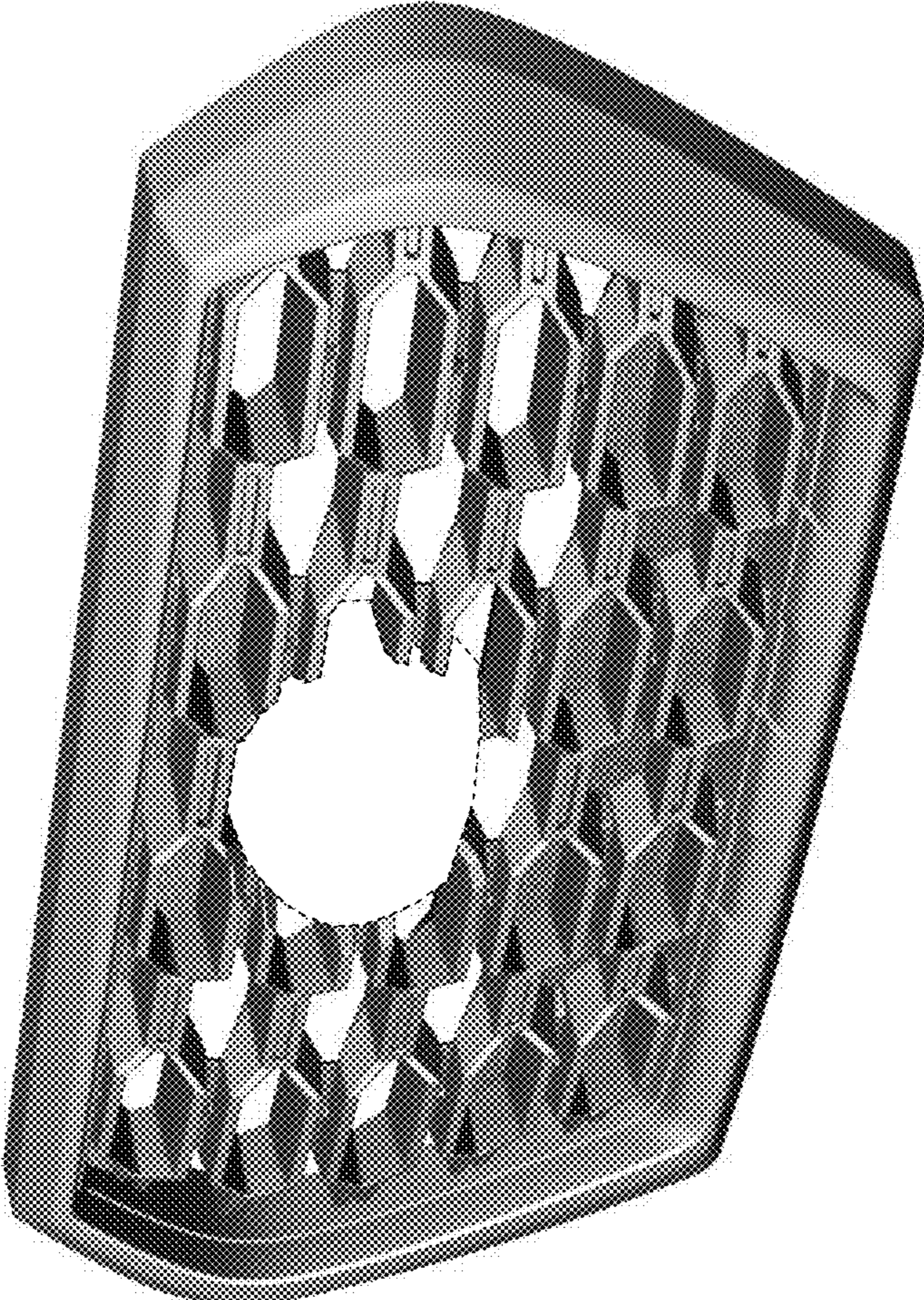


FIG. 7