



US00D867220S

(12) **United States Design Patent** (10) **Patent No.:** **US D867,220 S**
Cote et al. (45) **Date of Patent:** **** Nov. 19, 2019**

(54) **THREE-WHEELED VEHICLE BODY**
(71) Applicant: **BOMBARDIER RECREATIONAL PRODUCTS INC., Valcourt (CA)**
(72) Inventors: **Andre Cote, Sherbrooke (CA); Emmanuel Rius, Sherbrooke (CA); Stephane Sanschagrin, Drummondville (CA); Christian Lepine, Bromont (CA)**
(73) Assignee: **BOMBARDIER RECREATIONAL PRODUCTS INC., Valcourt (CA)**
(**) Term: **15 Years**

D485,788 S * 1/2004 Guay D12/107
D536,186 S 2/2007 Crepeau et al.
D557,646 S 12/2007 Portelance
D580,836 S 11/2008 Longpre et al.
D581,319 S 11/2008 Longpre et al.
D581,320 S 11/2008 Longpre et al.
D581,685 S 12/2008 Longpre et al.
D581,846 S 12/2008 Longpre et al.
D582,823 S 12/2008 Longpre et al.
D584,188 S 1/2009 Jenkins
D589,844 S 4/2009 Aube
D593,455 S 6/2009 Longpre et al.
D593,908 S * 6/2009 Longpre D12/107
D593,912 S 6/2009 Longpre et al.
D596,081 S * 7/2009 Longpre D12/107
D598,328 S * 8/2009 Lambri B62K 5/05
D12/110
D603,775 S 11/2009 Longpre et al.
D611,391 S 3/2010 Bourgeois
D626,900 S 11/2010 Guay et al.

(21) Appl. No.: **29/641,132**
(22) Filed: **Mar. 20, 2018**

(30) **Foreign Application Priority Data**
Sep. 20, 2017 (CN) 2017 3 0447768
(51) **LOC (12) Cl.** **12-11**
(52) **U.S. Cl.**
USPC **D12/107; D12/110**
(58) **Field of Classification Search**
USPC D12/85, 86, 107, 110, 112, 131;
D21/424, 433, 434
CPC B62D 21/11; B62D 29/043; B62D 31/00;
B62D 49/00; B62D 61/065; B62L 3/00;
B62K 3/005; B62K 5/01; B62K 5/08;
B62K 5/027
See application file for complete search history.

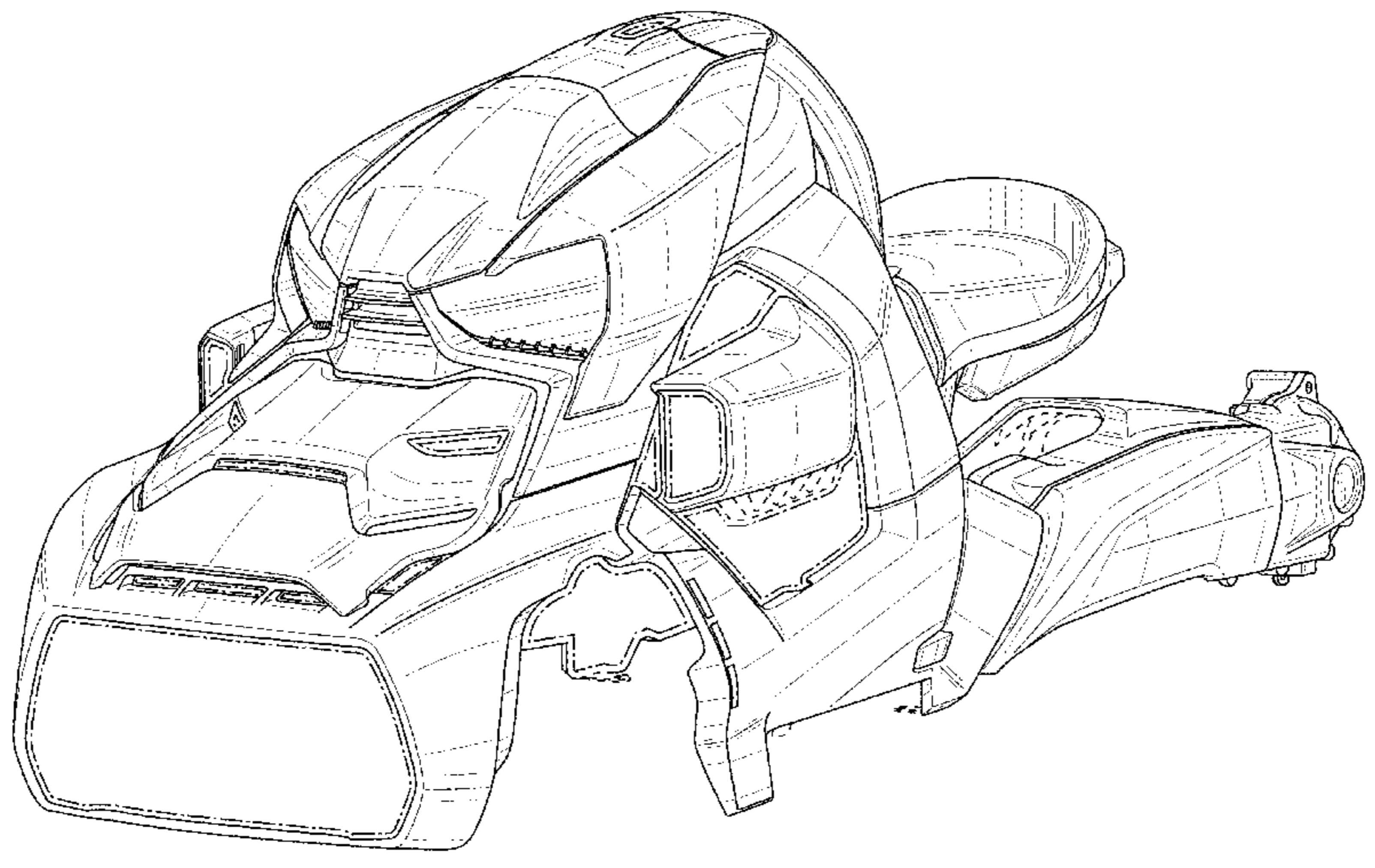
Primary Examiner — Darlington Ly
(74) *Attorney, Agent, or Firm* — BCF LLP

(57) **CLAIM**
The ornamental design for a three-wheeled vehicle body, as shown and described.

DESCRIPTION
FIG. 1 is a perspective view taken from a front and left side of a three-wheeled vehicle body embodying our design; FIG. 2 is a front elevation view thereof; FIG. 3 is a rear elevation view thereof; FIG. 4 is a left side elevation view thereof; FIG. 5 is a right side elevation view thereof; FIG. 6 is a top plan view thereof; and, FIG. 7 is a bottom plan view thereof. The broken line in the drawings illustrate portions of the three-wheeled vehicle body that form no part of the claimed design.

(56) **References Cited**
U.S. PATENT DOCUMENTS
4,787,470 A * 11/1988 Badsey B62D 61/065
180/210
6,015,022 A 1/2000 Thuliez
D449,018 S 10/2001 Musser

1 Claim, 7 Drawing Sheets



(56)

References Cited

U.S. PATENT DOCUMENTS

D627,263 S * 11/2010 Guay D12/110
D627,269 S 11/2010 Deluy et al.
D627,282 S 11/2010 Deluy et al.
D628,129 S 11/2010 Longpre et al.
D629,724 S 12/2010 Guay et al.
D629,726 S 12/2010 Guay et al.
D631,803 S 2/2011 Guay et al.
7,891,455 B2 2/2011 Feutz
D656,435 S * 3/2012 Lambri B62K 5/027
D12/110
D682,158 S 5/2013 Canni
D689,794 S 9/2013 Bracy
8,544,587 B2 * 10/2013 Holroyd B62K 5/05
180/210
D702,166 S 4/2014 Deluy et al.
D774,945 S 12/2016 Frahm
D788,648 S * 6/2017 Rudwal D12/110
D850,981 S * 6/2019 Kinoshita D12/107
2007/0256882 A1 * 11/2007 Bedard B62K 5/027
180/312
2009/0224497 A1 * 9/2009 Seiter B62D 21/183
280/62

* cited by examiner

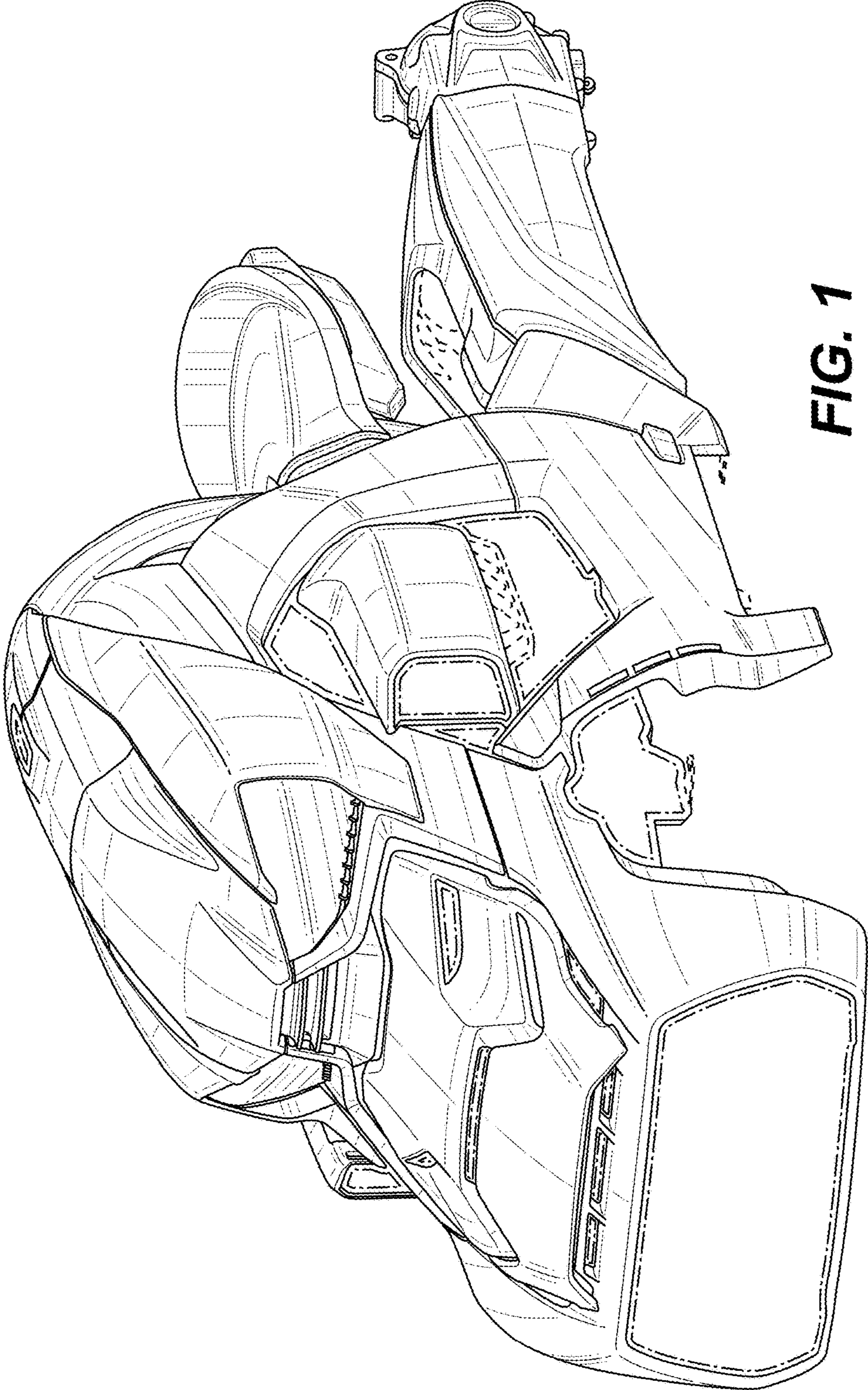


FIG. 1

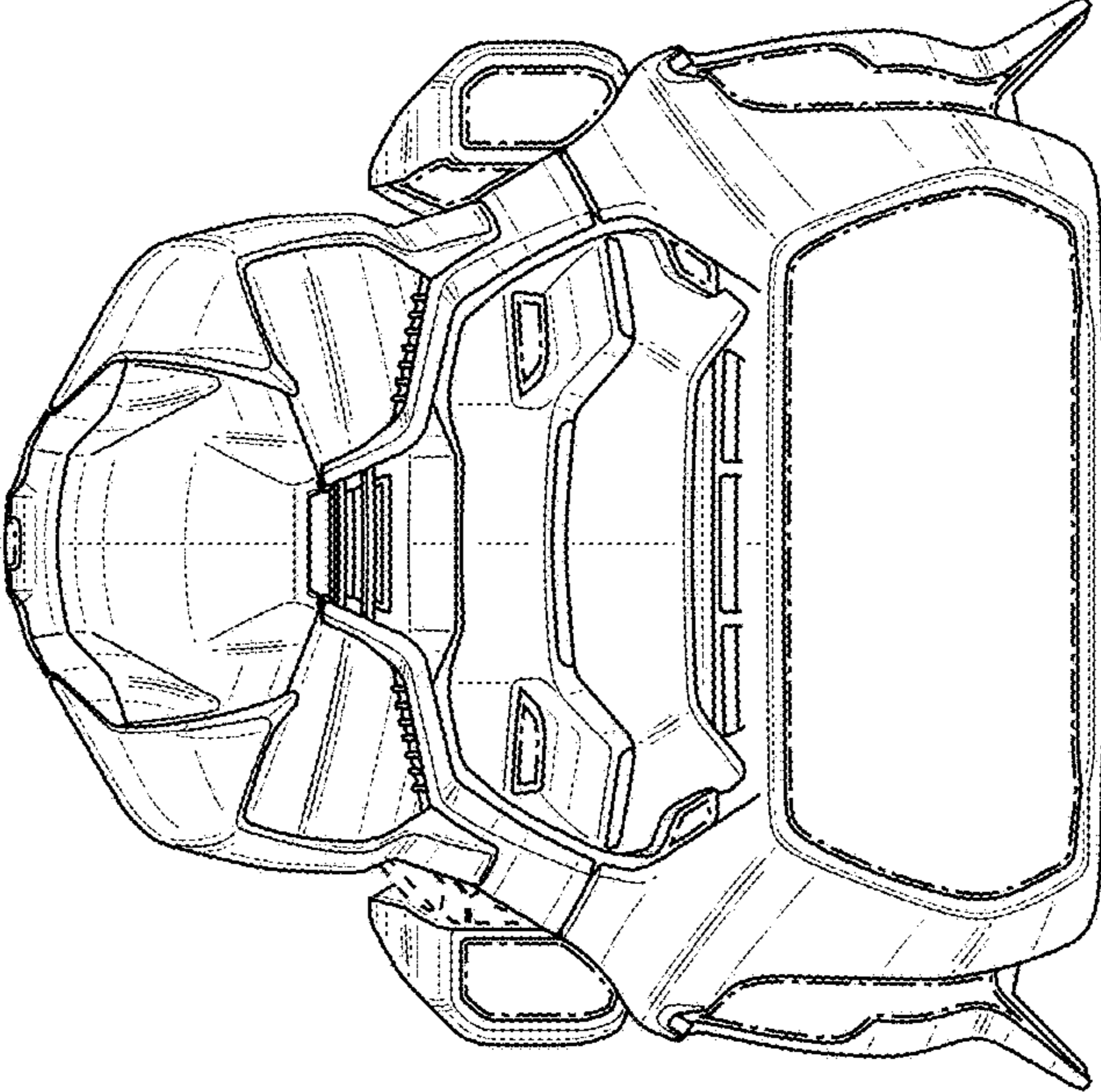


FIG. 2

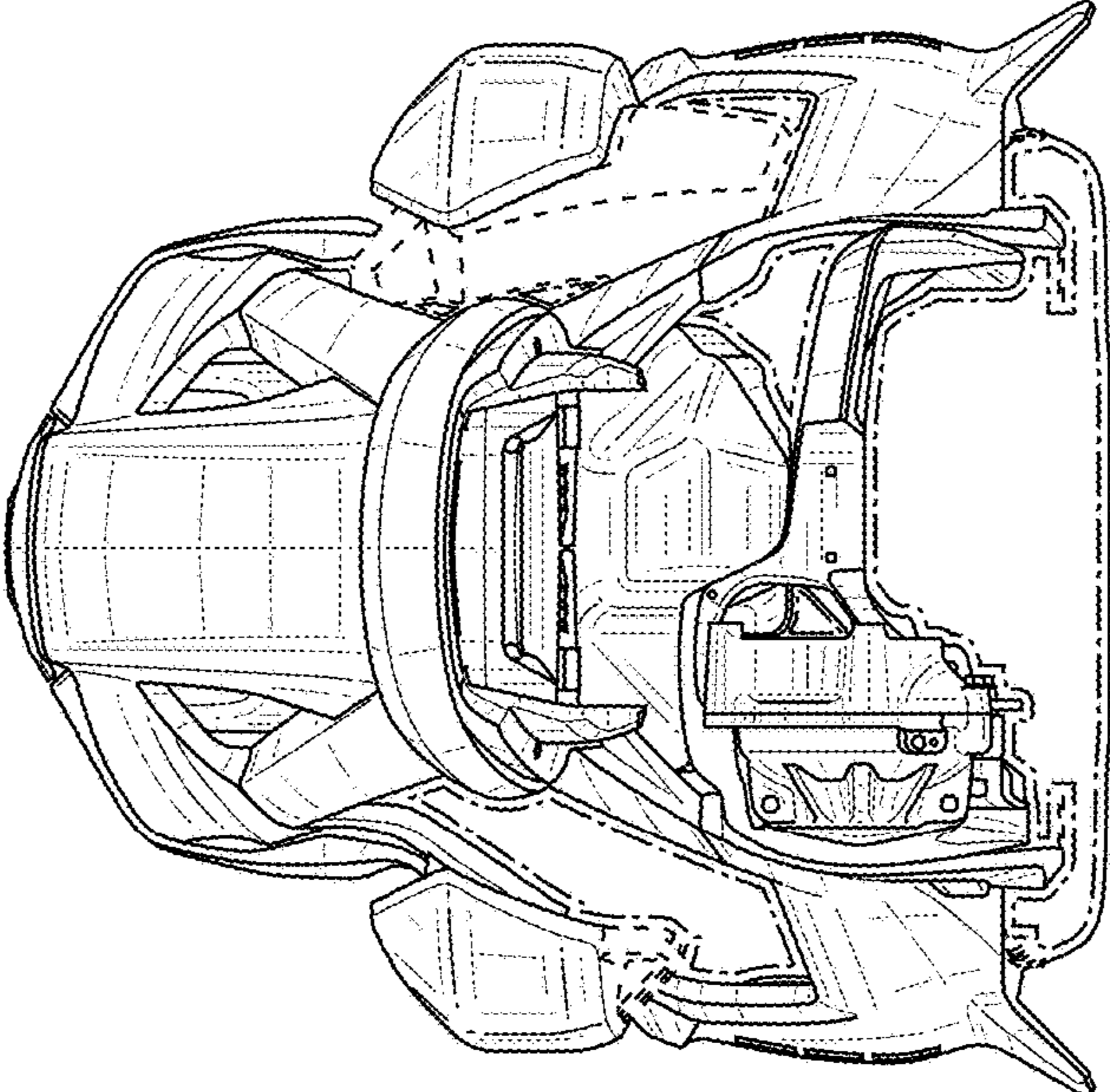


FIG. 3

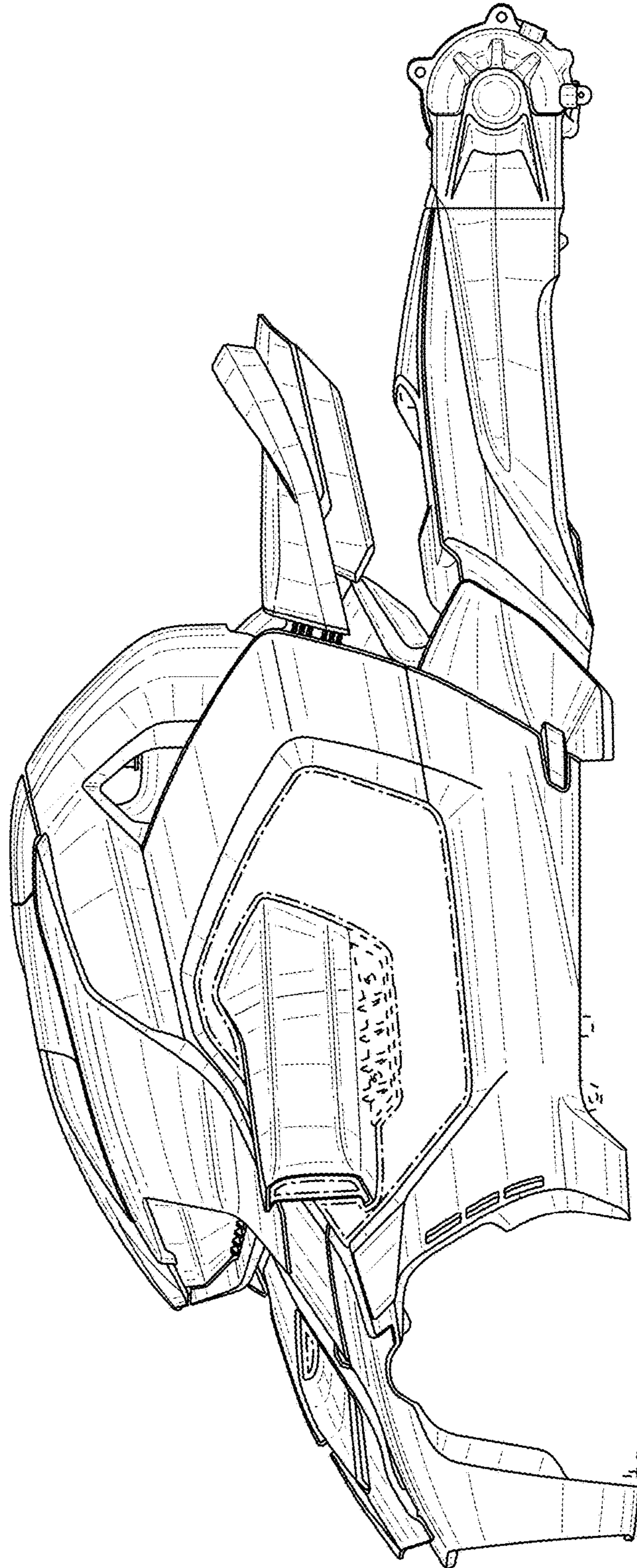


FIG. 4

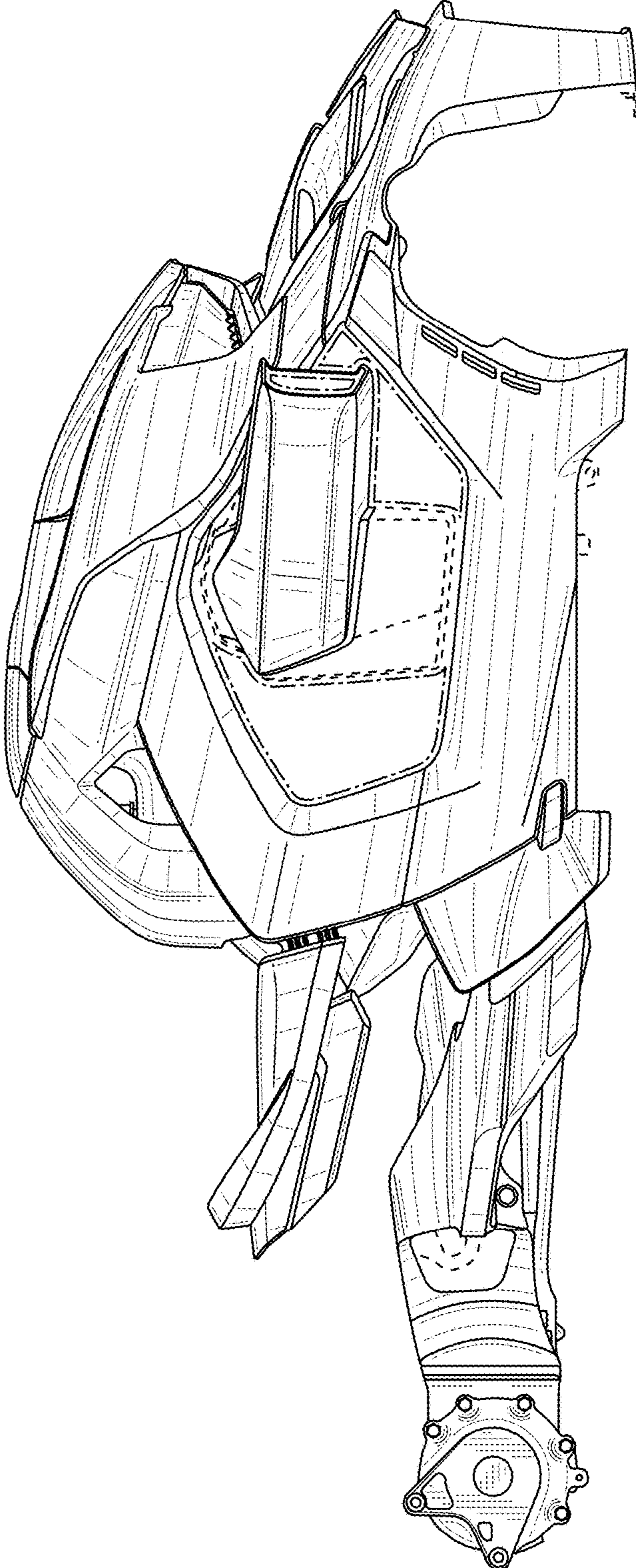


FIG. 5

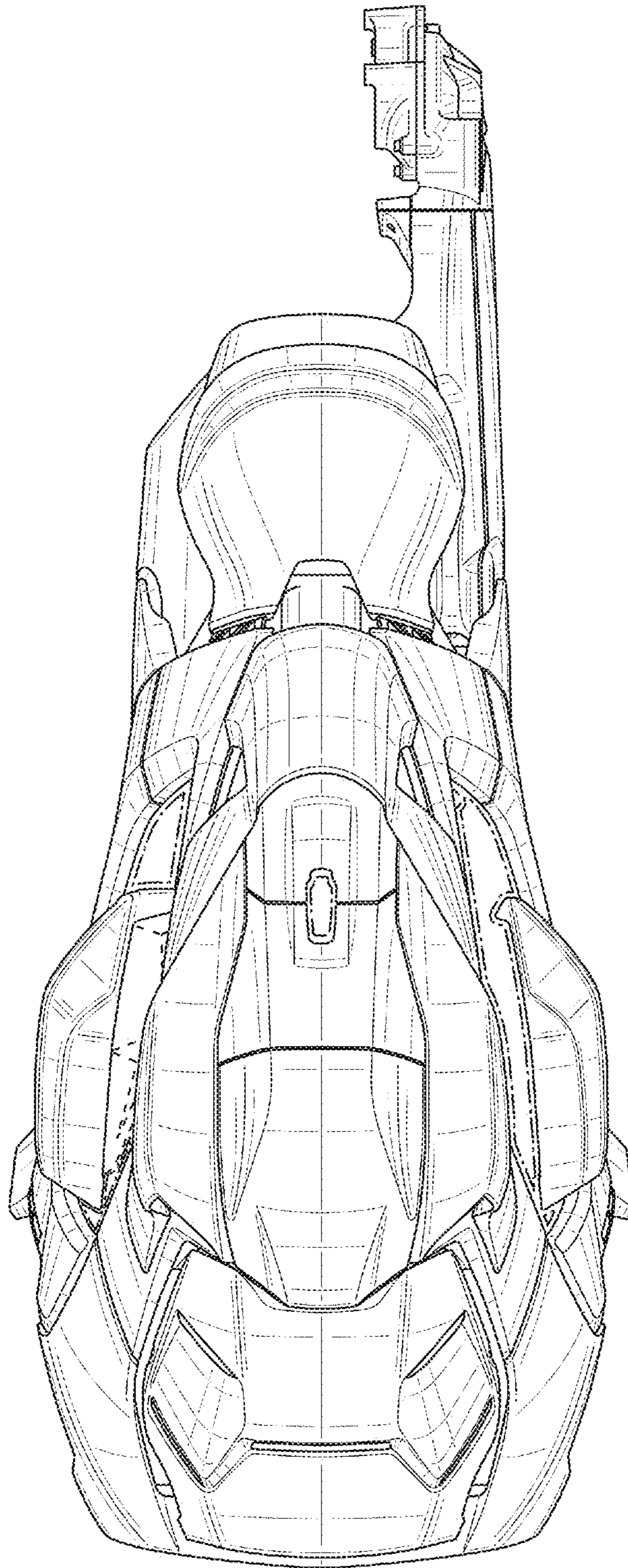


FIG. 6

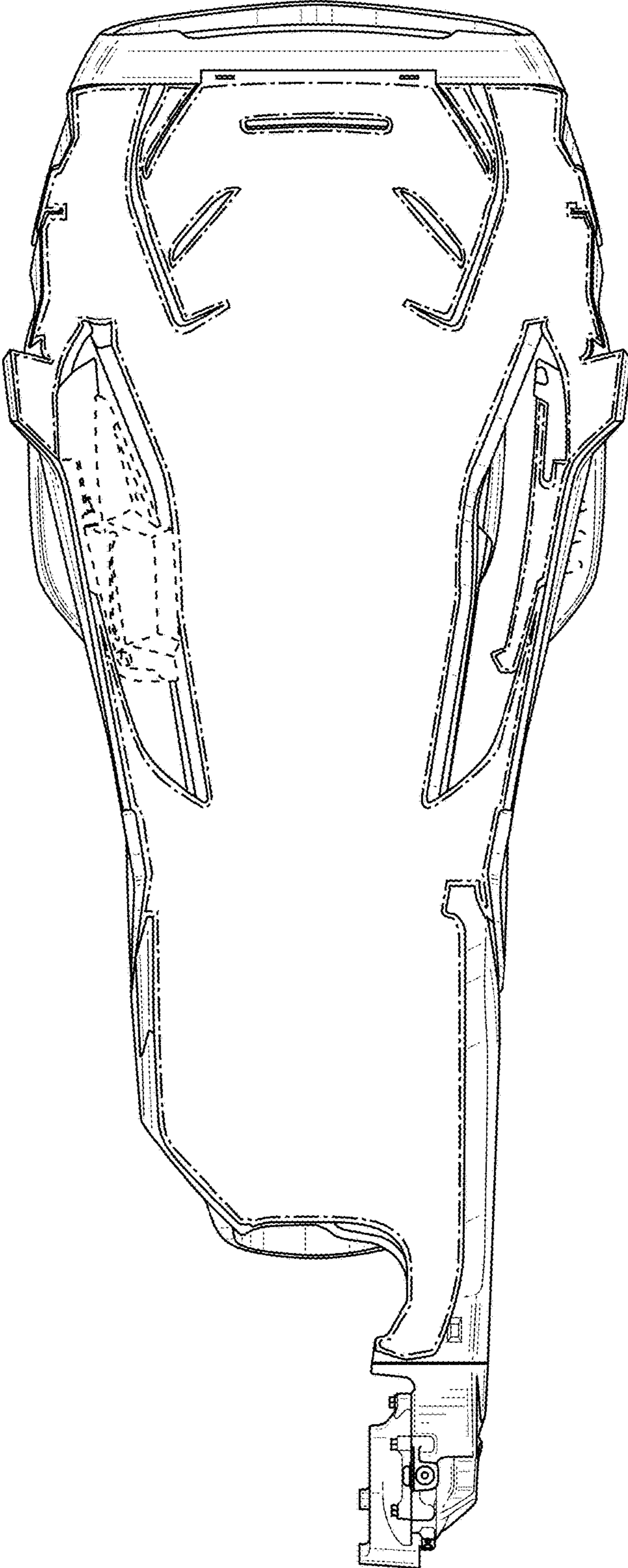


FIG. 7