



US00D867202S

(12) **United States Design Patent**
Inoko

(10) **Patent No.:** **US D867,202 S**

(45) **Date of Patent:** **** Nov. 19, 2019**

- (54) **ILLUMINATION ORNAMENT**
- (71) Applicant: **teamLab Inc.**, Kanda-Ogawa-machi,
Chiyoda-ku, Tokyo (JP)
- (72) Inventor: **Toshiyuki Inoko**, Tokyo (JP)
- (73) Assignee: **TEAMLAB INC.**, Tokyo (JP)
- (**) Term: **15 Years**
- (21) Appl. No.: **29/658,374**
- (22) Filed: **Jul. 31, 2018**
- (30) **Foreign Application Priority Data**
Feb. 2, 2018 (JP) 2018-002084
- (51) **LOC (12) Cl.** **11-05**
- (52) **U.S. Cl.**
USPC **D11/121**
- (58) **Field of Classification Search**
USPC D11/117, 121, 124, 125, 130, 131, 132,
D11/133, 157, 164; D26/1, 2, 4, 5, 6, 7,
D26/8, 24, 93, 94, 96; 428/7, 8, 9, 12;
362/806, 810
CPC A47G 33/00; A47G 33/08; A47G 33/0845;
A47G 2033/0827; B44C 5/04; B44C
5/0407; F21S 4/00; F21S 4/10; F21S
4/20; F21S 4/15; F21S 6/00; F21S 6/001;
F21S 6/002; F21S 6/003
See application file for complete search history.

- (56) **References Cited**
U.S. PATENT DOCUMENTS
D48,150 S * 11/1915 Brucker D11/121
D117,789 S * 11/1939 Kranz et al. D11/121
D118,683 S * 1/1940 Kranz et al. D11/121
D203,341 S * 12/1965 Burnbaum D11/121
5,075,830 A * 12/1991 Perez A63H 27/10
362/190

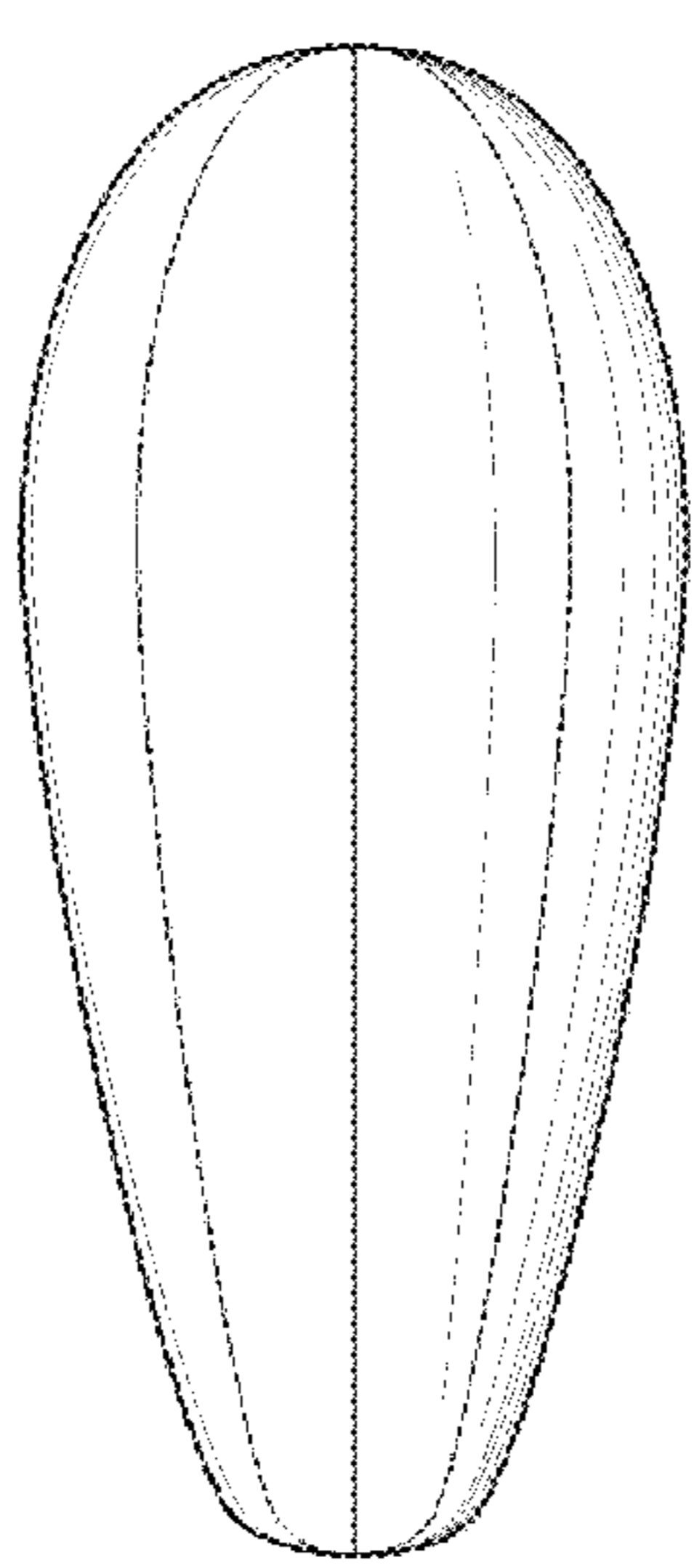
- 5,545,069 A * 8/1996 Glynn A23G 3/28
362/253
- D373,552 S * 9/1996 Lownsbury D11/121
- 5,645,343 A * 7/1997 Rinehimer F21S 8/065
362/235
- D462,032 S * 8/2002 Schmauz-Grimsel D11/121
- 6,474,843 B2 * 11/2002 Shieh B44C 5/00
362/227
- 7,118,249 B2 * 10/2006 Hsu F21V 21/08
362/249.06
- 7,306,360 B2 * 12/2007 Lin F21V 3/00
362/267
- D598,321 S * 8/2009 Rosenkotter D11/117
- D598,806 S * 8/2009 Rosenkotter D11/117
- D598,808 S * 8/2009 Rosenkotter D11/117
- D603,291 S * 11/2009 Wessling D11/117
- D616,289 S * 5/2010 Frankel D8/374
- D619,493 S * 7/2010 Chen D11/121
- 7,871,651 B2 * 1/2011 Sinichko A23G 1/505
220/4.01
- 7,914,360 B2 * 3/2011 Koonce, Jr. A63H 27/10
362/352
- D653,403 S * 1/2012 Hayward D30/108

Primary Examiner — Elizabeth J Oswecki
(74) *Attorney, Agent, or Firm* — Pyprus Pte Ltd

(57) **CLAIM**
The ornamental design for an illumination ornament, as shown and described.

DESCRIPTION
FIG. 1 is a front elevation view of an illumination ornament, showing my new design;
FIG. 2 is a back elevation view thereof;
FIG. 3 is a left side elevation view thereof;
FIG. 4 is a right side elevation view thereof;
FIG. 5 is a top plan view thereof;
FIG. 6 is a bottom plan view thereof; and,
FIG. 7 is a perspective view thereof.

1 Claim, 7 Drawing Sheets



(56)

References Cited

U.S. PATENT DOCUMENTS

8,297,778 B2 * 10/2012 Jeffrey A63H 27/10
362/186
D680,439 S * 4/2013 Reetz D9/643
D683,081 S * 5/2013 Schatz D30/111
D706,670 S * 6/2014 Cobos D11/121
D737,136 S * 8/2015 Lam D9/643
D737,540 S * 8/2015 Borella D99/37
D739,299 S * 9/2015 Tao D11/158
9,194,564 B2 * 11/2015 Liu F21V 17/04
D789,241 S * 6/2017 Cao D11/121
D804,250 S * 12/2017 Mann D7/515
D814,542 S * 4/2018 Iijima D15/199
D825,530 S * 8/2018 Chyzhov D14/216
D844,743 S * 4/2019 Marchione D22/136
D849,844 S * 5/2019 Charbonneau D21/398
2006/0039138 A1 * 2/2006 Oxborrow A63H 27/10
362/189
2006/0104070 A1 * 5/2006 Carito A63H 27/10
362/398

* cited by examiner

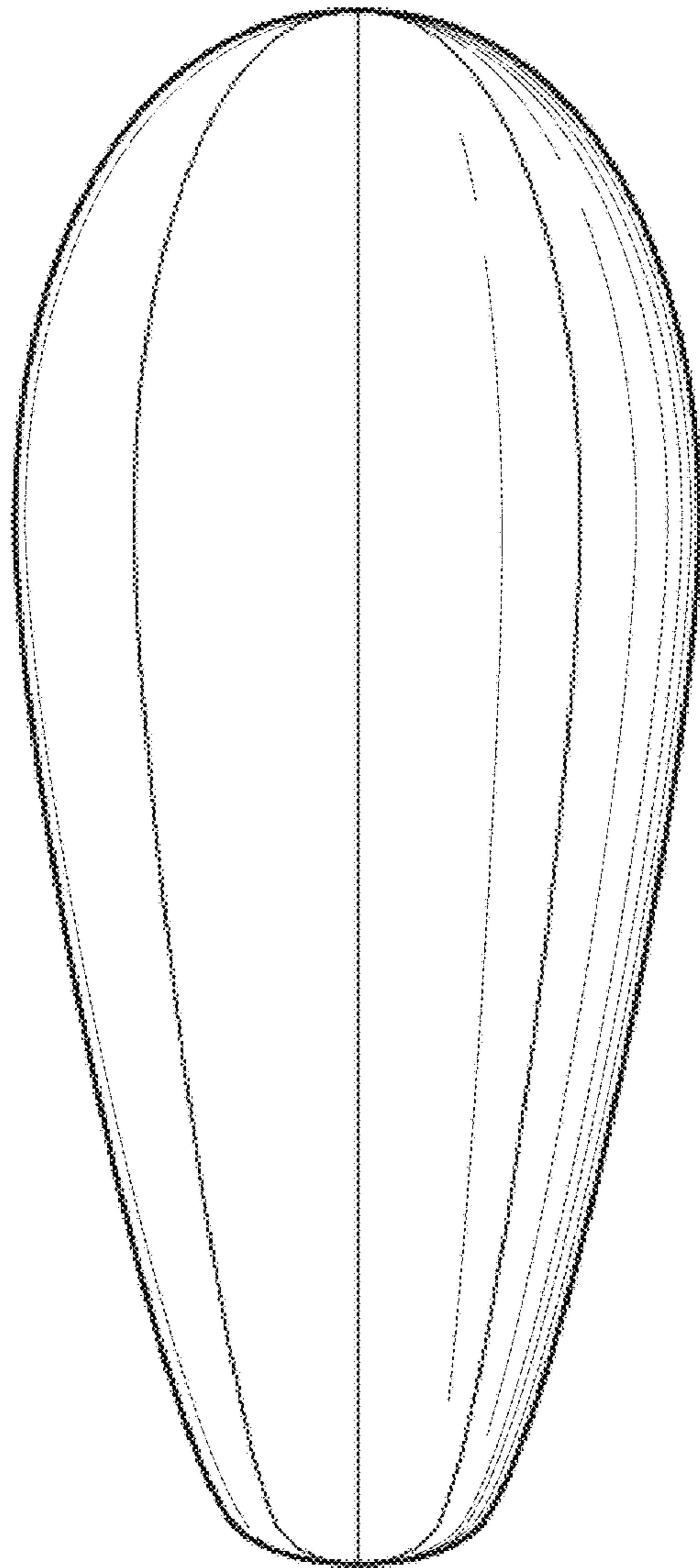


FIG. 1

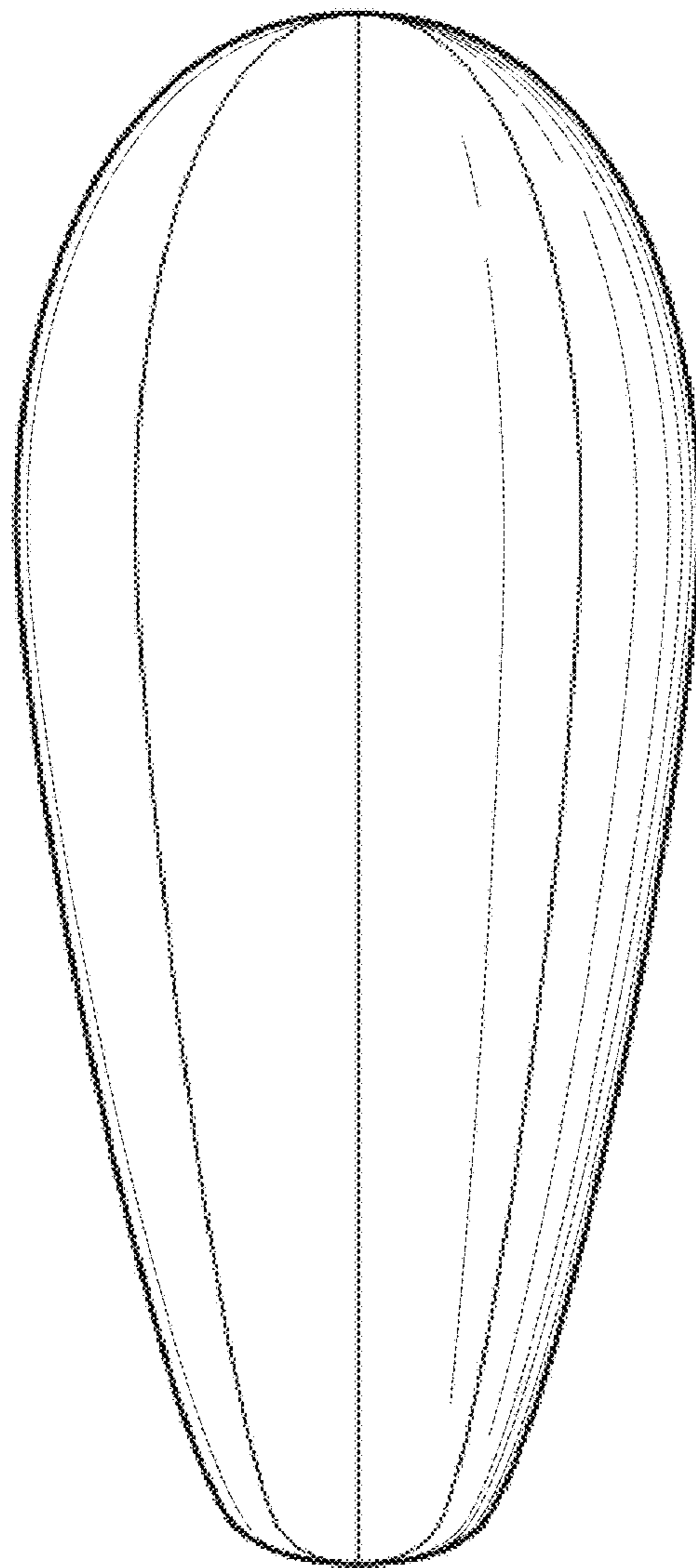


FIG. 2

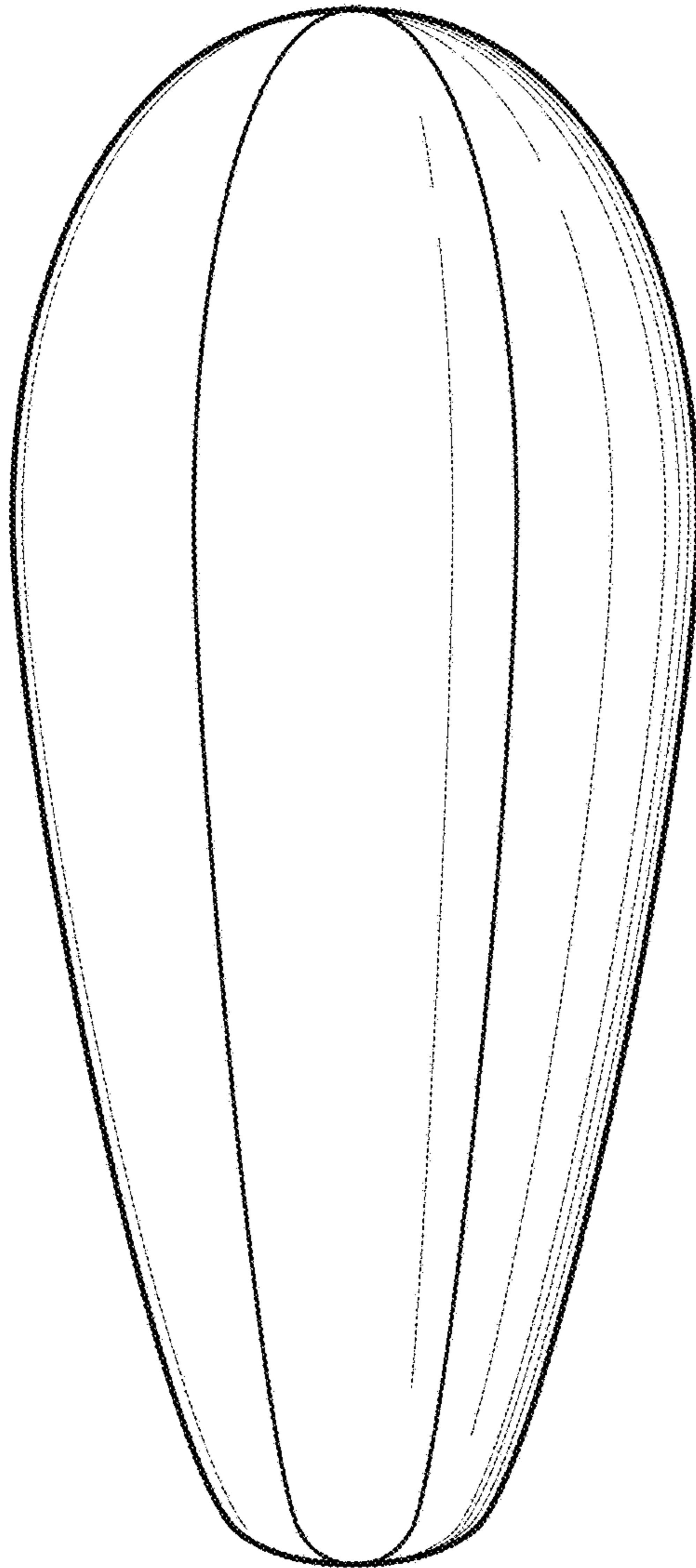


FIG. 3

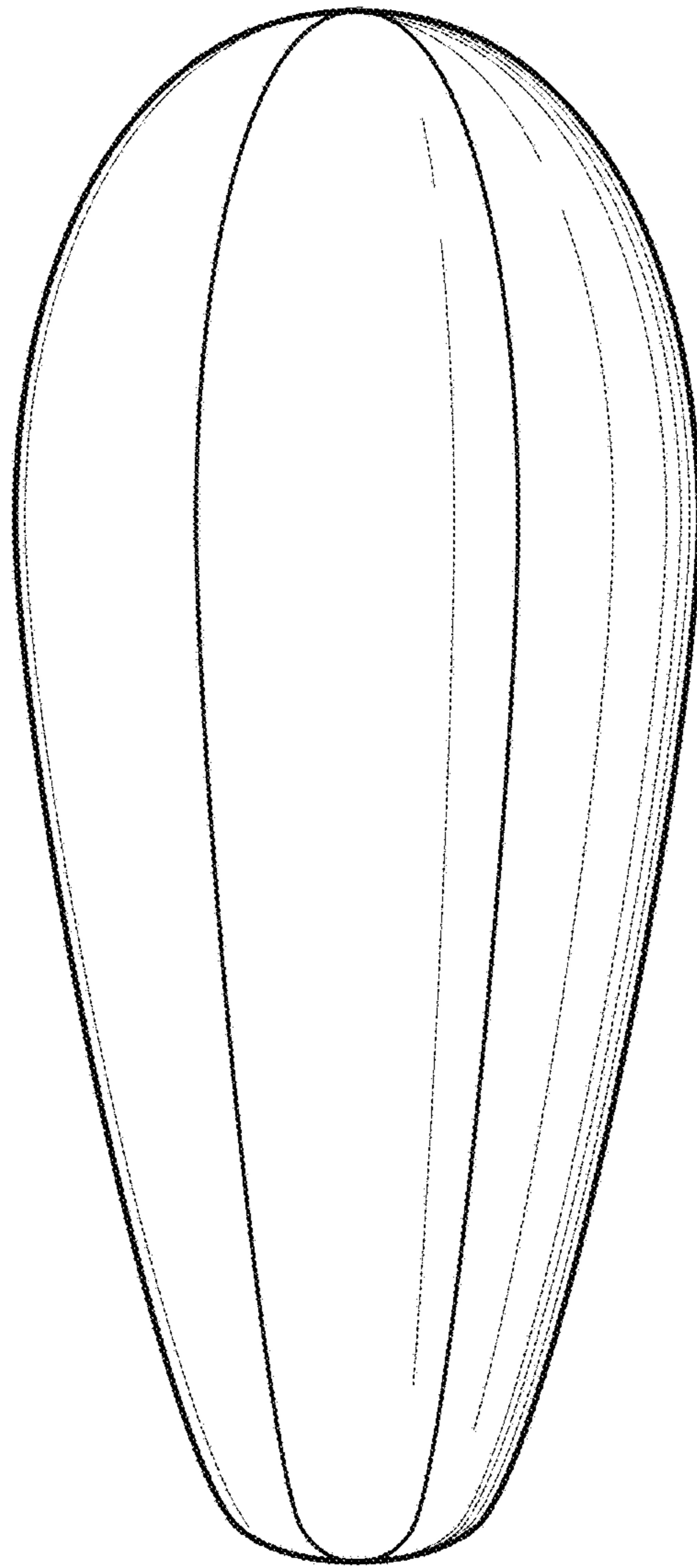


FIG. 4

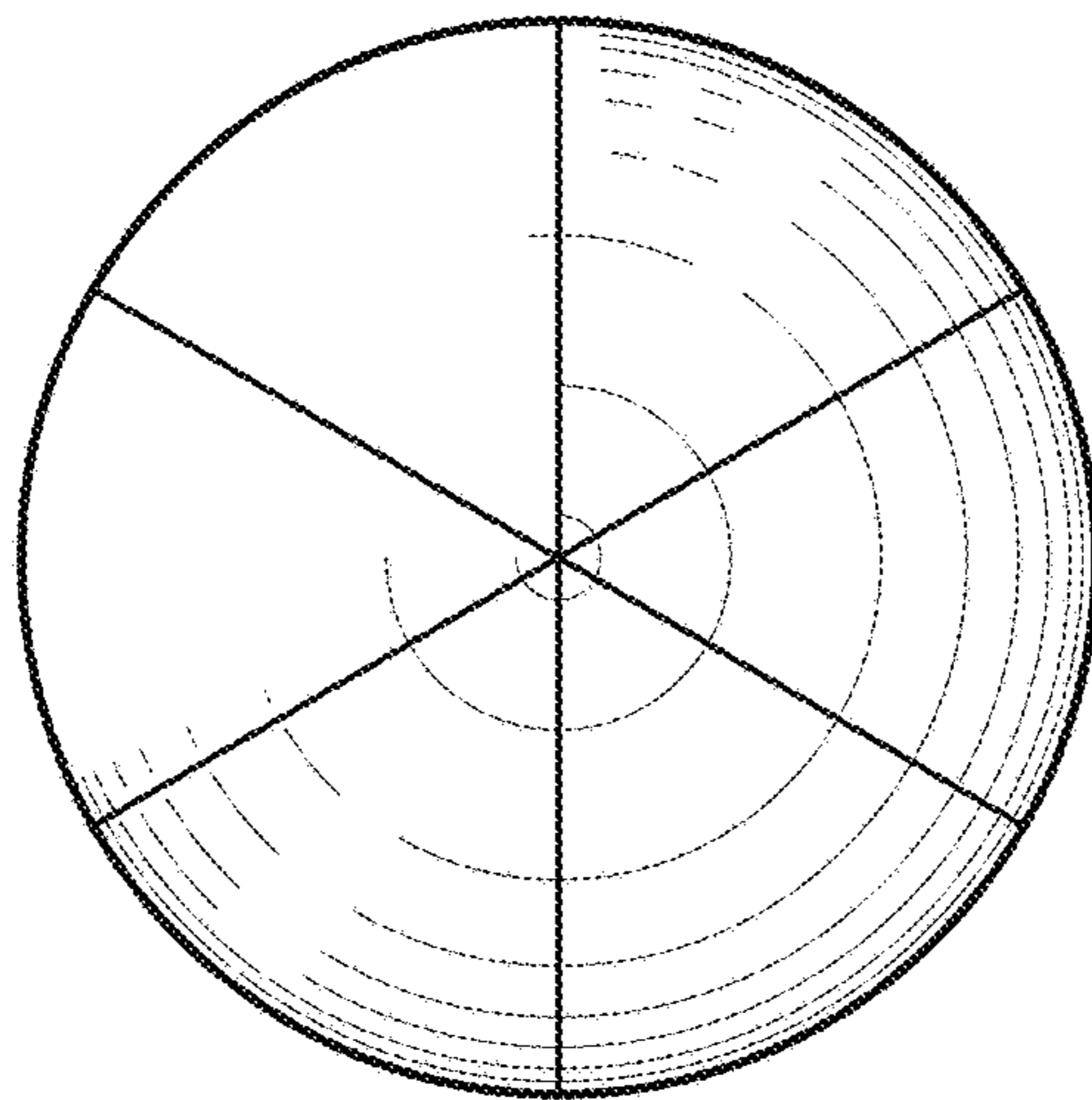


FIG. 5

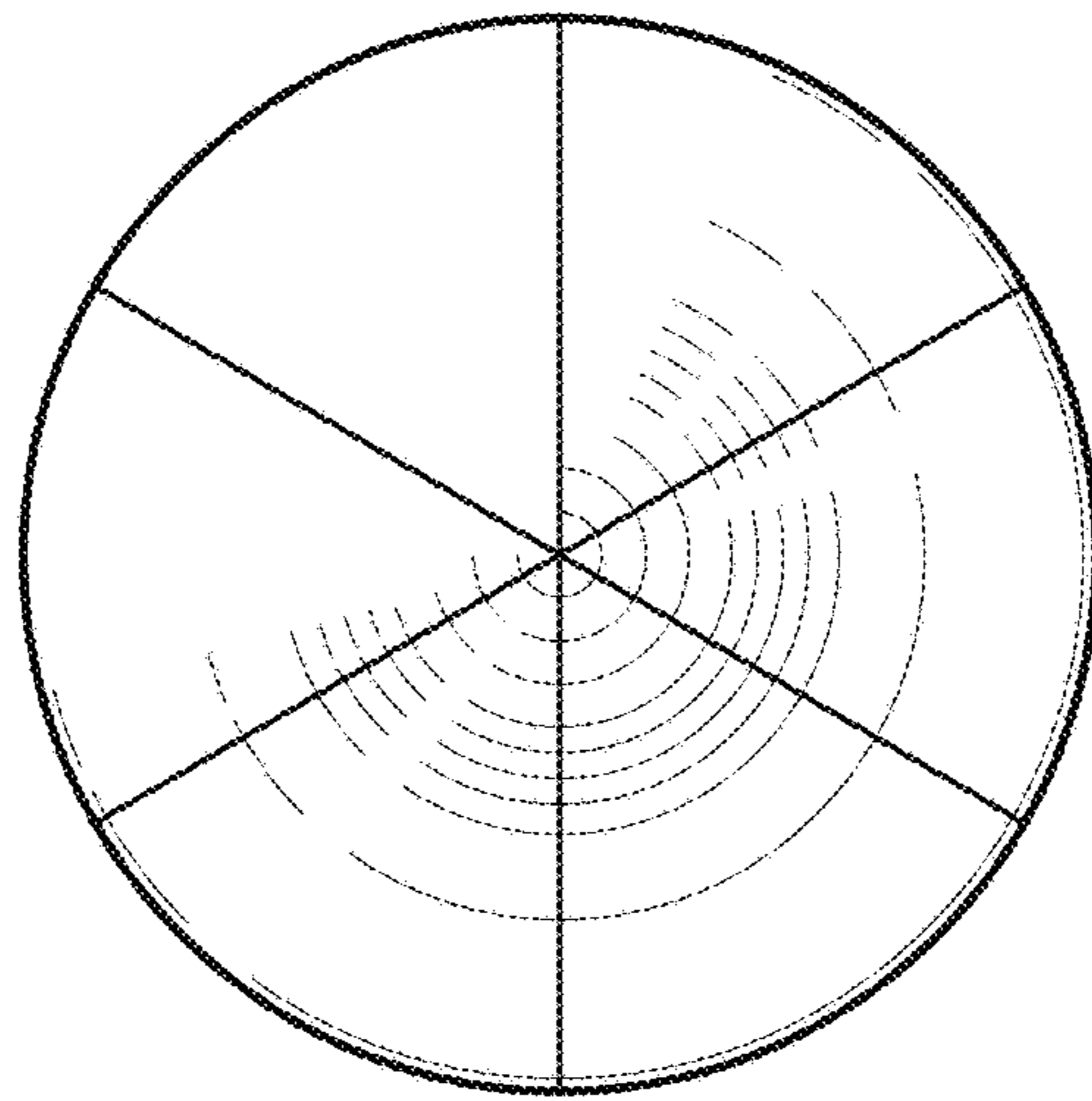


FIG. 6

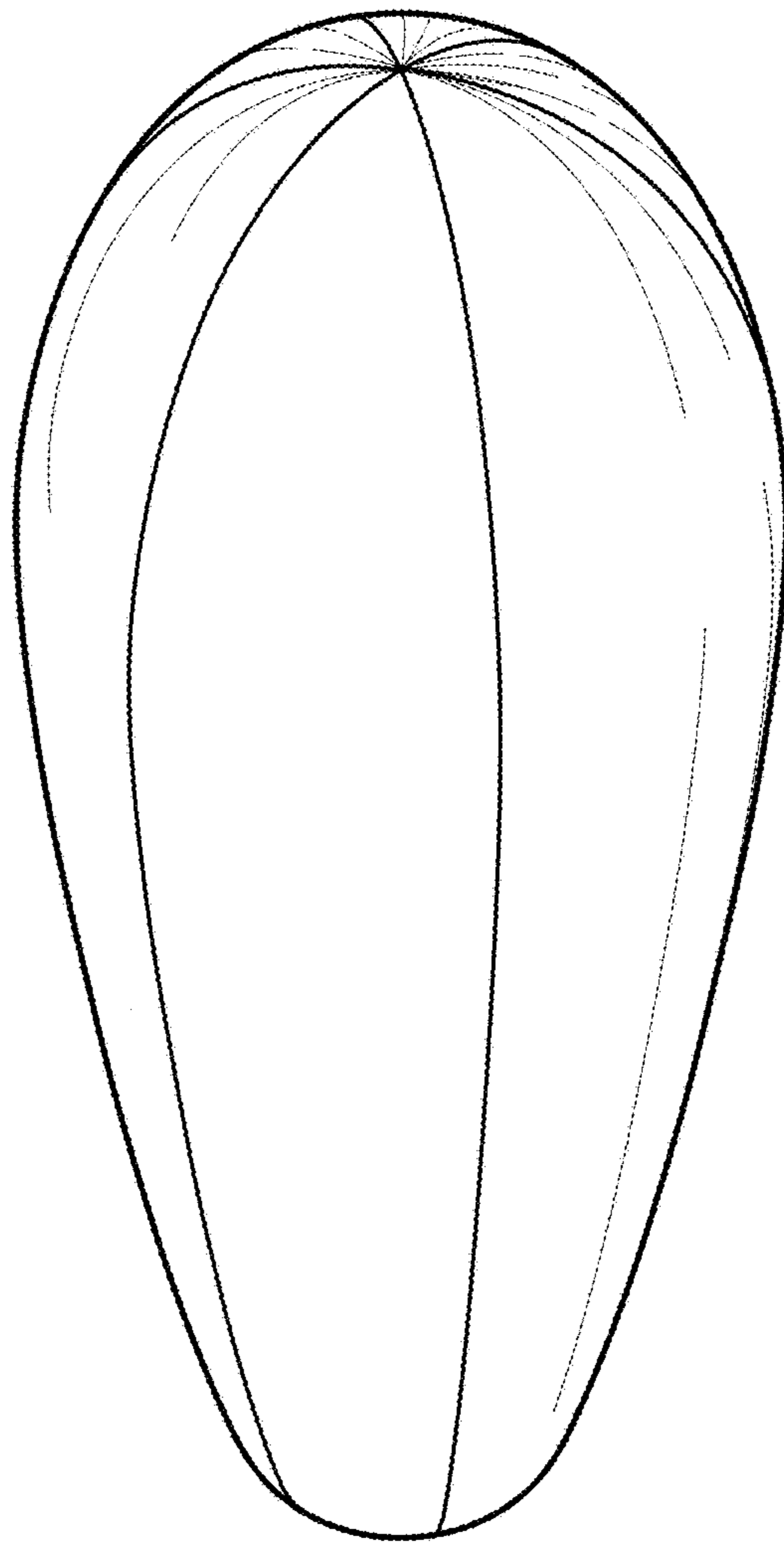


FIG. 7