



US00D867197S

(12) **United States Design Patent**  
**Liberman et al.**

(10) **Patent No.:** **US D867,197 S**

(45) **Date of Patent:** **\*\* Nov. 19, 2019**

(54) **NECKLACE**

(71) Applicant: **Kinekt Design LLC**, Livingston, NJ (US)

(72) Inventors: **Glen Liberman**, Short Hills, NJ (US);  
**Lulu Mills**, Berlin (DE)

(73) Assignee: **Kinekt Design**, Livingston, NJ (US)

(\*\*) Term: **15 Years**

(21) Appl. No.: **29/613,220**

(22) Filed: **Aug. 8, 2017**

(51) **LOC (12) Cl.** ..... **11-01**

(52) **U.S. Cl.**  
USPC ..... **D11/3**

(58) **Field of Classification Search**  
USPC .... D11/1-25, 40, 41, 43-46, 48, 69, 77, 78,  
D11/79, 80, 81, 84, 86, 87, 93, 95, 97,  
D11/98, 201, 203, 208, 209, 211, 218,  
D11/219

CPC ..... A44C 1/00; A44C 15/005; A44C 15/0055;  
A44C 25/00; A44C 25/001; A44C 25/007

See application file for complete search history.

(56) **References Cited**

U.S. PATENT DOCUMENTS

1,270,207 A \* 6/1918 Preston ..... A45F 5/00  
224/220  
D527,299 S \* 8/2006 Burich ..... D11/3  
D566,603 S \* 4/2008 Bulgari ..... D11/7  
D644,139 S \* 8/2011 Kalbach ..... D11/3

8,295,533 B1 \* 10/2012 Schachtman ..... A45F 5/00  
224/257  
D680,895 S \* 4/2013 Akana ..... D11/3  
D694,478 S \* 11/2013 Ali ..... D30/153  
D770,170 S \* 11/2016 Akana ..... D11/3  
D811,923 S \* 3/2018 Bryant ..... D11/3  
2002/0005418 A1 \* 1/2002 Levesque ..... A45F 3/04  
224/148.7  
2006/0113345 A1 \* 6/2006 Zoullas ..... A45F 5/00  
224/600  
2010/0206925 A1 \* 8/2010 Fielding, Jr. .... A45F 5/00  
224/257

\* cited by examiner

*Primary Examiner* — Kevin K Rudzinski

*Assistant Examiner* — Richard Kearney

(57) **CLAIM**

The ornamental design for a necklace, as shows and described.

**DESCRIPTION**

FIG. 1 is a perspective view of the necklace of the present design;

FIG. 2 is a front view of the necklace shown in FIG. 1;

FIG. 3 is a rear view of the necklace shown in FIG. 1;

FIG. 4 is a right side view of the necklace of FIG. 1;

FIG. 5 is a left side view of the necklace of FIG. 1;

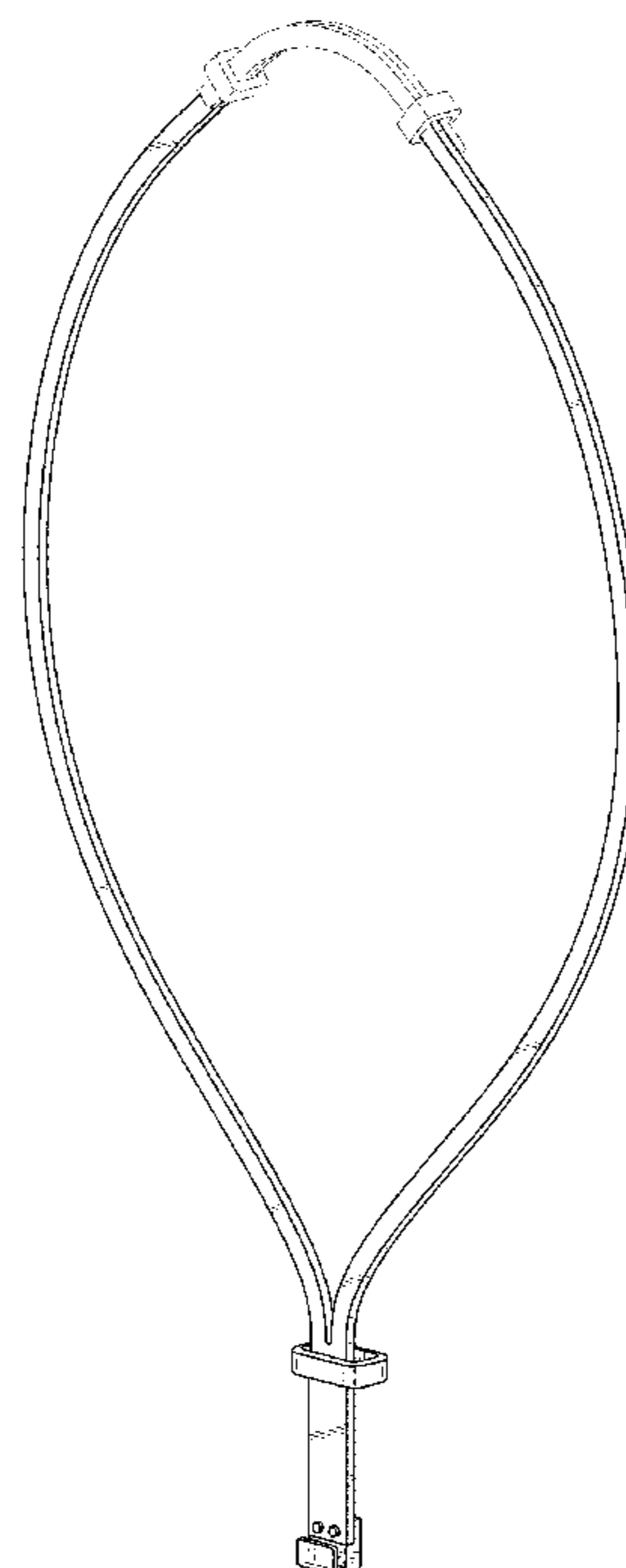
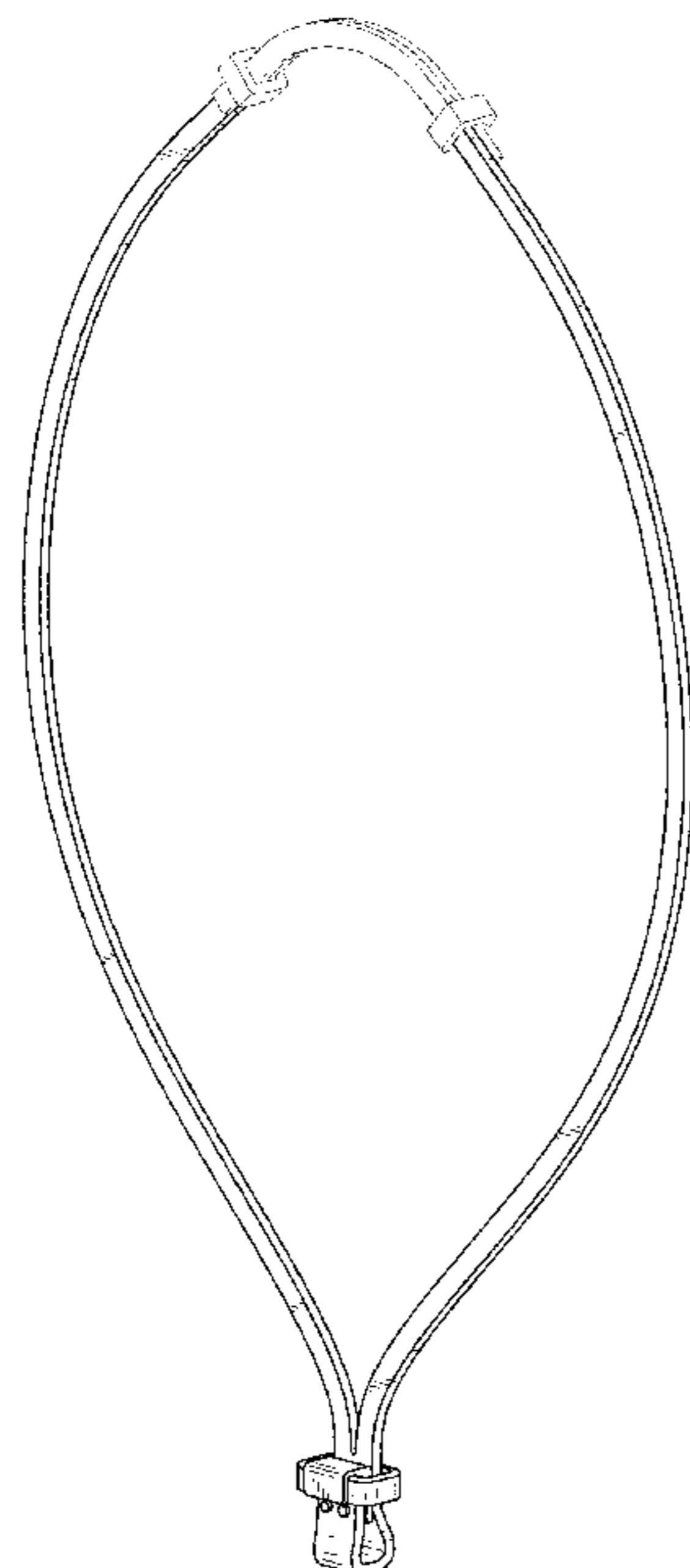
FIG. 6 is a top view of the necklace of FIG. 1;

FIG. 7 is a bottom view of the necklace in FIG. 1; and,

FIG. 8 is a perspective view of the necklace of FIG. 1 with the pendant open.

The broken lines depict environment and form no part of the claimed design.

**1 Claim, 6 Drawing Sheets**



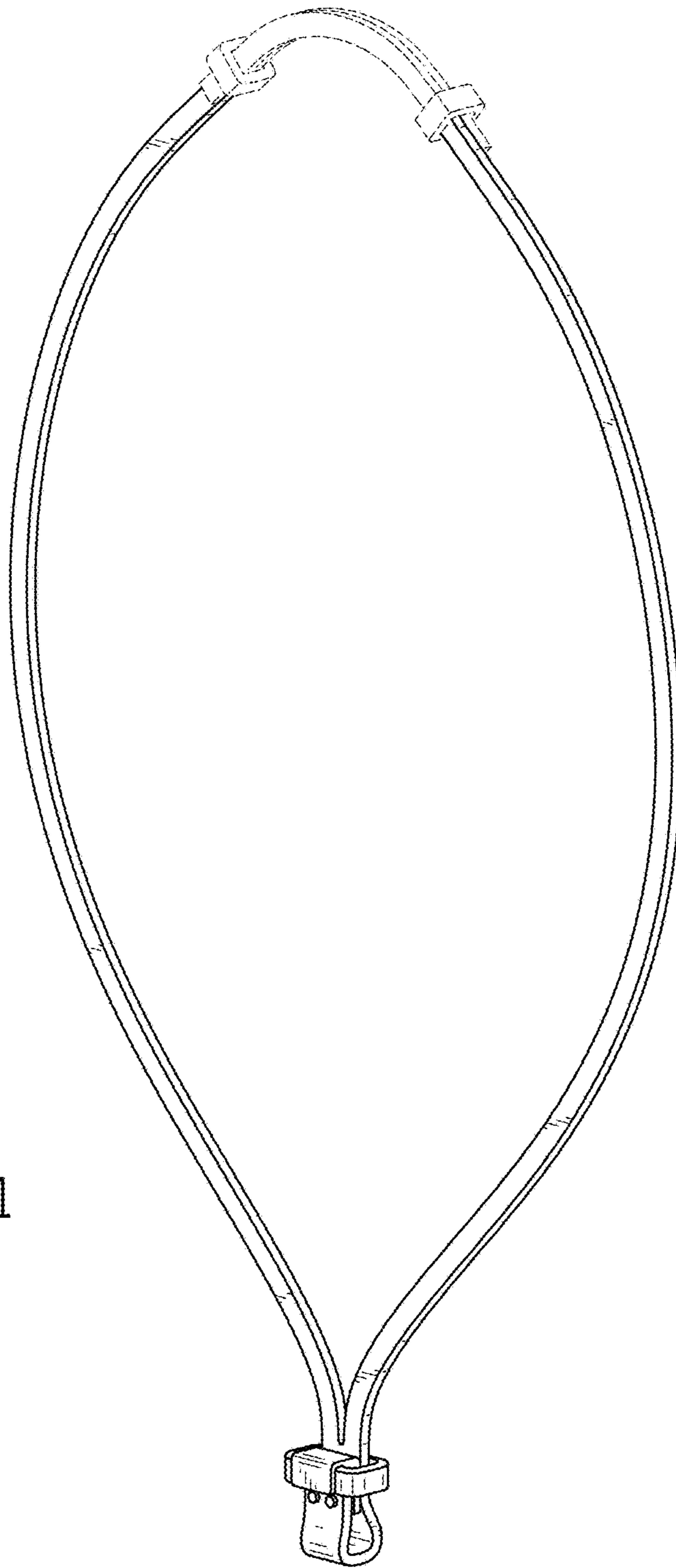


FIG. 1

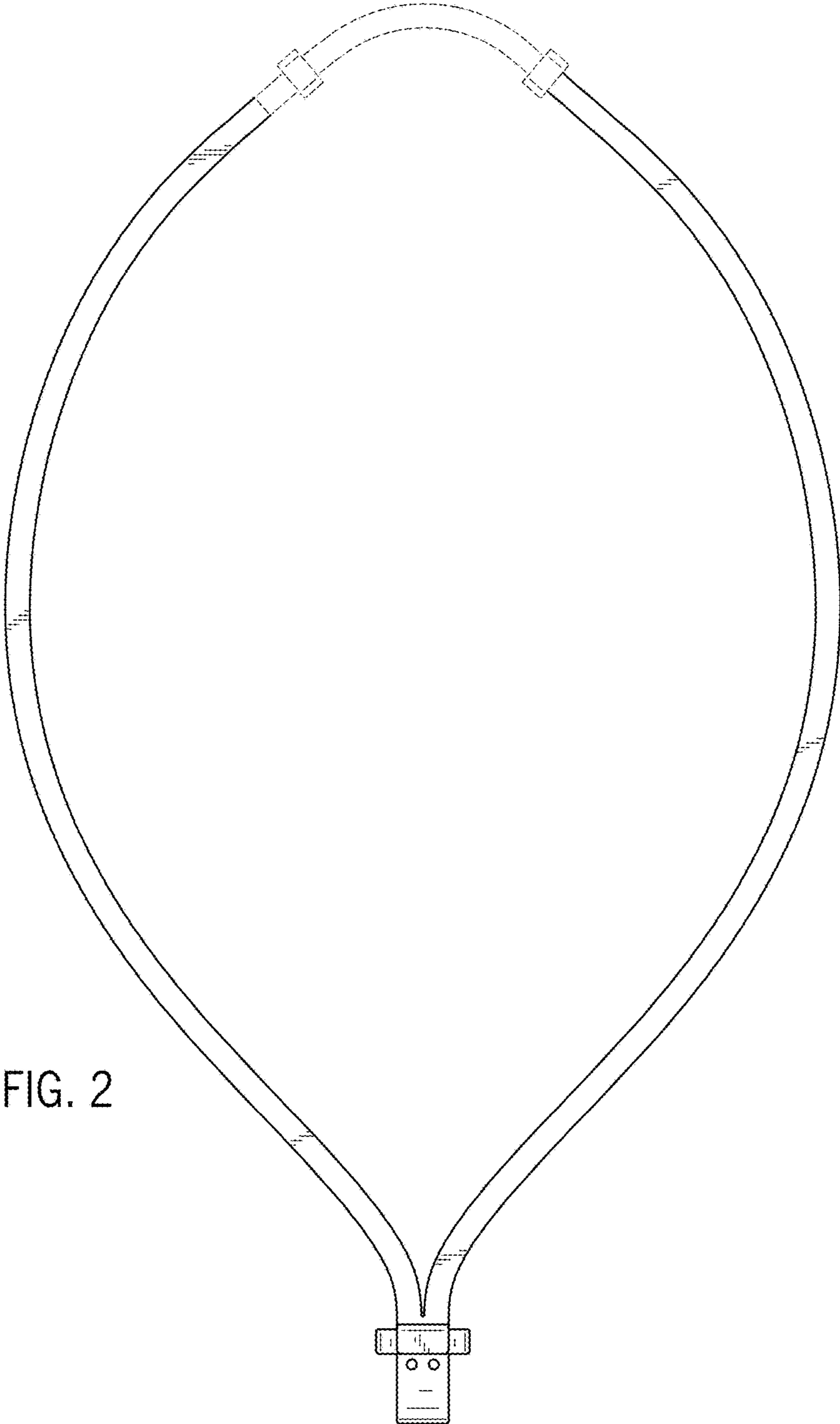


FIG. 2

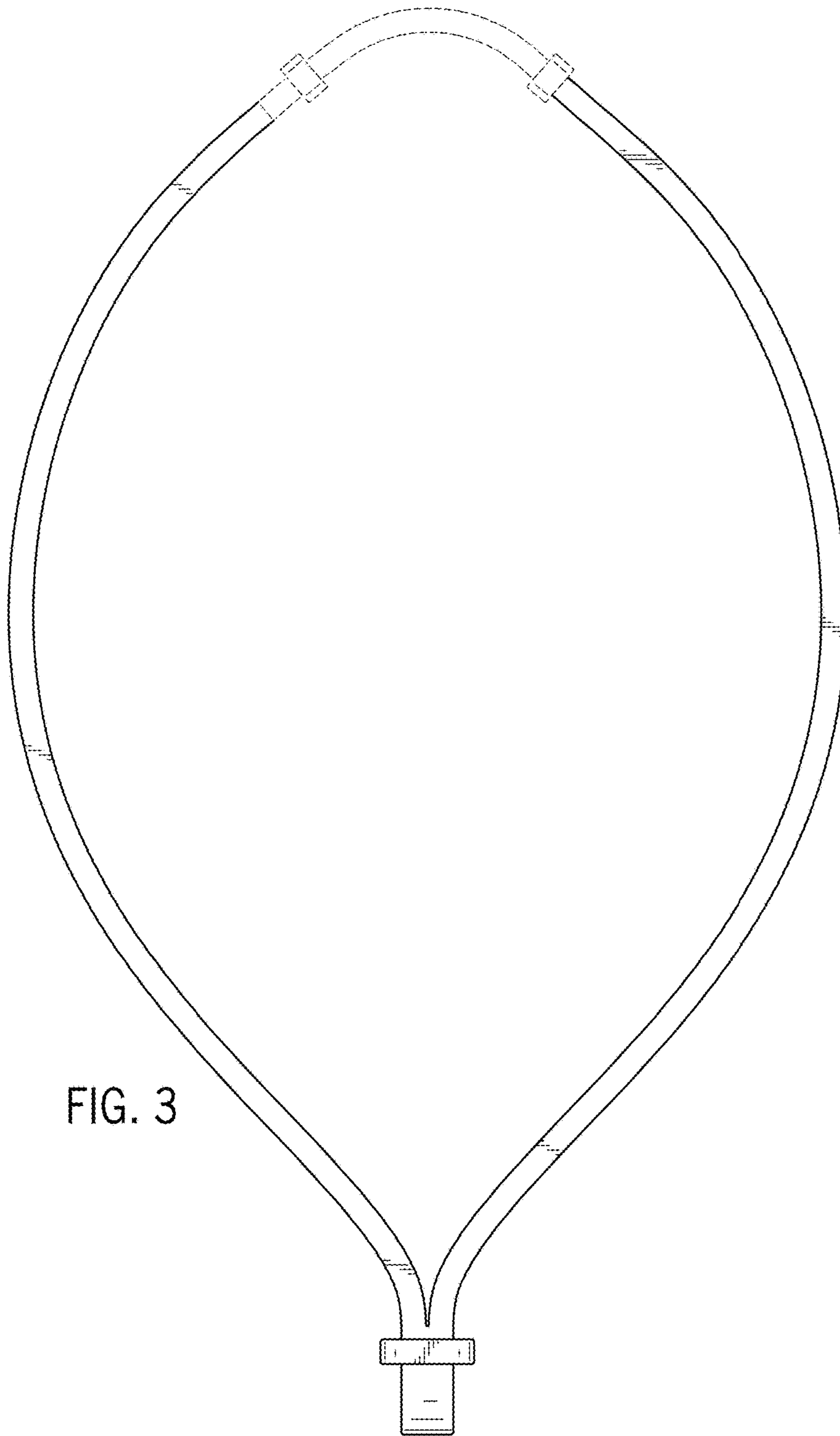


FIG. 3

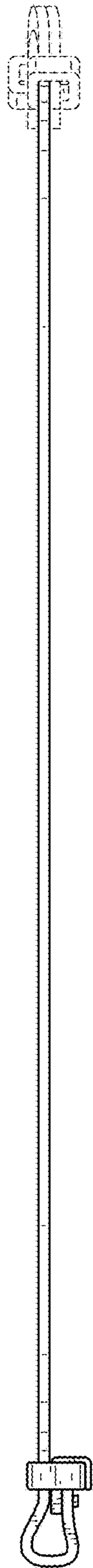


FIG. 4




FIG. 5




FIG. 6

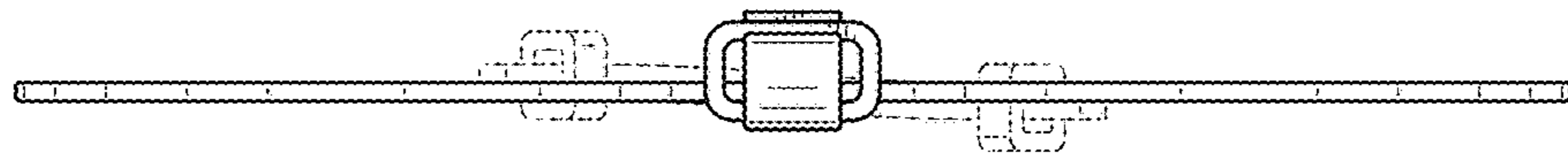


FIG. 7




FIG. 8