



US00D867190S

(12) **United States Design Patent** (10) **Patent No.:** **US D867,190 S**
Kitada (45) **Date of Patent:** **** Nov. 19, 2019**

(54) **METER PANEL**

(71) Applicant: **mitsubishi JIDOSHA KOGYO KABUSHIKI KAISHA**, Tokyo (JP)

(72) Inventor: **Yukari Kitada**, Tokyo (JP)

(73) Assignee: **mitsubishi JIDOSHA KOGYO KABUSHIKI KAISHA**, Tokyo (JP)

(**) Term: **15 Years**

(21) Appl. No.: **29/657,293**

(22) Filed: **Jul. 20, 2018**

(30) **Foreign Application Priority Data**

Jan. 22, 2018 (JP) 2018-001093

(51) **LOC (12) Cl.** **10-04**

(52) **U.S. Cl.**
USPC **D10/103**

(58) **Field of Classification Search**

USPC D10/22, 30, 39, 65, 68, 74, 102, 103,
D10/122, 123, 124, 125, 126, 128

CPC G01B 3/00; G01B 3/002; G01B 3/004;
G01B 3/006; G01B 3/008; G01D 13/02;
G01D 13/04; G01D 13/06; G01D 13/08;
G01D 13/10; G01D 13/12; G01D 13/14;
G01D 13/16; G01D 13/18; G01D 13/20;
G01R 1/08; G04B 19/10; G04B 19/103;
G04B 19/106

See application file for complete search history.

(56) **References Cited**

U.S. PATENT DOCUMENTS

7,770,301 B1* 8/2010 Grandberry G01B 3/004
33/494
9,897,476 B1* 2/2018 Bauer G01B 3/004

* cited by examiner

Primary Examiner — Antoine Duval Davis

(74) *Attorney, Agent, or Firm* — Birch, Stewart, Kolasch & Birch, LLP

(57) **CLAIM**

The ornamental design for a meter panel, as shown and described.

DESCRIPTION

FIG. 1 is a front view of a meter panel showing my new design;

FIG. 2 is a right side view thereof;

FIG. 3 is a top plan view thereof; and,

FIG. 4 is a partial enlarged view of FIG. 1.

The broken lines indicate the unclaimed portions of the meter panel and form no part of the claimed design. The dot-dashed line means a boundary between the claimed portion and the non-claimed portion.

1 Claim, 3 Drawing Sheets

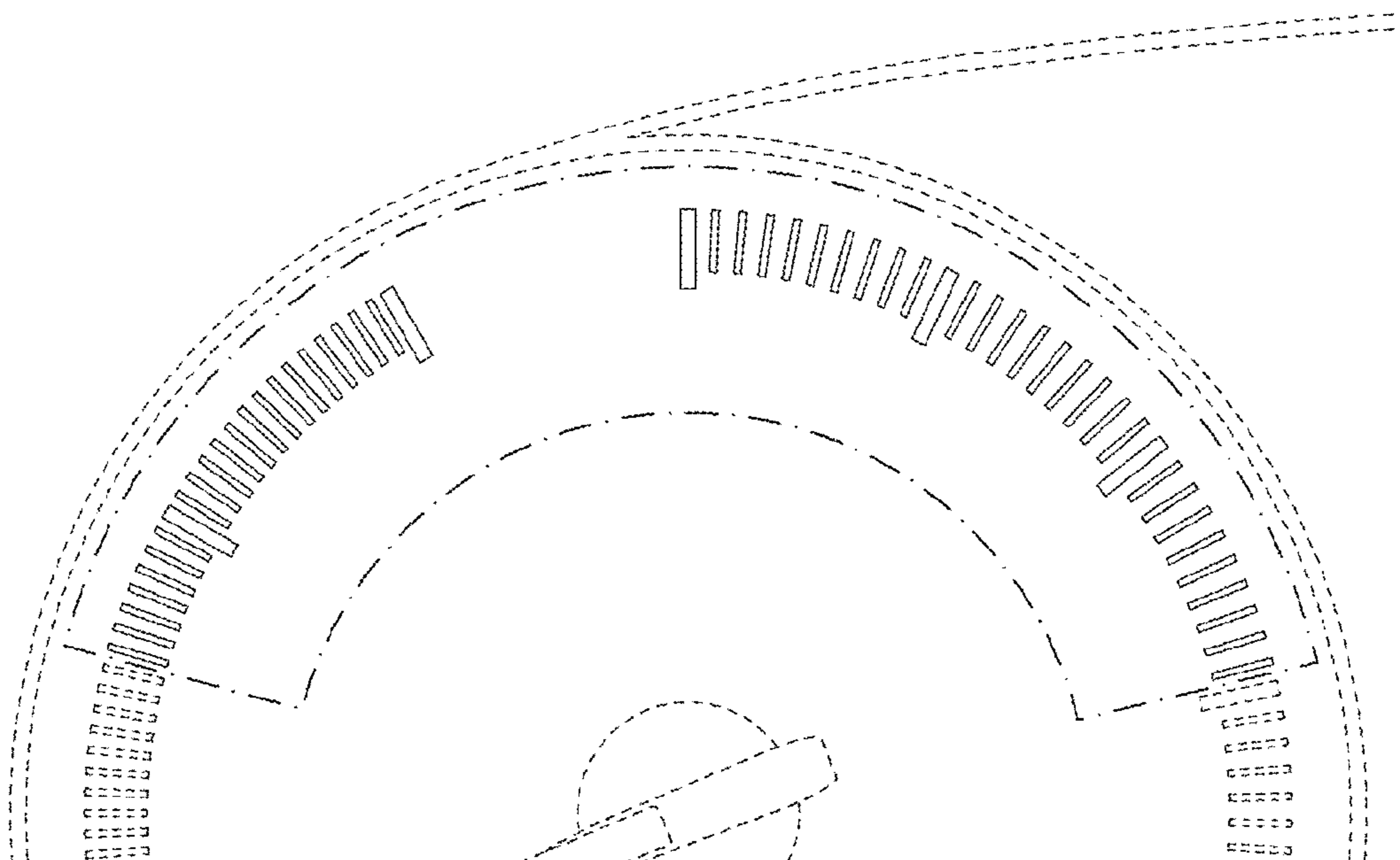


FIG. 1

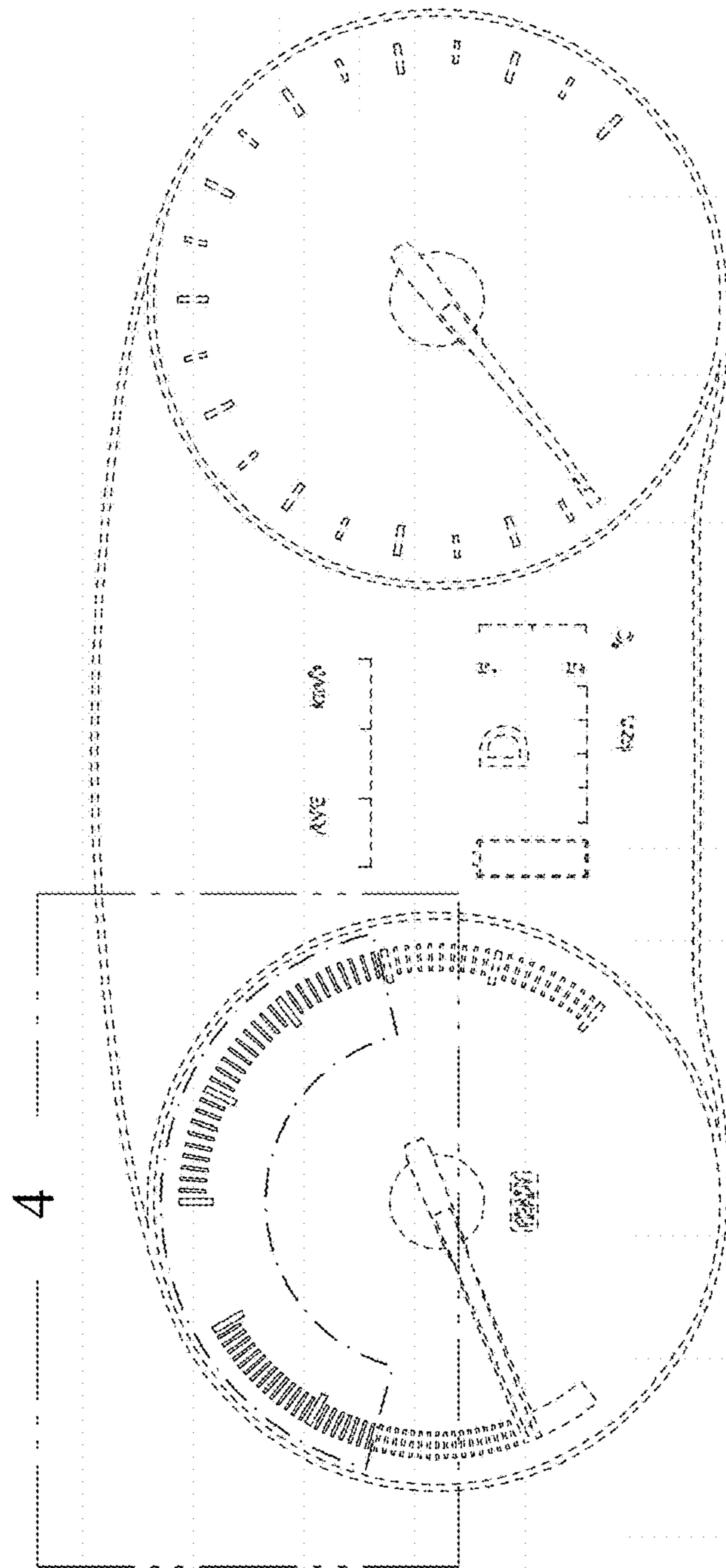


FIG. 2




FIG. 3




FIG. 4

