



US00D867175S

(12) **United States Design Patent**
Tucker

(10) **Patent No.:** **US D867,175 S**
(45) **Date of Patent:** **** Nov. 19, 2019**

- (54) **QUILT TRIMMER TEMPATE**
- (71) Applicant: **Deborah Tucker**, Efland, NC (US)
- (72) Inventor: **Deborah Tucker**, Efland, NC (US)
- (**) Term: **15 Years**
- (21) Appl. No.: **29/660,571**
- (22) Filed: **Aug. 21, 2018**
- (51) **LOC (12) Cl.** **10-04**
- (52) **U.S. Cl.**
USPC **D10/64**
- (58) **Field of Classification Search**
USPC D10/64
CPC D05C 7/02; D05C 11/10; D05C 13/00;
B43L 13/20; B43L 13/201; B43L 13/203;
B43L 13/205; B43L 13/206; B43L
13/208; B43L 7/005; B43L 7/027; G01B
3/14; B25H 7/02; D05B 97/12
See application file for complete search history.

- 7,185,441 B2 * 3/2007 Lockyer B26B 29/06
33/562
- D577,617 S * 9/2008 Tucker D10/64
- D608,668 S * 1/2010 Tucker D10/64
- D640,941 S * 7/2011 Tucker D10/64

* cited by examiner

Primary Examiner — Antoine Duval Davis

(57) **CLAIM**

The ornamental design for a quilt trimmer template, as shown and described.

DESCRIPTION

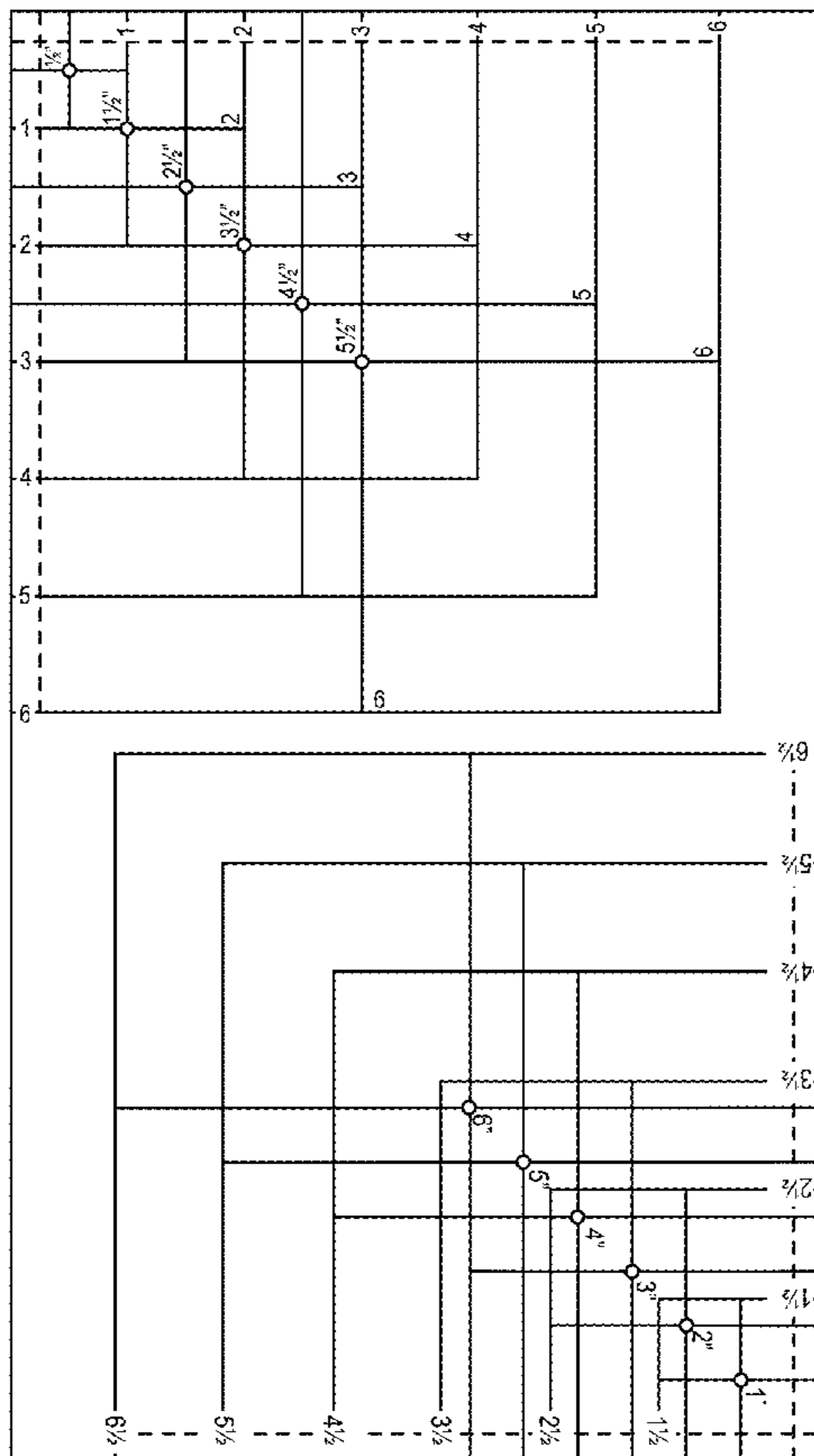
FIG. 1 is a top view of my quilt trimmer template showing my new design;
 FIG. 2 is a right side view of my quilt trimmer template, with the left side view being an identical view;
 FIG. 3 is an upper side view of my quilt trimmer template, with the bottom side view being an identical view; and,
 FIG. 4 is a bottom view of my quilt trimmer template, with the bottom view being a mirror image of the top view, showing my new design.
 The dashed lines form an additional guide line for a quilter using my quilt trimmer template.

(56) **References Cited**

U.S. PATENT DOCUMENTS

- 4,584,780 A * 4/1986 Pressey B43L 13/206
33/1 B
- 6,854,189 B2 * 2/2005 Schafer B26B 29/06
33/1 B

1 Claim, 2 Drawing Sheets



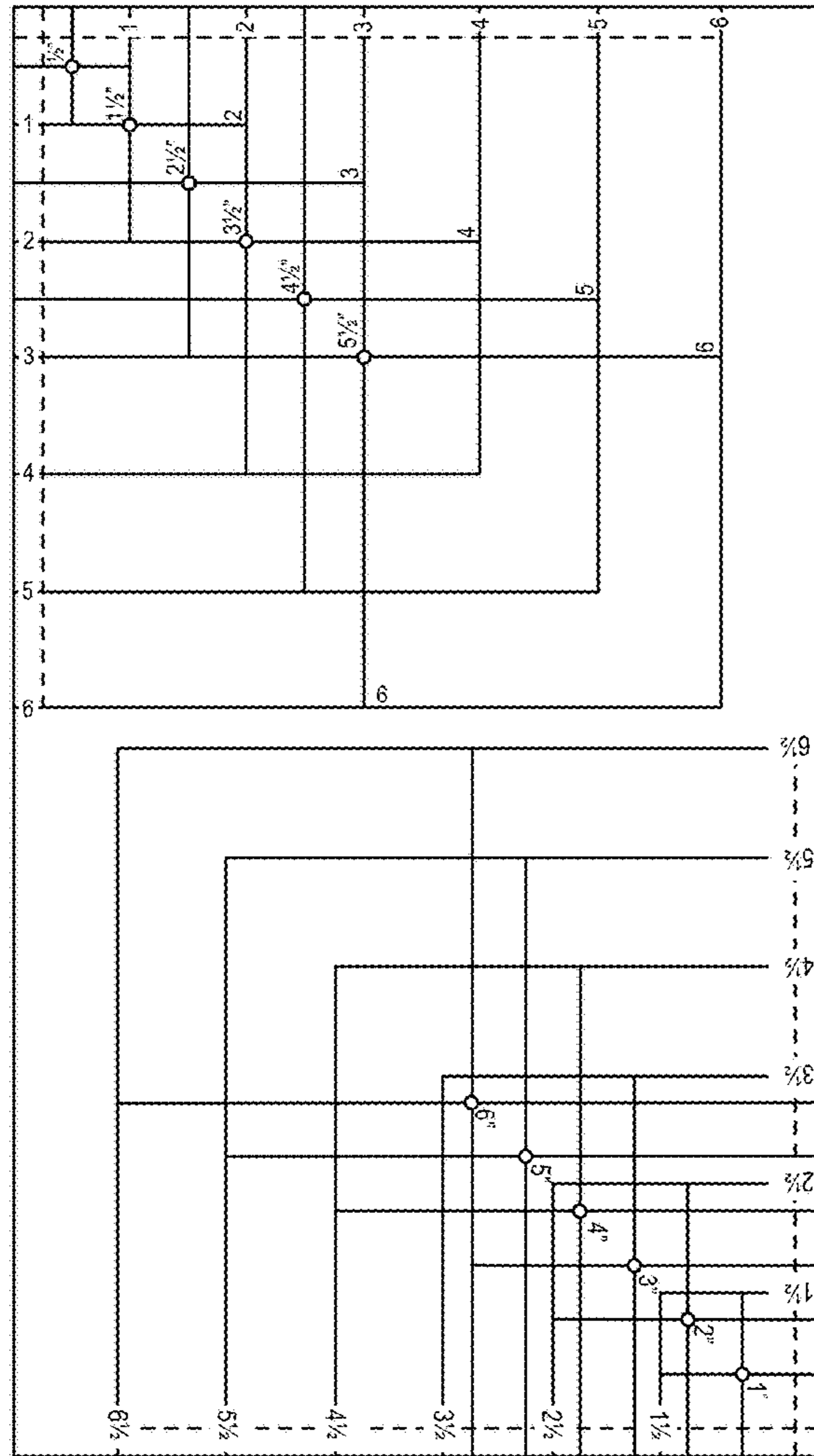


FIG. 1




FIG. 2

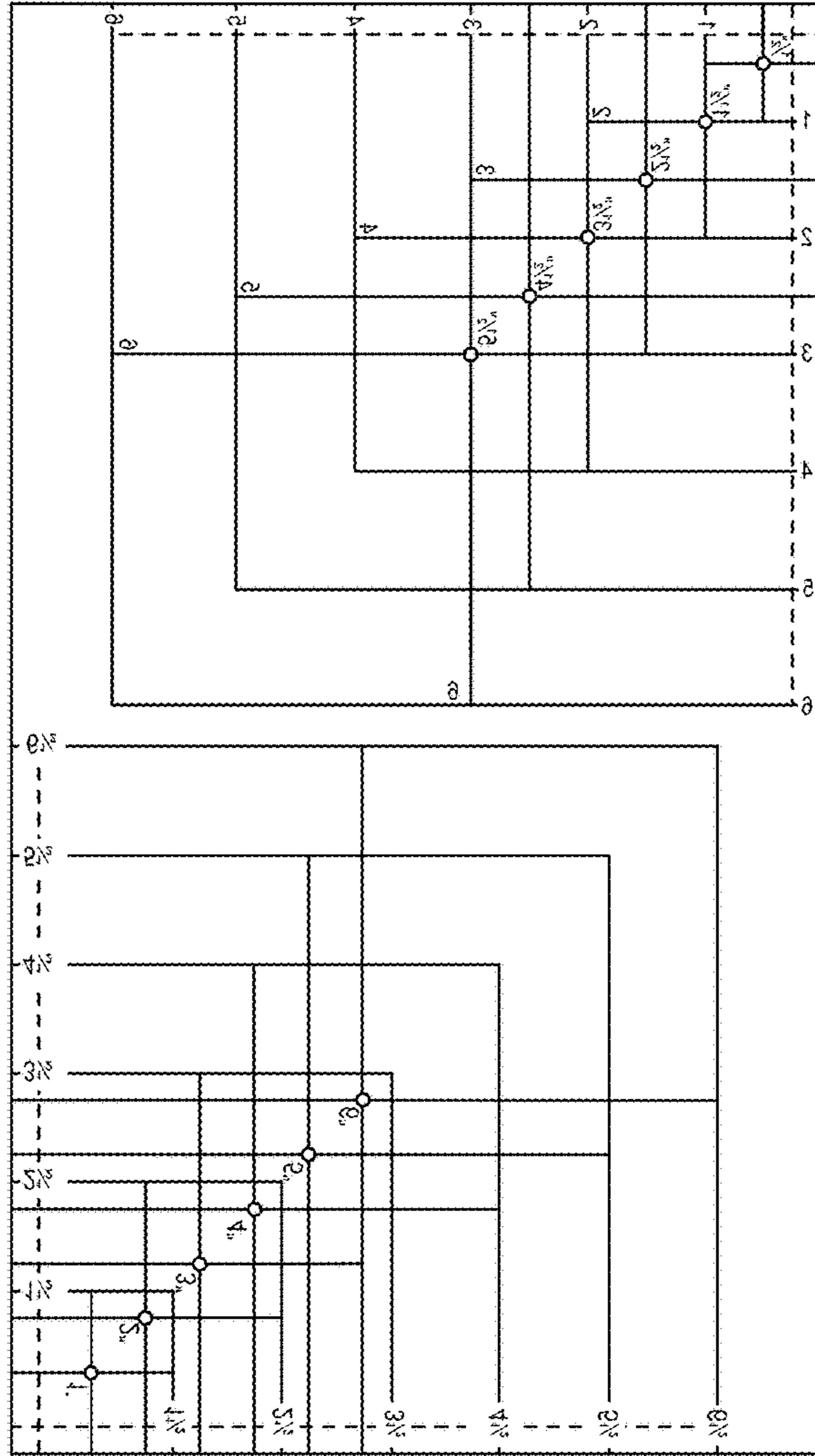



FIG. 3

FIG. 4