

US00D867158S

(12) **United States Design Patent** (10) **Patent No.:** **US D867,158 S**
Papaioannou (45) **Date of Patent:** **** Nov. 19, 2019**

(54) **BOTTLE**
(71) Applicant: **SOCIETE DES EAUX DE VOLVIC**,
Volvic (FR)
(72) Inventor: **Ioanna Papaioannou**, Nicosioa (CY)
(73) Assignee: **SOCIETE DES EAUX DE VOLVIC**,
Volvic (FR)
(**) Term: **15 Years**

D510,026 S 9/2005 Nelson et al.
D560,507 S 1/2008 Lepoitevin
D595,581 S * 7/2009 Brunson D9/516
D619,474 S 7/2010 Finlay et al.
D622,609 S 8/2010 Partin et al.
D622,610 S 8/2010 Powers et al.
D622,611 S 8/2010 Powers et al.
D702,553 S 4/2014 Jentzsch et al.
D739,245 S * 9/2015 Dachs B65D 1/0284
D9/516
D799,967 S 10/2017 Wade
(Continued)

(21) Appl. No.: **29/692,636**
(22) Filed: **May 28, 2019**

OTHER PUBLICATIONS

U.S. Appl. No. 29/654,602, filed Jun. 26, 2019, Pending.
(Continued)

Related U.S. Application Data

(62) Division of application No. 29/654,602, filed on Jun. 26, 2018, now Pat. No. Des. 860,805.

Primary Examiner — Sandra L Morris
(74) *Attorney, Agent, or Firm* — DLA Piper LLP (US)

(51) **LOC (12) Cl.** **09-01**
(52) **U.S. Cl.**

(57) **CLAIM**

The ornamental design for a bottle, as shown and described.

USPC **D9/644**; D9/520; D9/560; D9/575

(58) **Field of Classification Search**

DESCRIPTION

The patent or application file contains at least one drawing executed in color. Copies of this patent or patent application publication with color drawing(s) will be provided by the Office upon request and payment of the necessary fee.

USPC D9/600, 643–647, 500–503, 516, 520,
D9/537–546, 549–560, 574–575, 715,
D9/719; 206/457, 494, 459.5, 527, 540;
229/116.1; 215/381–384, 400;
D7/514–516, 539, 544, 571, 579, 604,
D7/613, 619.2, 628–630, 391–392.1;
D3/270–271.3
CPC B65D 67/00; B65D 81/36; B65D 81/60;
B65D 81/368; B65D 2203/00; B65D
2203/02; B65D 5/42; B65D 5/4208;
B65D 77/00; A63H 33/16
See application file for complete search history.

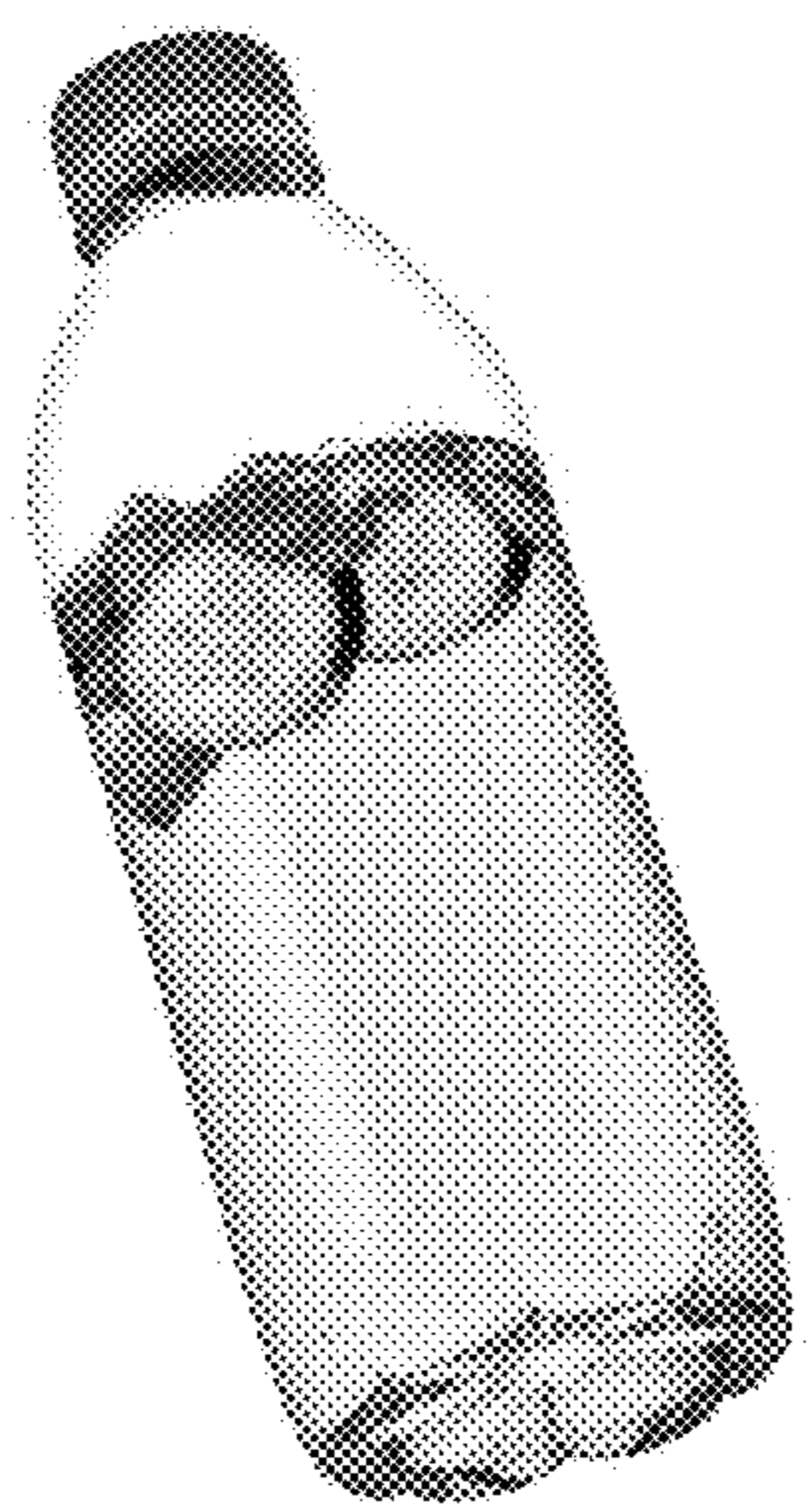
FIG. 1 is a perspective view of a bottle showing my new design;
FIG. 2 is a front view thereof;
FIG. 3 is a back view thereof;
FIG. 4 is a first side view thereof;
FIG. 5 is a second side view thereof;
FIG. 6 is an enlarged top view thereof; and,
FIG. 7 is an enlarged bottom view thereof.

(56) **References Cited**

1 Claim, 4 Drawing Sheets
(4 of 4 Drawing Sheet(s) Filed in Color)

U.S. PATENT DOCUMENTS

D445,340 S 7/2001 De Villiers et al.
D452,650 S 1/2002 Moore et al.



(56)

References Cited

U.S. PATENT DOCUMENTS

D826,722 S 8/2018 Mahajan et al.

OTHER PUBLICATIONS

U.S. Appl. No. 29/692,635, filed May 28, 2019, Pending.
Notice of Allowance cited in U.S. Appl. No. 29/692,635 dated Oct.
2, 2019.

* cited by examiner

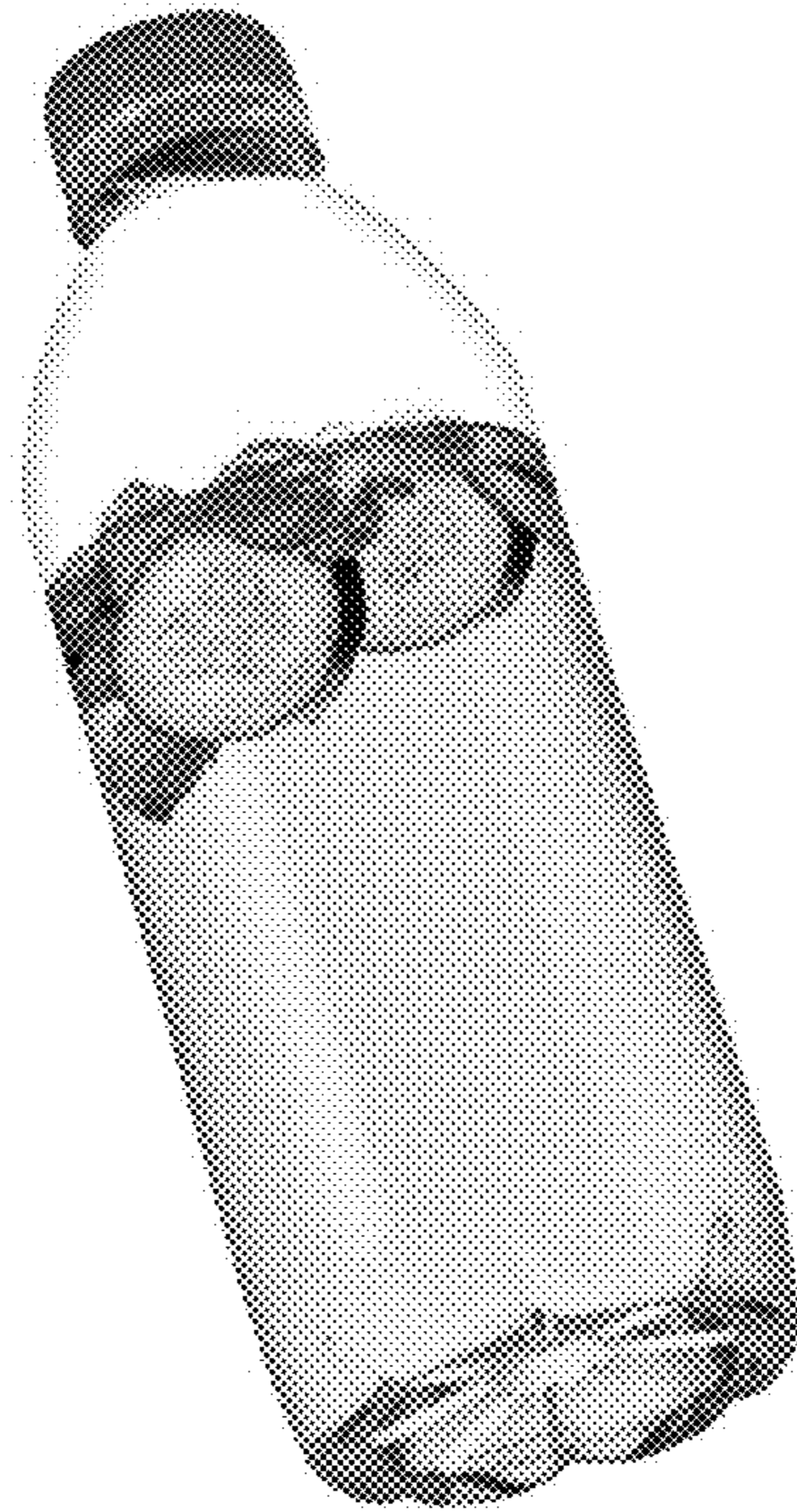


FIG. 1




FIG. 2




FIG. 3




FIG. 4




FIG. 5



FIG. 6




FIG. 7