



US00D867153S

(12) **United States Design Patent**
Hammond

(10) **Patent No.:** **US D867,153 S**

(45) **Date of Patent:** **** Nov. 19, 2019**

(54) **BOTTLE**

(71) Applicant: **GOJO Industries, Inc.**, Akron, OH
(US)

(72) Inventor: **Ronald J. Hammond**, Bentleyville, OH
(US)

(73) Assignee: **GOJO Industries, Inc.**, Akron, OH
(US)

(**) Term: **15 Years**

(21) Appl. No.: **29/640,692**

(22) Filed: **Mar. 16, 2018**

(51) **LOC (12) Cl.** **09-01**

(52) **U.S. Cl.**
USPC **D9/559**; D9/574

(58) **Field of Classification Search**
USPC D9/432, 434-436, 452, 516, 529,
D9/530-532, 559, 560, 564, 565,
D9/570-575, 715, 719; D32/53, 53.1
CPC B65D 21/0204; B65D 2501/0081; B65D
1/0223; B65D 25/18; B65D 25/2897
See application file for complete search history.

(56) **References Cited**

U.S. PATENT DOCUMENTS

D561,040 S	*	2/2008	Sequeira	D9/548
D583,247 S	*	12/2008	DeFina	D9/544
D639,670 S	*	6/2011	Gonzalez Rodriguez	D9/559
D661,199 S	*	6/2012	Bennett	D9/558
D694,640 S	*	12/2013	Infahsaeng	D9/559
D715,152 S	*	10/2014	Maskell	D9/566
D736,642 S	*	8/2015	Maskell	D9/572
D748,480 S	*	2/2016	Cobb	D9/516
D756,037 S	*	5/2016	Schlatter	D28/85
D810,577 S	*	2/2018	Nguyen	D9/516
D833,288 S	*	11/2018	Murac	D9/546

(Continued)

FOREIGN PATENT DOCUMENTS

KR 03-0421411 8/2006

OTHER PUBLICATIONS

Trademark Reg. No. 2943365 for Anti-Bacterial and Anti-Microbial Hand and Lotion Soap registered Apr. 26, 2005.

Primary Examiner — Ian Simmons

Assistant Examiner — Keith Frank

(74) *Attorney, Agent, or Firm* — Calfee, Halter & Griswold LLP

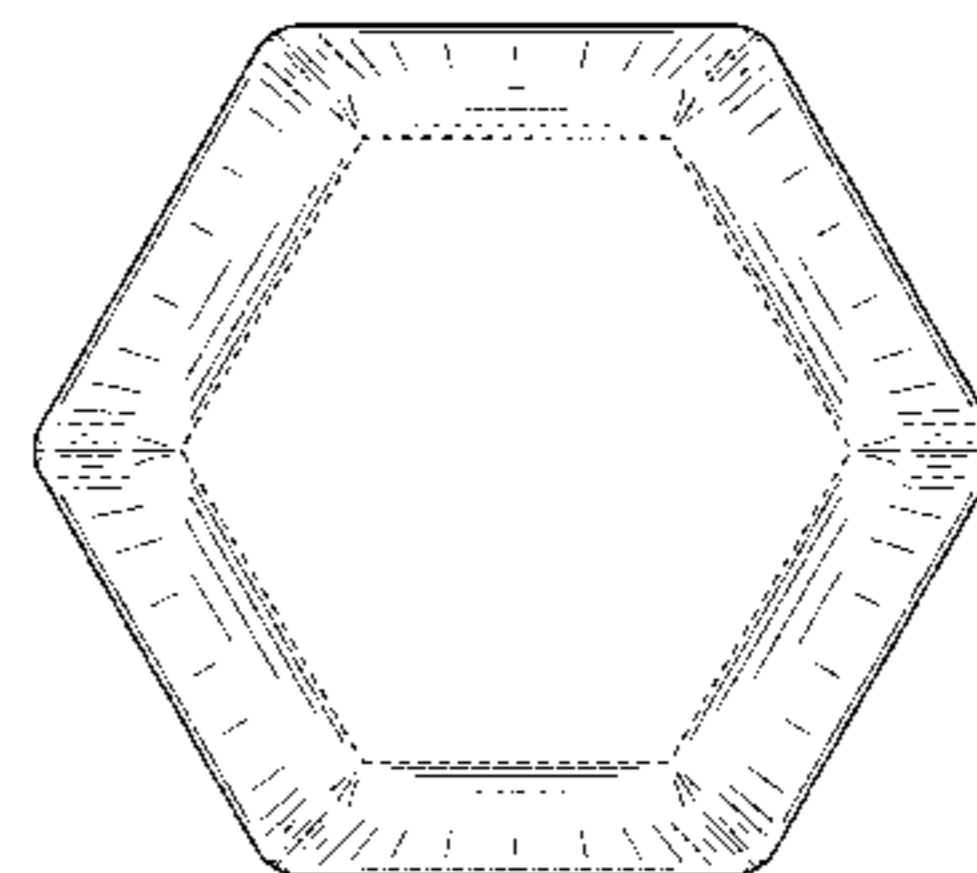
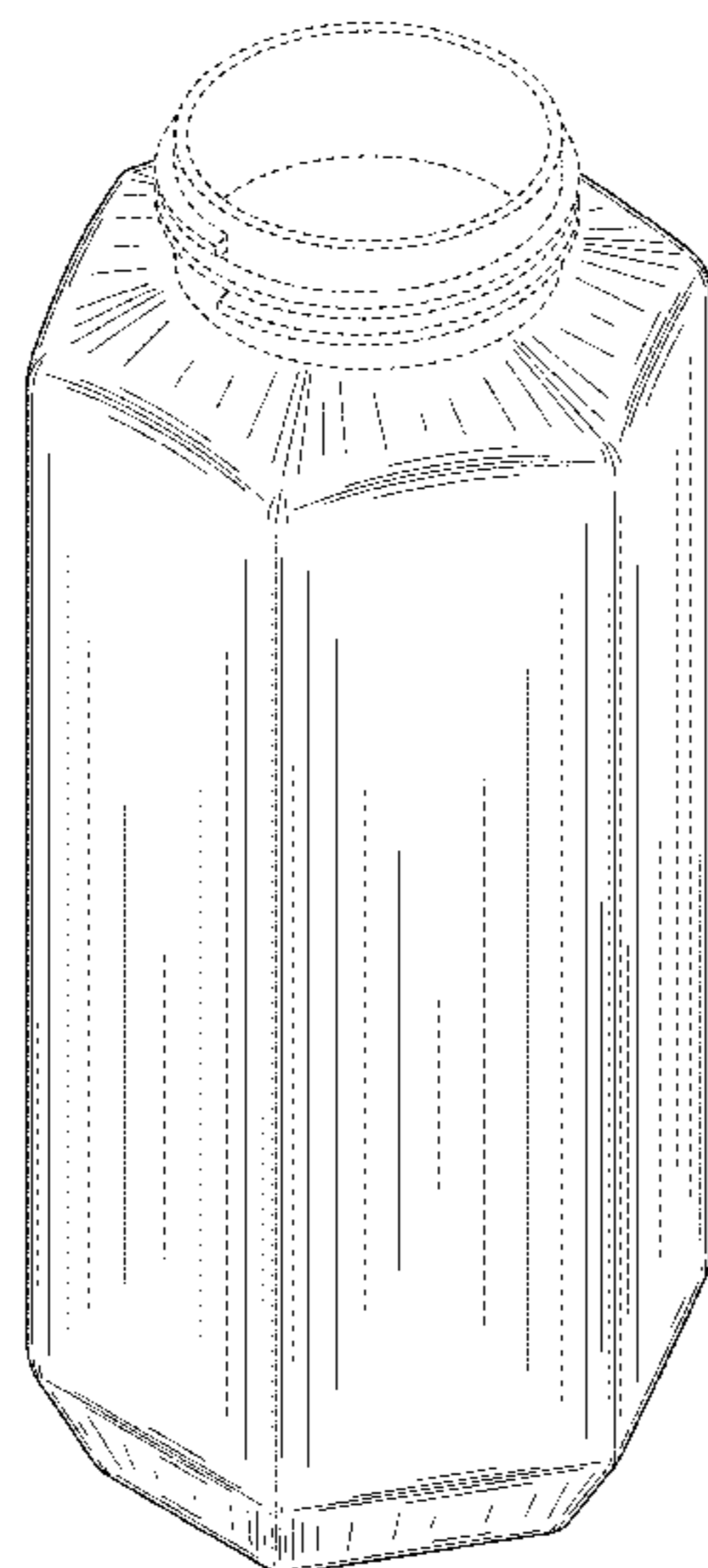
(57) **CLAIM**

The ornamental design for a bottle, as shown and described.

DESCRIPTION

FIG. 1 is a perspective view of a bottle showing my new design;
 FIG. 2 is front elevational view of the bottle of FIG. 1;
 FIG. 3 is a rear elevational view of the bottle of FIG. 1;
 FIG. 4 is a right side elevational view of the bottle of FIG. 1;
 FIG. 5 is a left side elevational view of the bottle of FIG. 1;
 FIG. 6 is a top plan view of the bottle of FIG. 1;
 FIG. 7 is bottom view of the bottle of FIG. 1;
 FIG. 8 is a perspective view of another embodiment of the bottle of the new design;
 FIG. 9 is front elevational view of the bottle of FIG. 8;
 FIG. 10 is a rear elevational view of the bottle of FIG. 8;
 FIG. 11 is a right side elevational view of the bottle of FIG. 8;
 FIG. 12 is a left side elevational view of the bottle of FIG. 8;
 FIG. 13 is a top plan view of the bottle of FIG. 8; and,
 FIG. 14 is bottom view of the bottle of FIG. 8.
 The broken lines shown in the Figures represent portions of the bottle that form no part of the claimed design.

1 Claim, 12 Drawing Sheets



(56)

References Cited

U.S. PATENT DOCUMENTS

D836,446 S * 12/2018 Murac D9/572
D836,447 S * 12/2018 Murac D9/572

* cited by examiner




FIG. 1




FIG. 2




FIG. 3

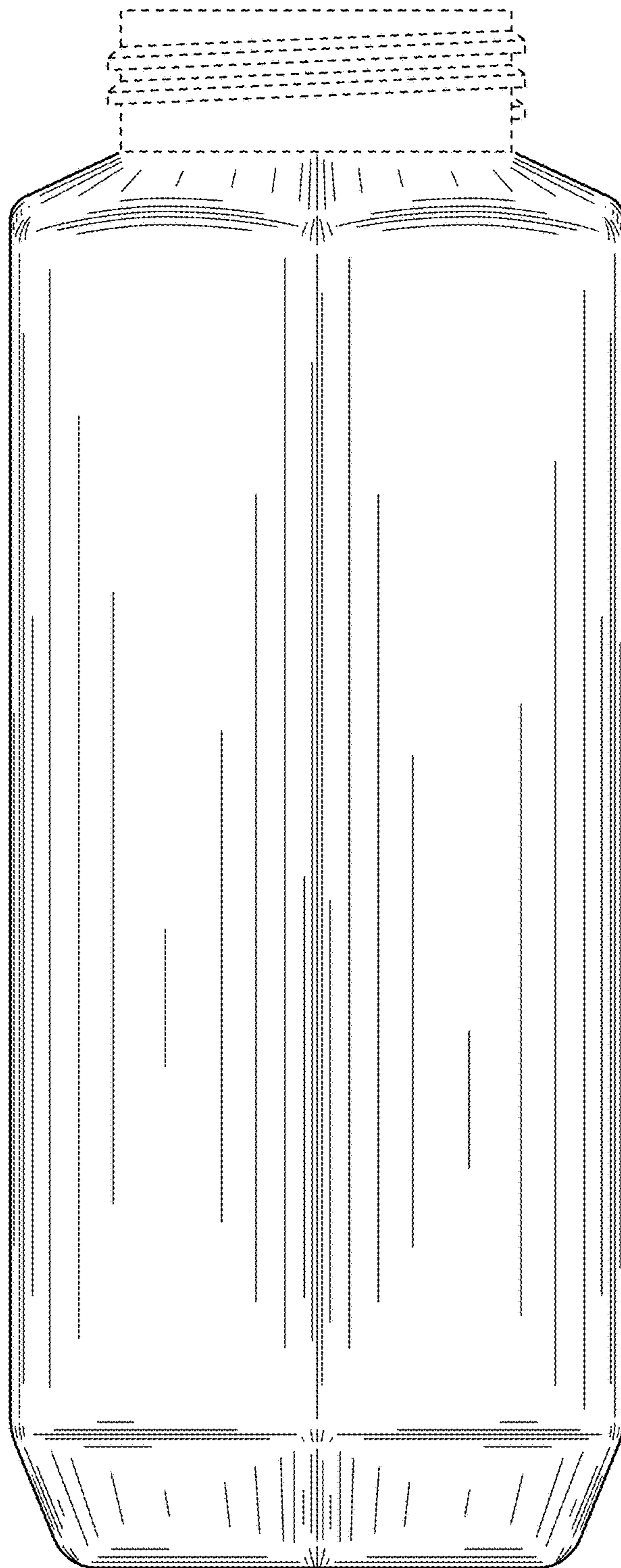


FIG. 4




FIG. 5

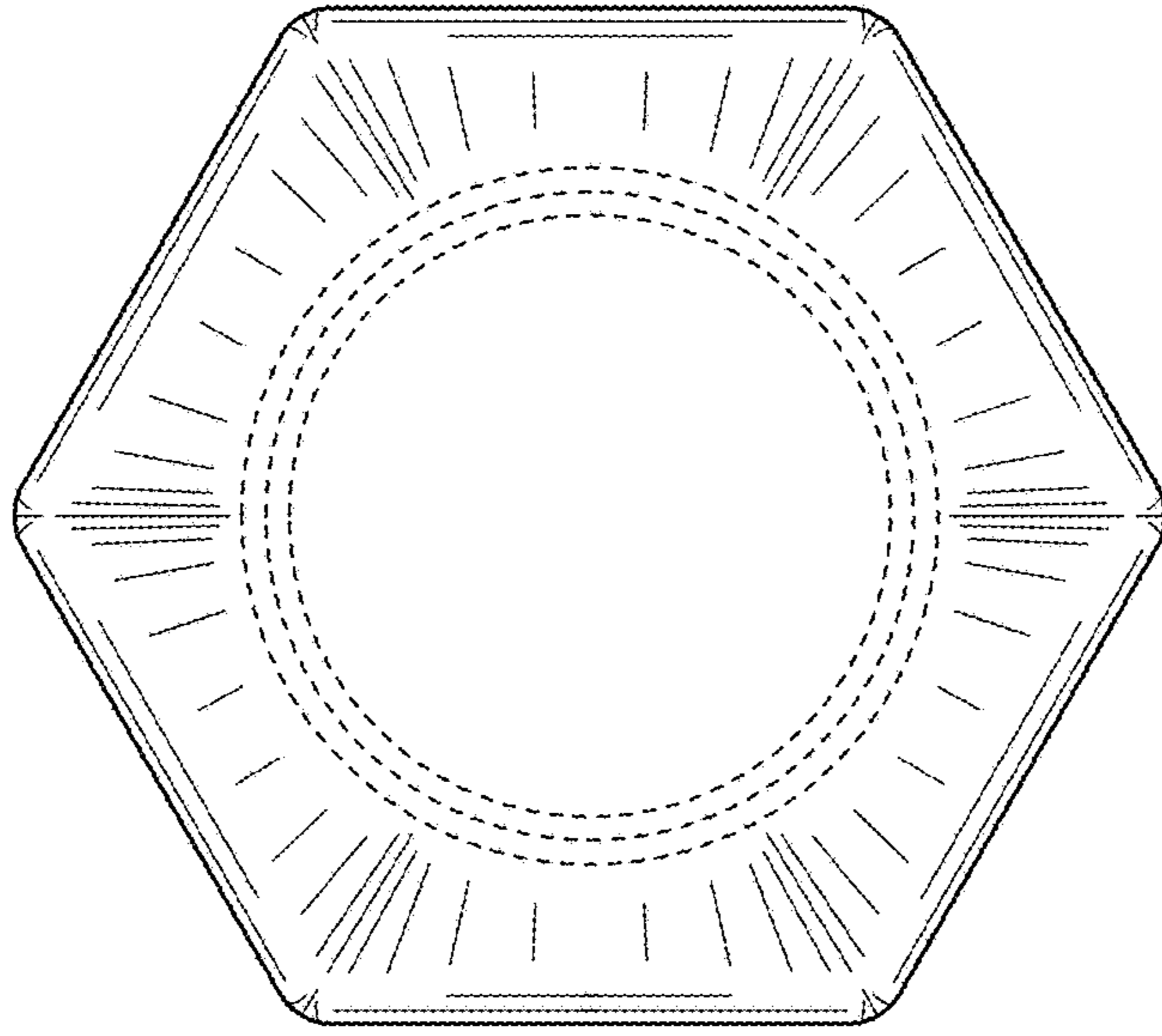


FIG. 6

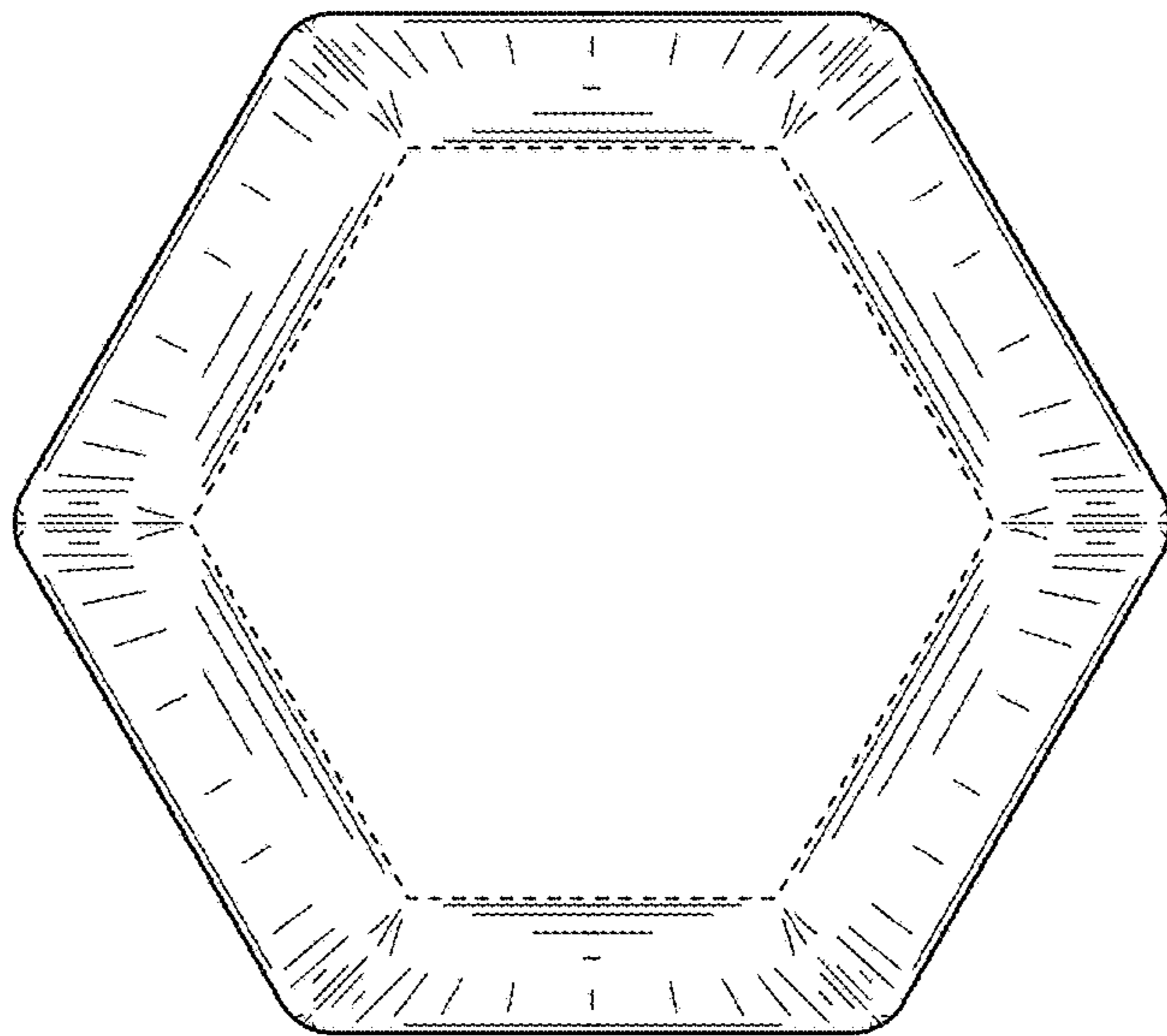


FIG. 7

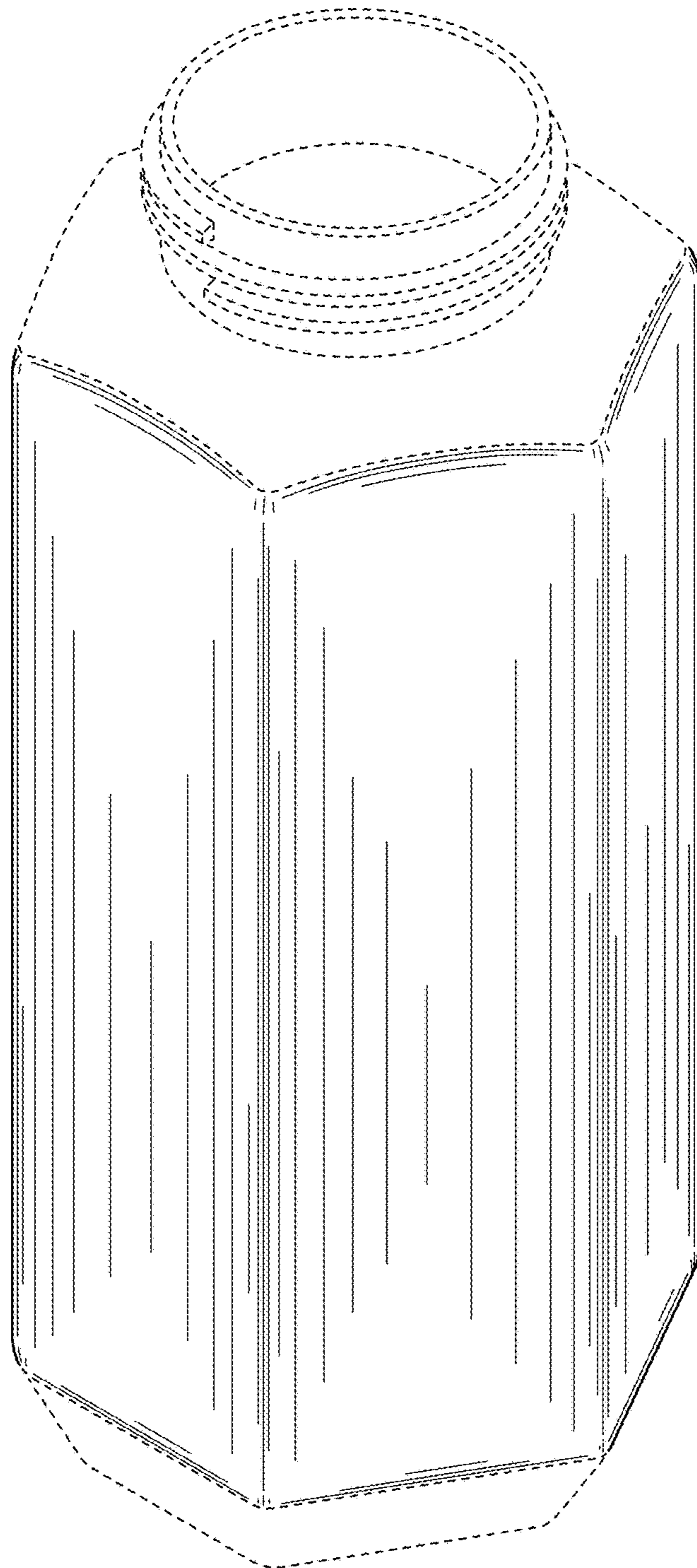


FIG. 8




FIG. 9




FIG. 10




FIG. 11

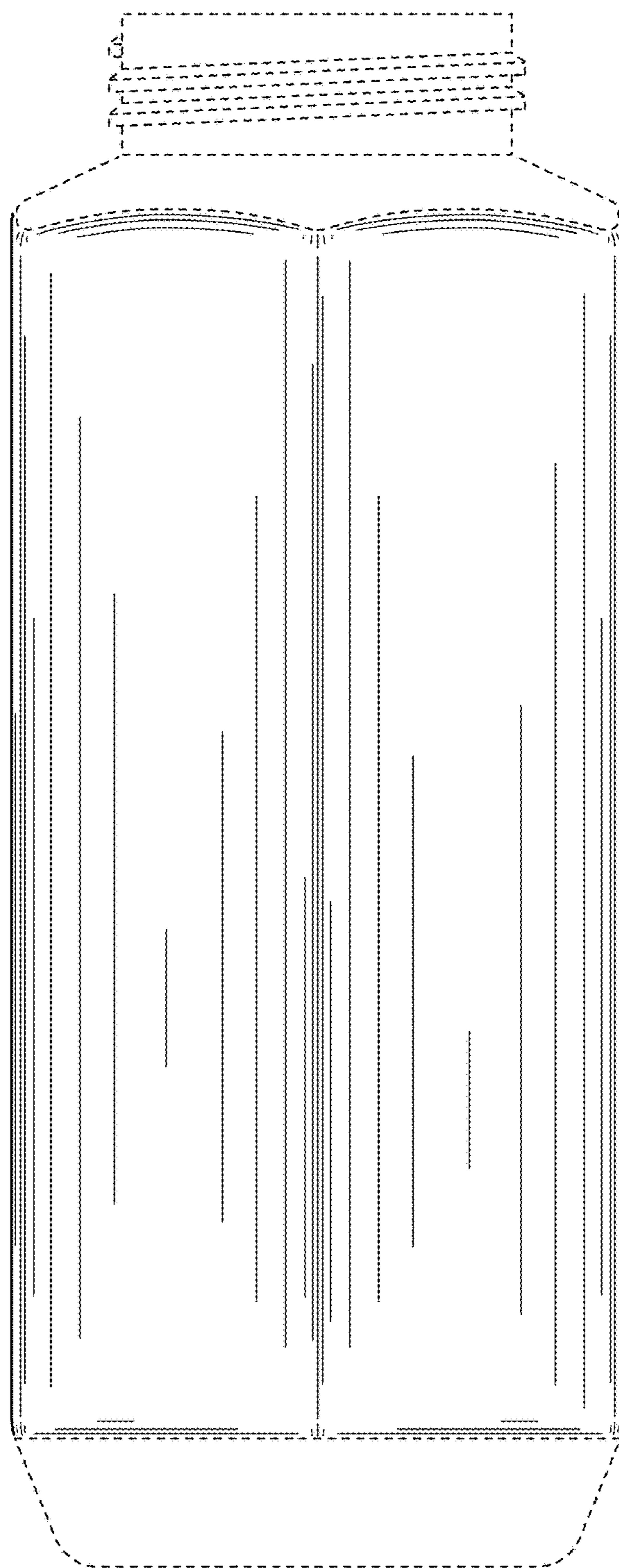


FIG. 12

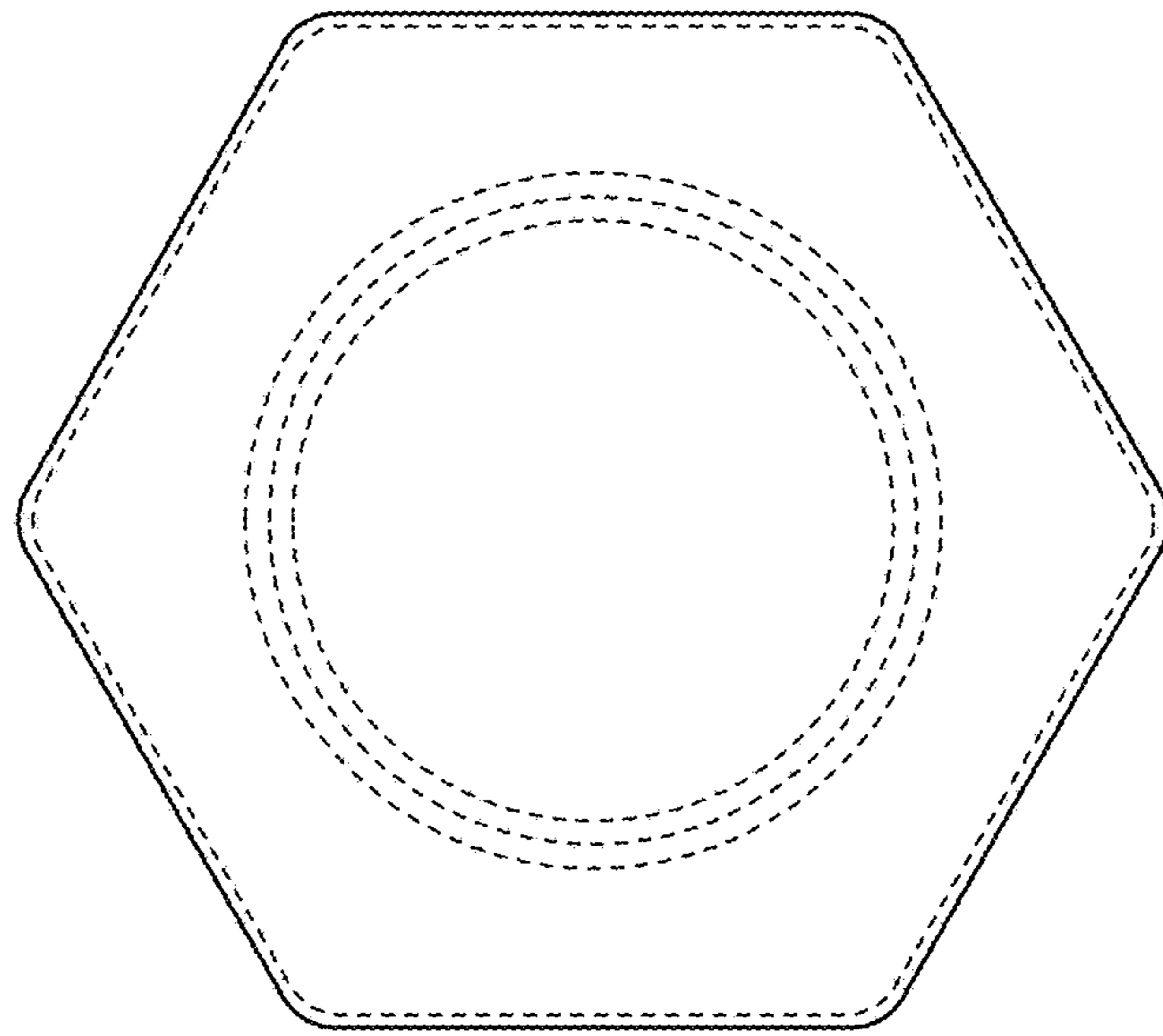


FIG. 13

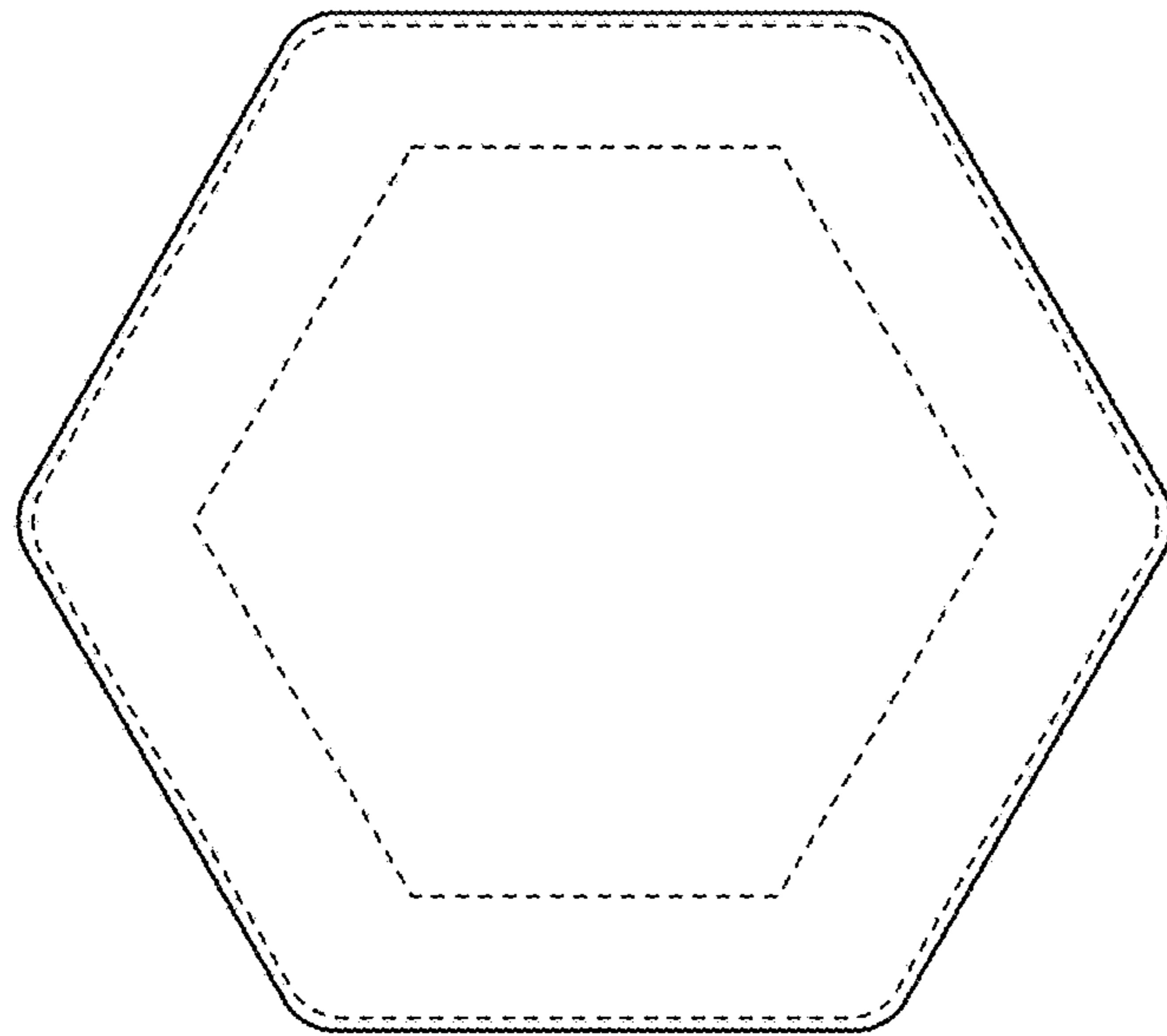


FIG. 14