



US00D867147S

(12) **United States Design Patent**
Liu et al.

(10) **Patent No.:** **US D867,147 S**
(45) **Date of Patent:** **** Nov. 19, 2019**

(54) **CONTAINER**

(71) Applicant: **PepsiCo, Inc.**, Purchase, NY (US)

(72) Inventors: **Liang Liu**, Brooklyn, NY (US); **Koby Hebborn Trout**, Brooklyn, NY (US); **Klaus Rosburg**, Brooklyn, NY (US)

(73) Assignee: **PepsiCo, Inc.**, Purchase, NY (US)

(**) Term: **15 Years**

(21) Appl. No.: **29/609,311**

(22) Filed: **Jun. 29, 2017**

(51) **LOC (12) Cl.** **09-01**

(52) **U.S. Cl.**

USPC **D9/530; D9/553**

(58) **Field of Classification Search**

USPC D7/514, 523, 532, 601, 602, 603, 605, D7/608, 612, 615, 619.1, 619.2, 628, 705, D7/706; D9/424, 443, 451, 500, 502, D9/516, 530, 537, 538, 539, 540, 541, D9/542, 545, 549, 550, 552, 553, 554, D9/556, 558, 559, 567, 573, 763, 767, D9/772, 773, 774, 775, 776, 777, 781, D9/783

CPC B65D 1/00; B65D 1/02; B65D 1/0223; B65D 1/023; B65D 1/12; B65D 1/14; B65D 1/16; B65D 1/165

See application file for complete search history.

(56) **References Cited**

U.S. PATENT DOCUMENTS

D226,175 S * 1/1973 Bystedt D9/773
4,790,361 A 12/1988 Jones et al.
5,201,438 A 4/1993 Norwood
D370,178 S 5/1996 Petre et al.
D422,490 S * 4/2000 Nemeth D9/649
D451,403 S * 12/2001 Duboeuf D9/554
D454,791 S * 3/2002 Trabal D9/554

D525,140 S * 7/2006 Scott D9/552
D534,432 S * 1/2007 Wallwork D9/552
D552,478 S * 10/2007 Melrose D9/560
D573,472 S * 7/2008 Venkatarman D9/516
D585,294 S * 1/2009 Hainaut D9/553
D632,182 S * 2/2011 Russell D9/560
D635,862 S * 4/2011 Mehdizadeh D9/538
D648,222 S 11/2011 Snyder et al.
D670,748 S 11/2012 Sabberton
D705,660 S * 5/2014 Colloud D9/519

(Continued)

FOREIGN PATENT DOCUMENTS

CN ZL201130022172.6 10/2011
CN ZL201130022173.0 10/2011

(Continued)

Primary Examiner — Karen S Acker

Assistant Examiner — Jasmine Mlinarcik

(74) *Attorney, Agent, or Firm* — Sterne, Kessler, Goldstein & Fox P.L.L.C.

(57) **CLAIM**

The ornamental design for a container, as shown and described.



DESCRIPTION

FIG. 1 is a top front perspective view of a container showing the claimed design;
FIG. 2 is a bottom perspective view thereof;
FIG. 3 is a front view thereof;
FIG. 4 is a rear view thereof;
FIG. 5 is a left side view thereof;
FIG. 6 is a right side view thereof;
FIG. 7 is a top view thereof; and,
FIG. 8 is a bottom view thereof.

The dashed broken lines in the figures show portions of the container that form no part of the claimed design.

The dot-dash broken lines in the figures show boundaries that form no part of the claimed design.

1 Claim, 7 Drawing Sheets



(56)

References Cited

U.S. PATENT DOCUMENTS

D710,707 S * 8/2014 Colloud D9/554
D774,833 S * 12/2016 Likar D7/558
D796,338 S * 9/2017 Cimino D9/658
D833,882 S * 11/2018 Le Luherne D9/600

FOREIGN PATENT DOCUMENTS

EM 04565059-0001 * 1/2018
EM 04565059-0002 * 1/2018
EM 04565059-0003 * 1/2018

* cited by examiner




FIG. 1




FIG. 2




FIG. 3

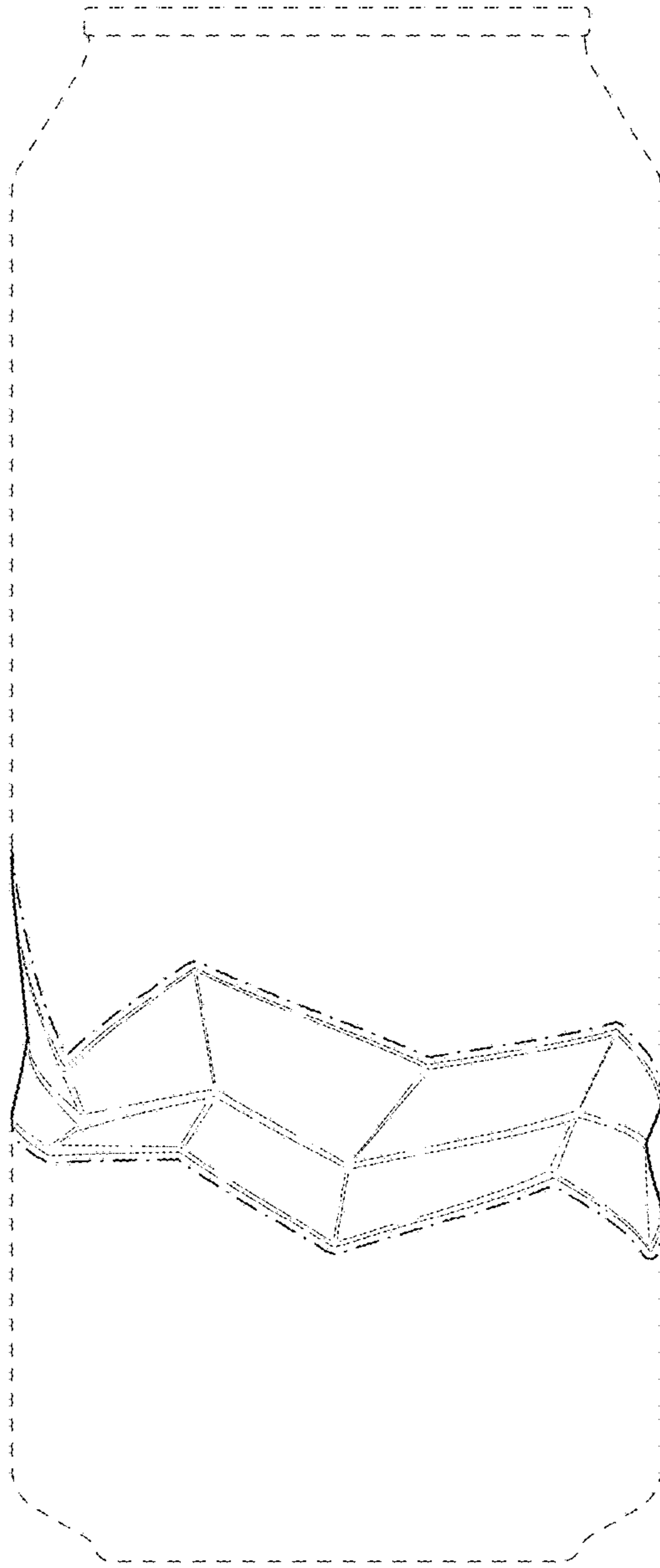


FIG. 4

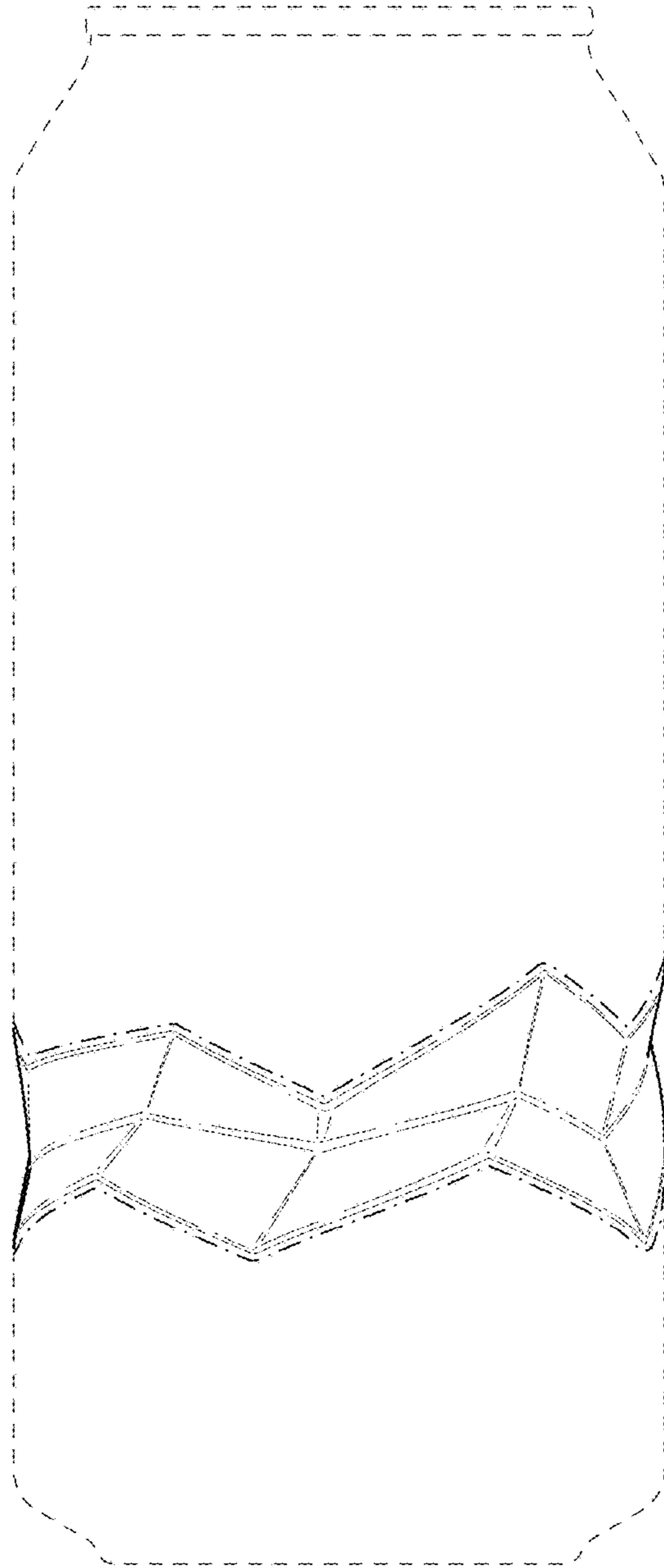


FIG. 5

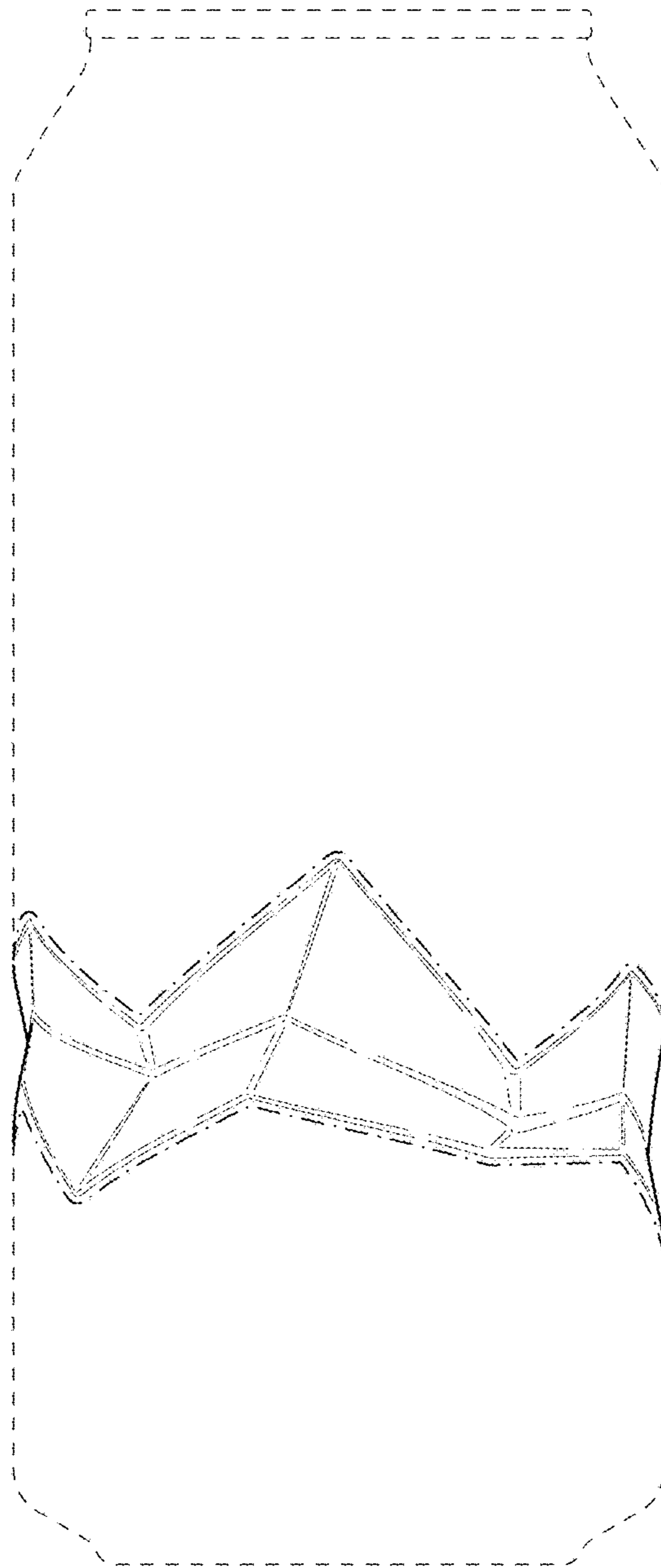


FIG. 6

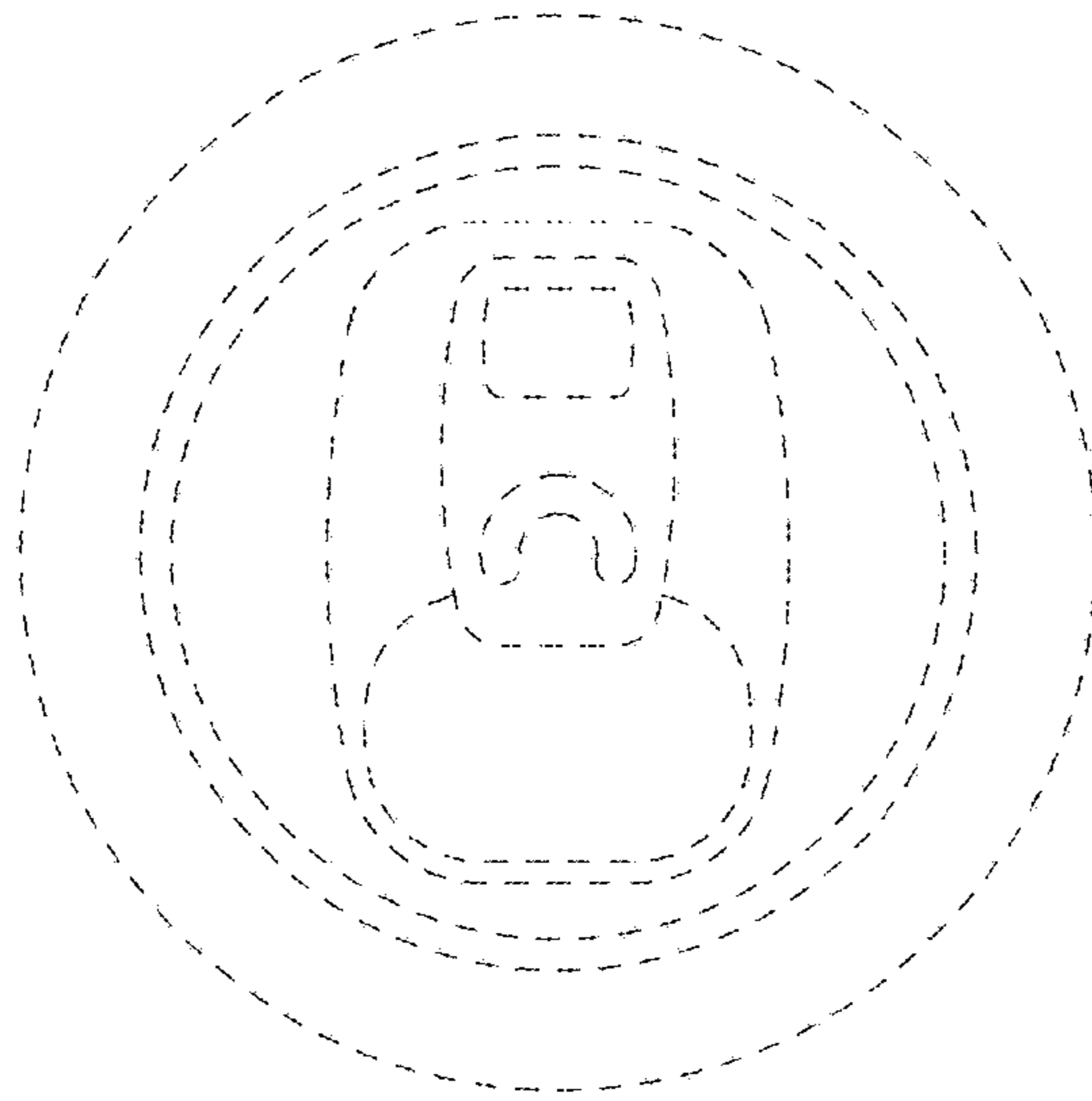


FIG. 7

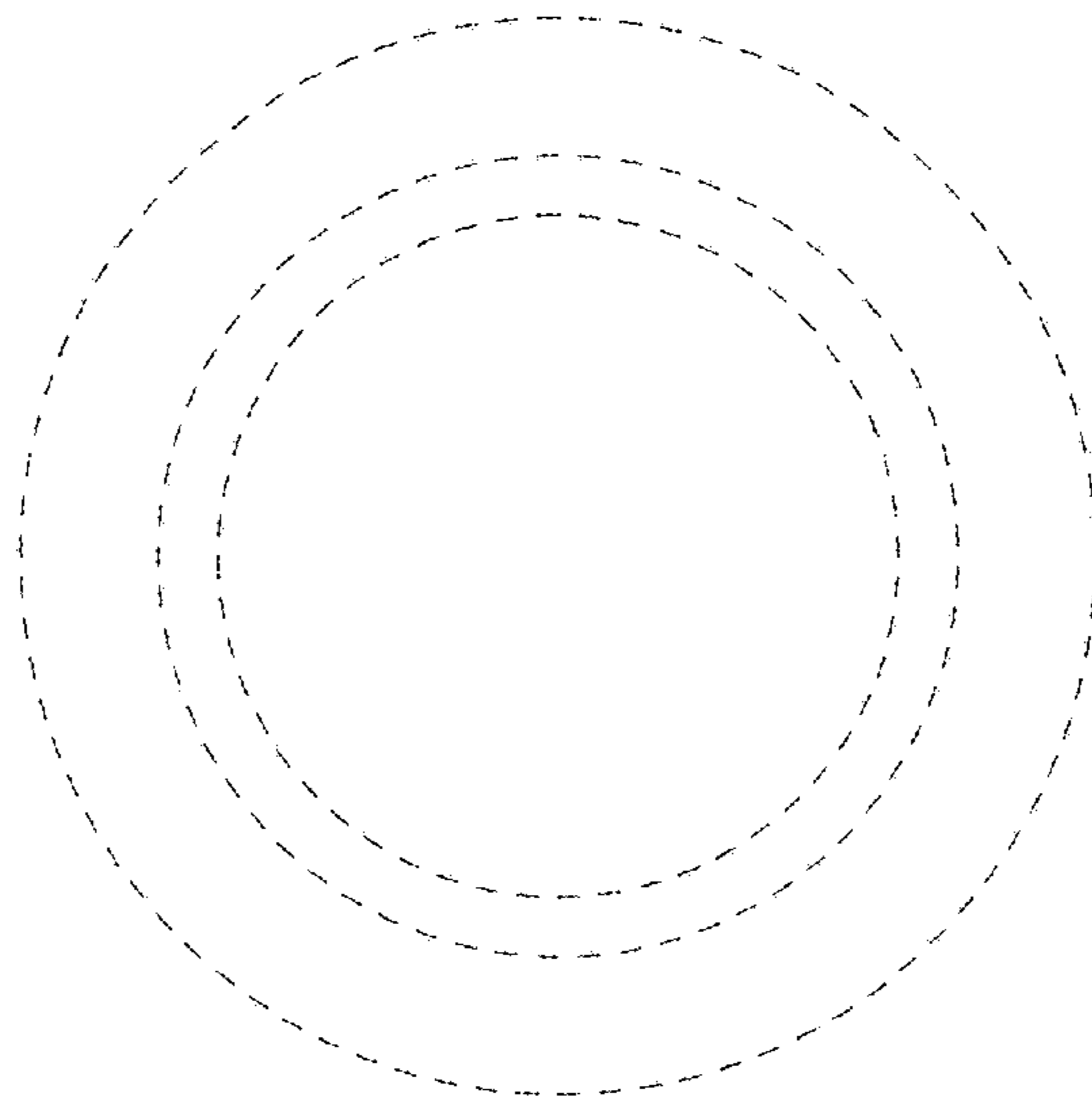


FIG. 8