



US00D867115S

(12) **United States Design Patent**
Zhang

(10) **Patent No.:** **US D867,115 S**

(45) **Date of Patent:** **** Nov. 19, 2019**

(54) **TWO-PRONGED WALL HOOK**

(71) Applicant: **Zhiqin Zhang**, Dongguan (CN)

(72) Inventor: **Zhiqin Zhang**, Dongguan (CN)

(**) Term: **15 Years**

(21) Appl. No.: **29/625,686**

(22) Filed: **Nov. 11, 2017**

(51) **LOC (12) Cl.** **08-05**

(52) **U.S. Cl.**
USPC **D8/372**

(58) **Field of Classification Search**
USPC D8/367, 372
CPC . A47H 1/00; A47H 1/10; A47H 1/102; A47G
1/17; F16B 45/00; F16B 47/00
See application file for complete search history.

(56) **References Cited**

U.S. PATENT DOCUMENTS

D19,322 S * 10/1889 Campbell D8/372
D416,139 S * 11/1999 Roth D6/323

D417,385 S * 12/1999 Bries D8/367
D426,390 S * 6/2000 Green D6/323
D440,091 S * 4/2001 Fiegl D6/323
D453,271 S * 2/2002 Gilbert D6/323
D463,971 S * 10/2002 Lillelund D8/367
D473,451 S * 4/2003 Goodman D8/367
D679,578 S * 4/2013 Gilboe D6/569

* cited by examiner

Primary Examiner — Holly H Baynham

(74) *Attorney, Agent, or Firm* — Karthik Murthy; Murthy Patent Law

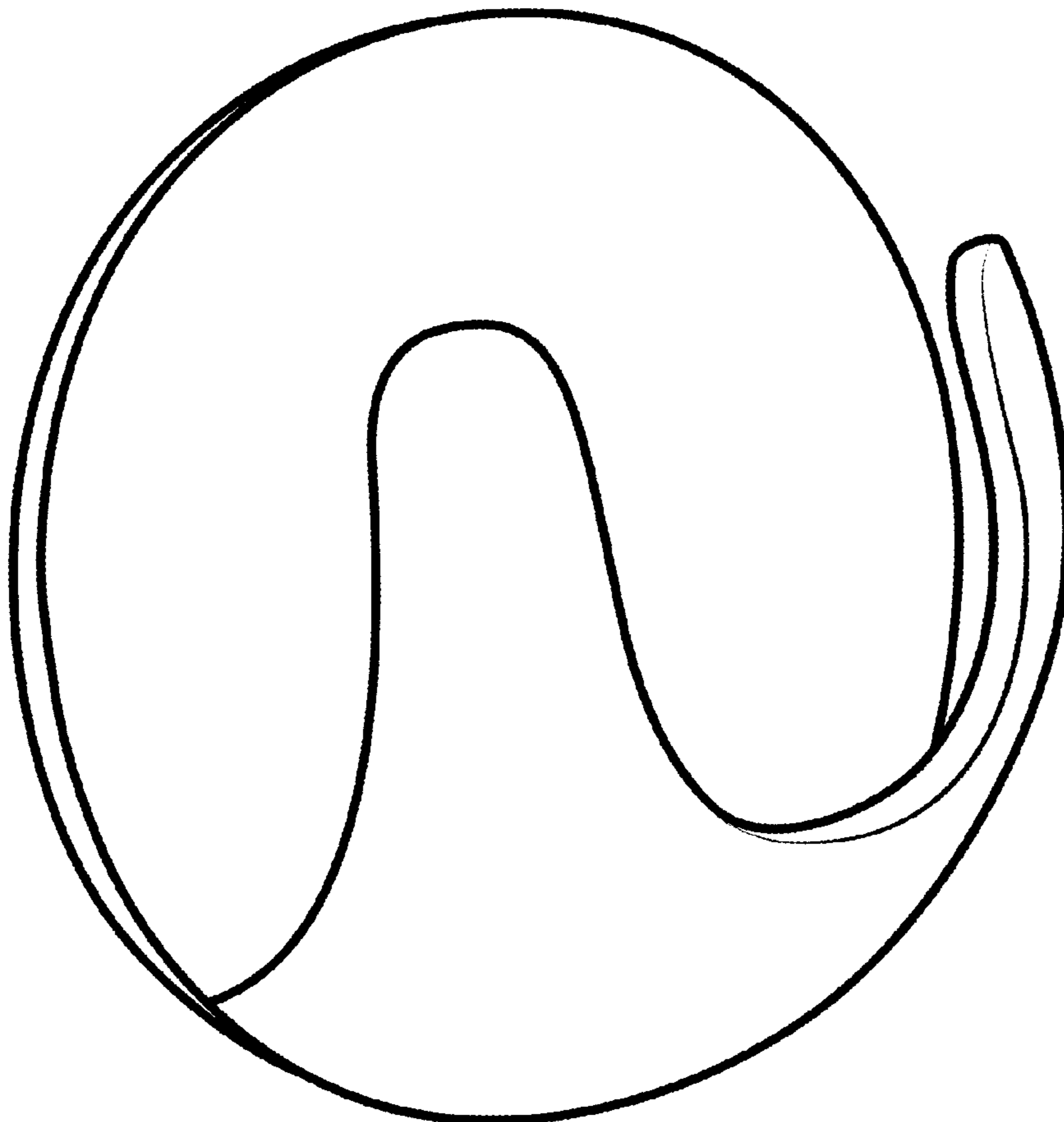
(57) **CLAIM**

The ornamental design for a two-pronged wall hook, as shown and described.

DESCRIPTION

FIG. 1 is an oblique front view of a two-pronged wall hook showing my new design;
FIG. 2 is a left side view thereof;
FIG. 3 is a right side view thereof; and,
FIG. 4 is a front view thereof.

1 Claim, 4 Drawing Sheets



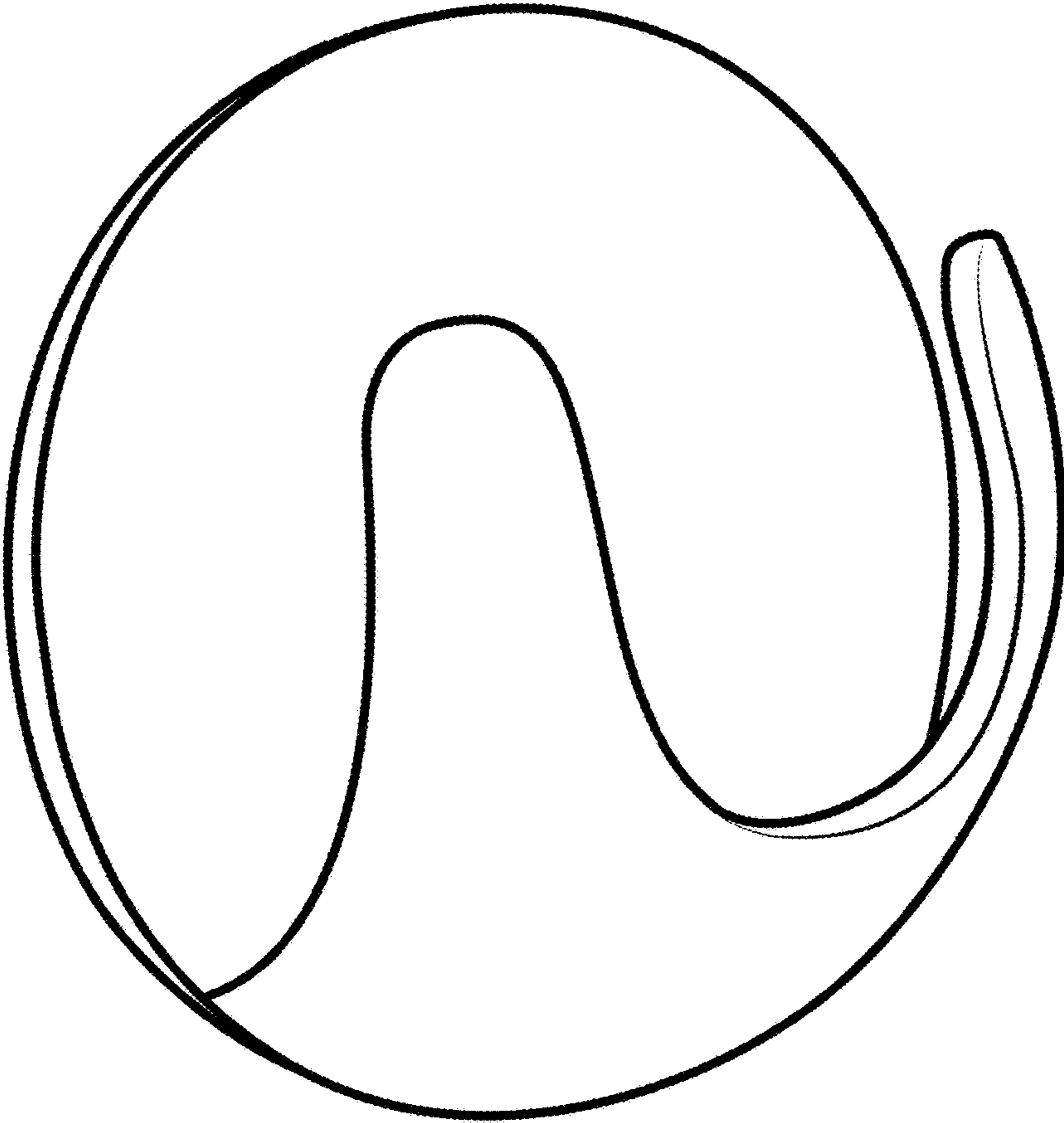


FIG. 1

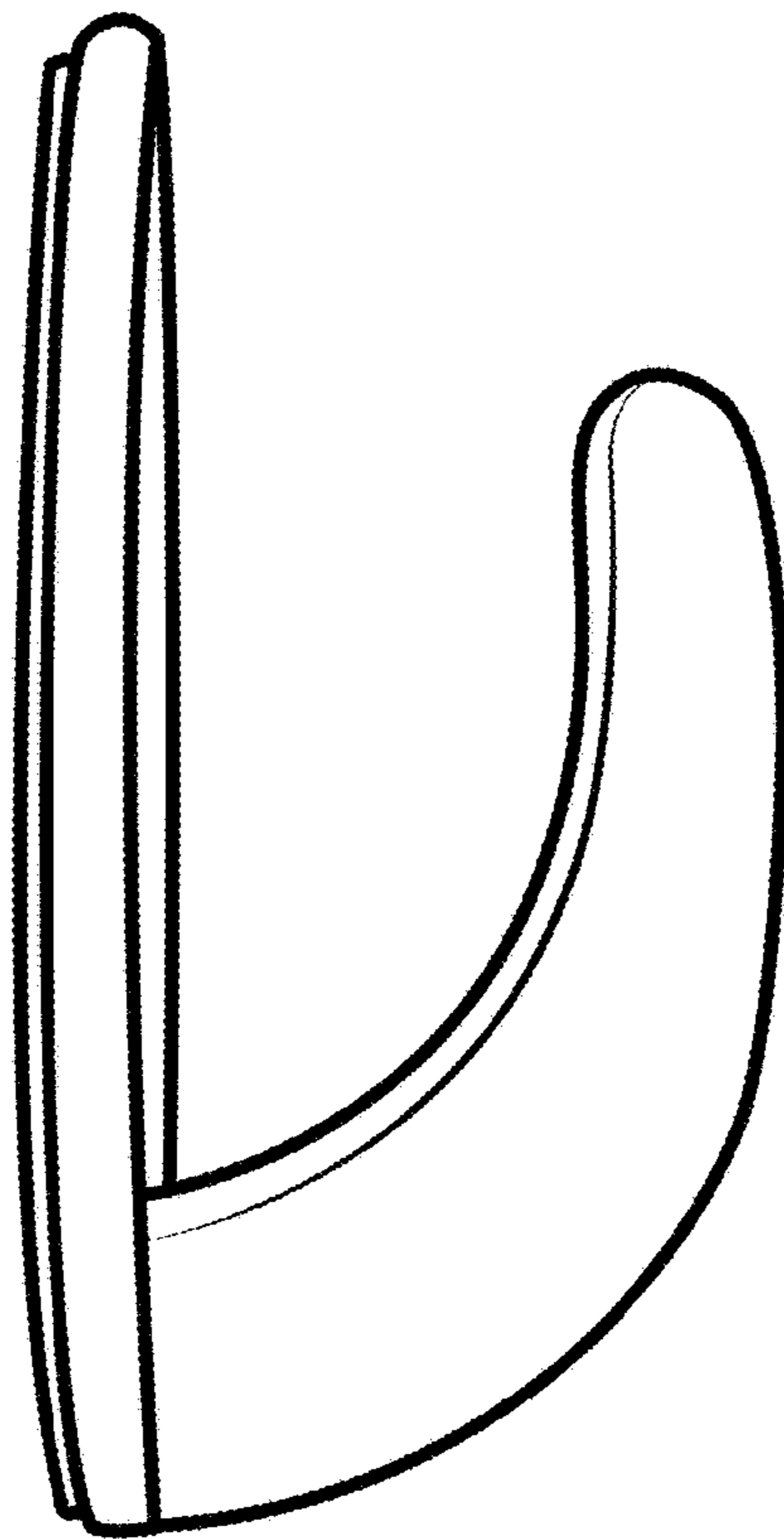


FIG. 2




FIG. 3

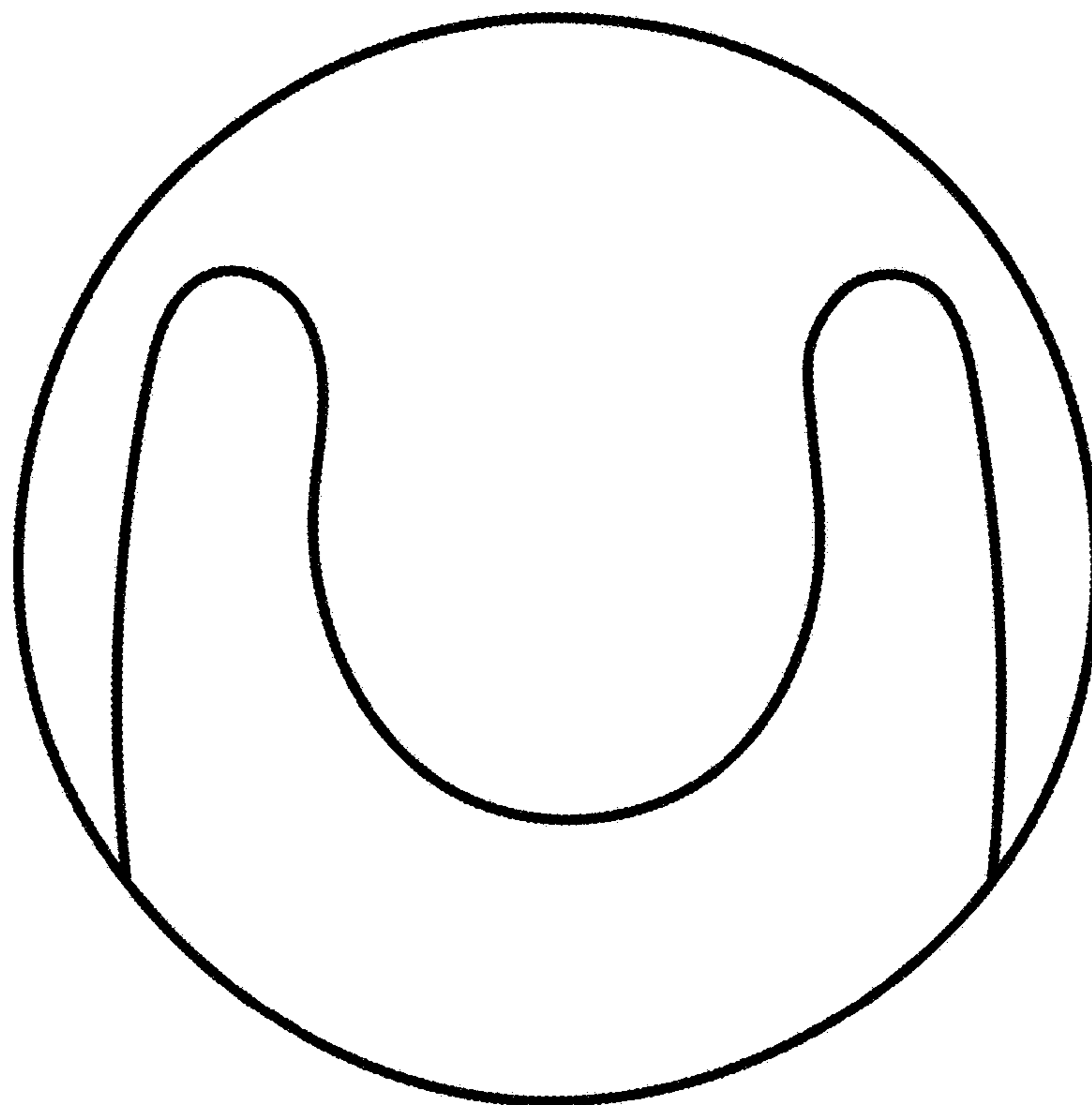


FIG. 4