



US00D867086S

(12) **United States Design Patent** (10) **Patent No.:** **US D867,086 S**  
**Lazarov** (45) **Date of Patent:** **\*\* \*Nov. 19, 2019**

- (54) **SLOTTED HAND TORCH STAND**
- (71) Applicant: **Ross Lazarov**, Prior Lake, MN (US)
- (72) Inventor: **Ross Lazarov**, Prior Lake, MN (US)
- (\*) Notice: This patent is subject to a terminal disclaimer.
- (\*\*) Term: **15 Years**
- (21) Appl. No.: **29/636,578**
- (22) Filed: **Feb. 9, 2018**
- (51) **LOC (12) Cl.** ..... **08-05**
- (52) **U.S. Cl.**  
USPC ..... **D8/71**
- (58) **Field of Classification Search**  
USPC ..... D8/16, 30, 71; D15/144, 126, 122;  
D32/73  
CPC ..... B23K 37/02; B23K 37/006; B23K 3/027  
See application file for complete search history.

- D373,519 S \* 9/1996 Escalante ..... D8/71
- D393,790 S \* 4/1998 King, Jr. .... D8/354
- D413,502 S \* 9/1999 Chang ..... D8/71

\* cited by examiner

*Primary Examiner* — Lakiya G Rogers  
*Assistant Examiner* — Harold E Blackwell, II  
(74) *Attorney, Agent, or Firm* — Haugen Law Firm PLLP

(57) **CLAIM**

The ornamental design for a slotted hand torch stand, as shown and described.

**DESCRIPTION**

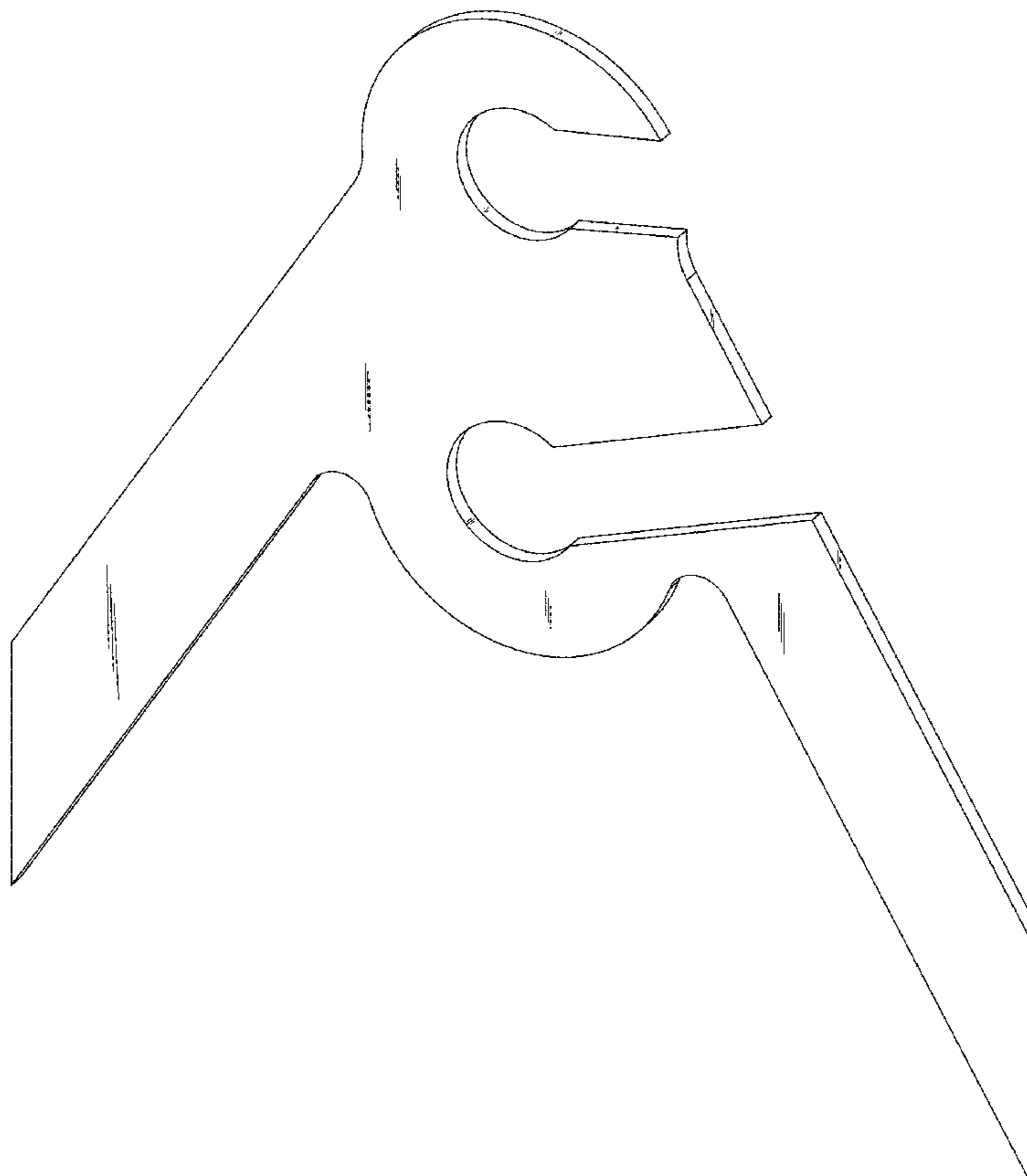
FIG. 1 is a front top perspective view of the slotted hand torch stand of the present invention;  
FIG. 2 is a front view thereof;  
FIG. 3 is a back view thereof;  
FIG. 4 is a left side view thereof;  
FIG. 5 is a right side view thereof;  
FIG. 6 is a top view thereof;  
FIG. 7 is a bottom view thereof; and,  
FIG. 8 is a bottom back perspective view thereof.

(56) **References Cited**

U.S. PATENT DOCUMENTS

- D308,160 S \* 5/1990 Sweeny ..... D8/30
- D335,676 S \* 5/1993 Szybura ..... D15/144

**1 Claim, 8 Drawing Sheets**



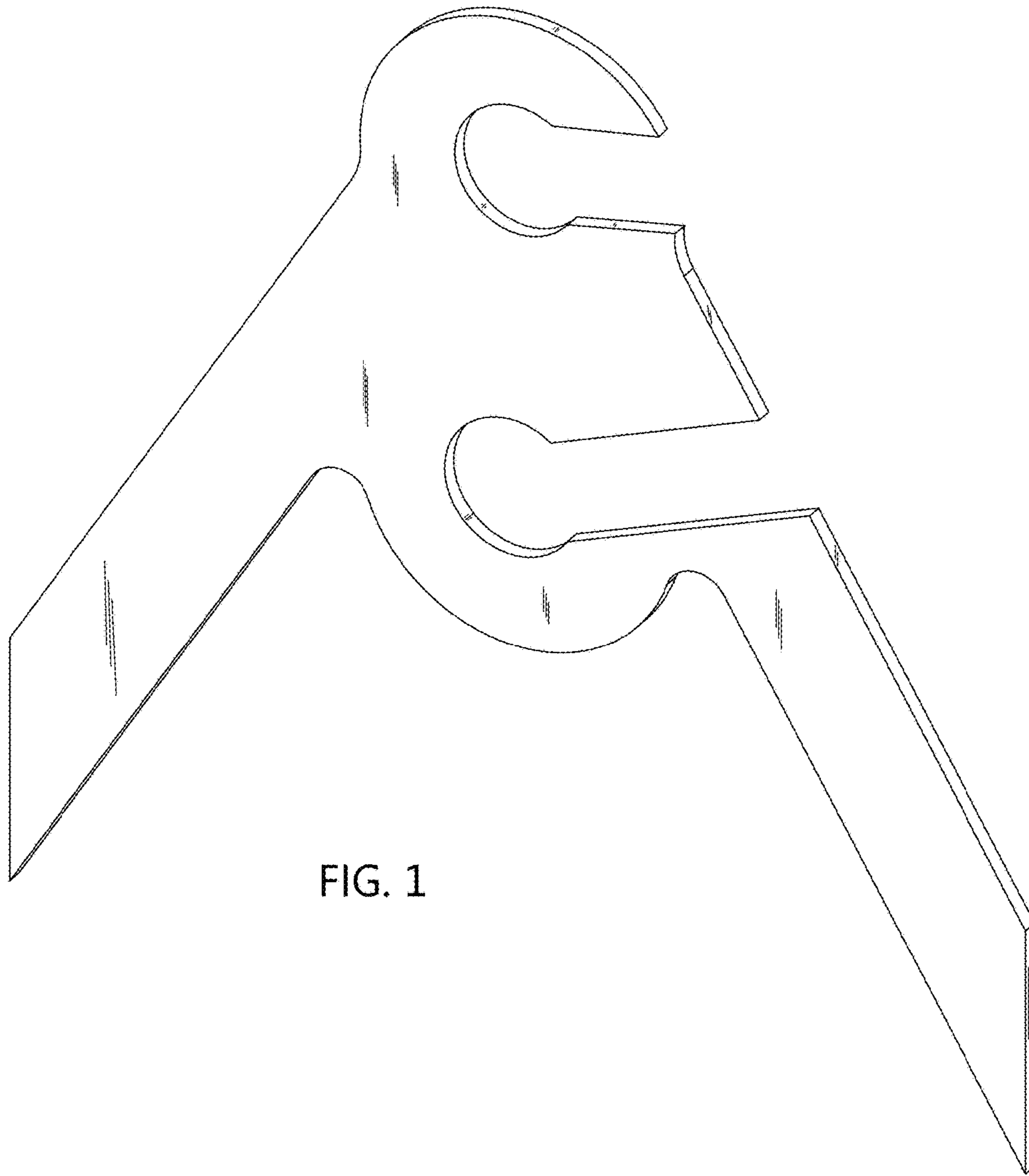


FIG. 1

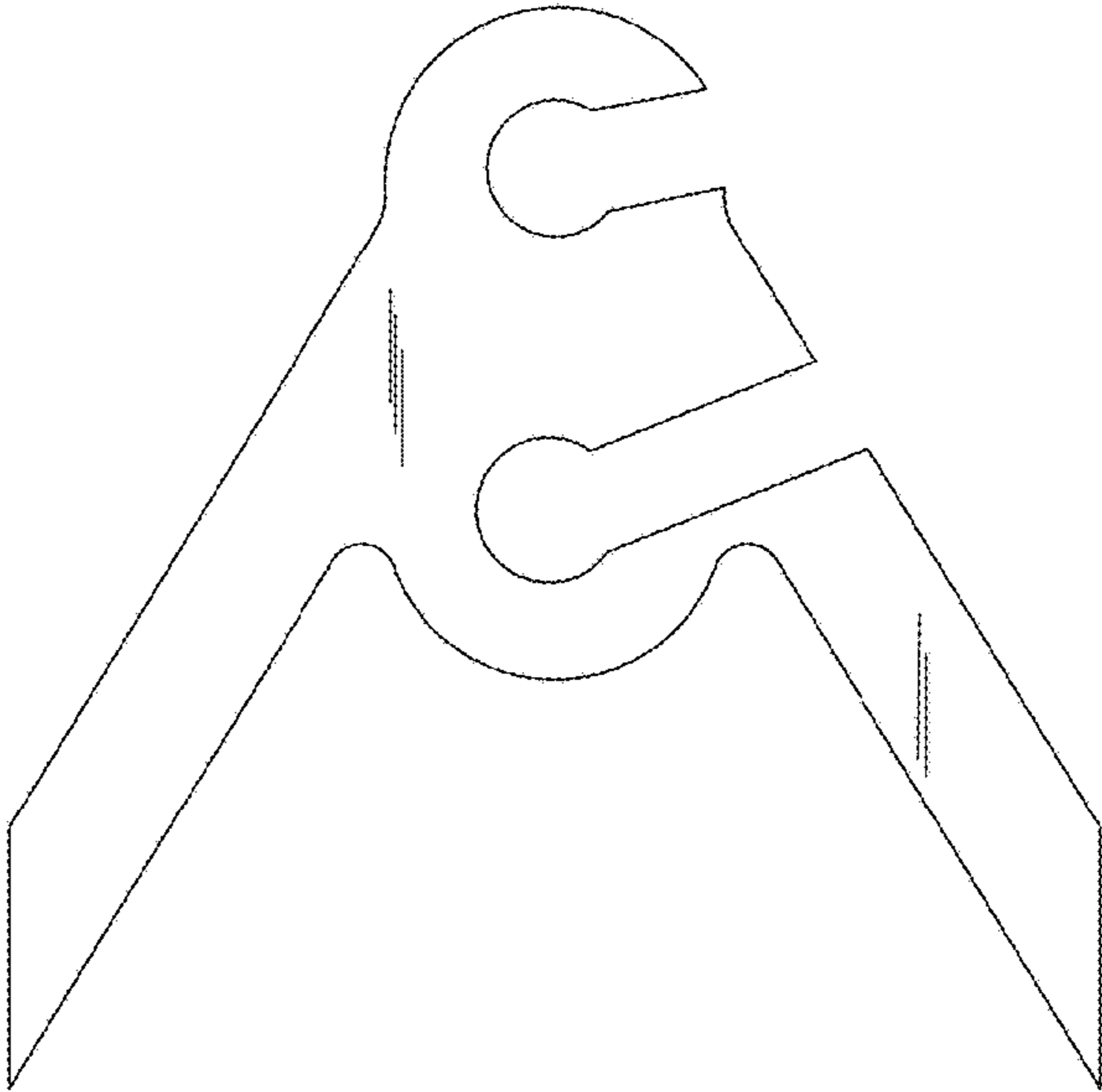


FIG. 2

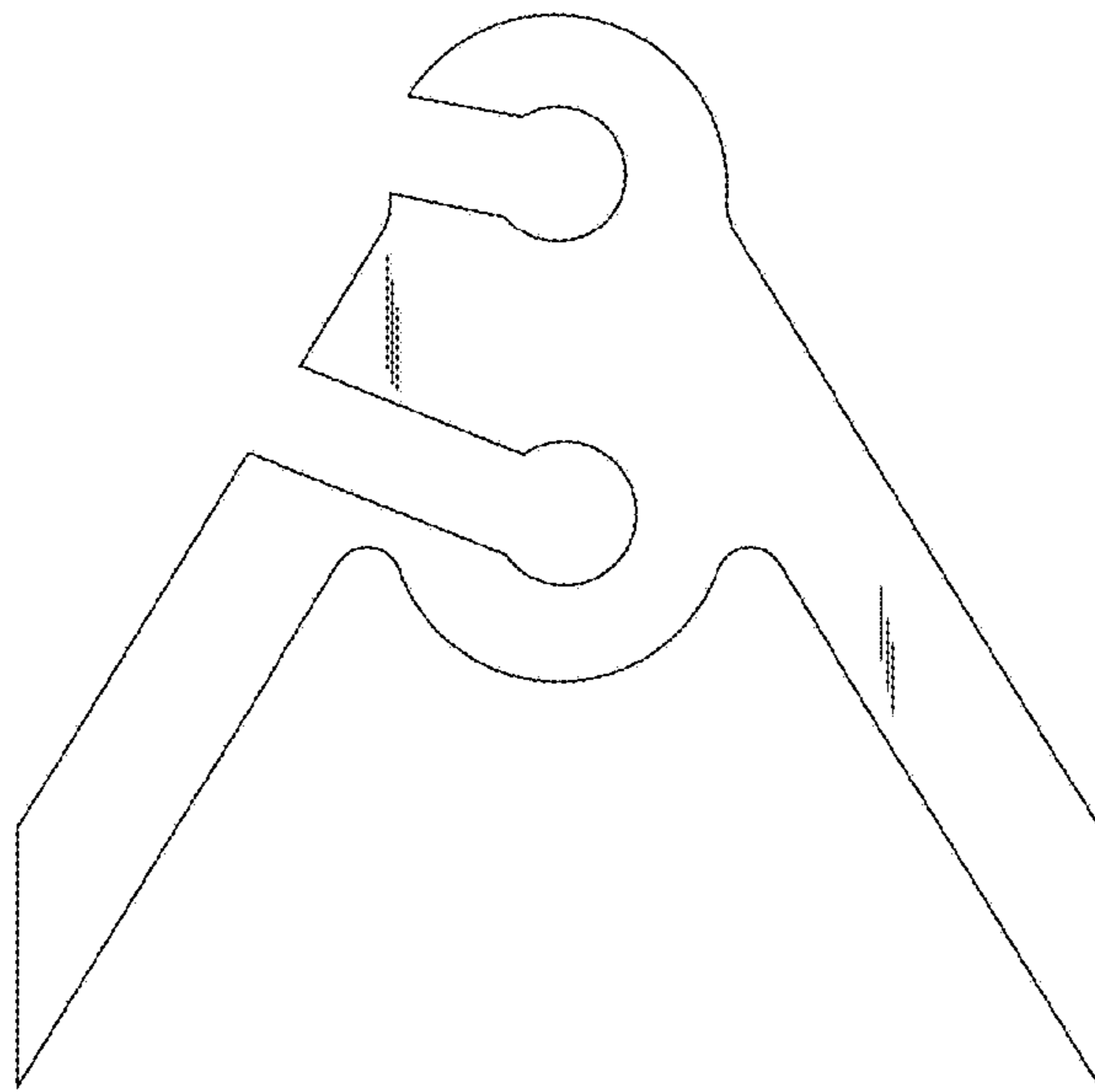


FIG. 3



FIG. 4




FIG. 5




FIG. 6




FIG. 7



