

US00D867072S

(12) **United States Design Patent** (10) **Patent No.:** **US D867,072 S**
Marck et al. (45) **Date of Patent:** **** Nov. 19, 2019**

(54) **DINNERWARE**

OTHER PUBLICATIONS

- (71) Applicant: **G.G. Marck & Associates, Inc.**,
Toledo, OH (US)
- (72) Inventors: **Gary G. Marck**, Holland, OH (US);
Mouin B. Elkhatib, Toledo, OH (US)
- (73) Assignee: **G.G. MARCK & ASSOCIATES**,
Toledo, OH (US)
- (**) Term: **15 Years**
- (21) Appl. No.: **29/621,318**
- (22) Filed: **Oct. 6, 2017**

Stockyard Plate: <https://foodservice.libbey.com/Product-Repository/Plates7/0anguageyeng-US>.

Primary Examiner — Cynthia R Underwood
(74) *Attorney, Agent, or Firm* — Michael E. Dockins;
Shumaker, Loop & Kendrick, LLP

(57) **CLAIM**

The ornamental design for dinnerware, as shown and described.

Related U.S. Application Data

DESCRIPTION

- (62) Division of application No. 29/550,914, filed on Jan. 8, 2016, now Pat. No. Des. 803,003.
- (51) **LOC (12) Cl.** **07-01**
- (52) **U.S. Cl.**
USPC **D7/587**
- (58) **Field of Classification Search**
USPC D7/500, 587, 565, 560, 543
CPC A47G 19/025; A47G 19/02
See application file for complete search history.

The patent or application file contains at least one drawing executed in color. Copies of this patent or patent application publication with color drawing(s) will be provided by the Office upon request and payment of the necessary fee.
FIG. 1 is a perspective view of dinnerware according to an embodiment of the invention;
FIG. 2 is a top plan view thereof;
FIG. 3 is a bottom plan view thereof;
FIG. 4 is a front elevational view thereof;
FIG. 5 is a rear elevational view thereof;
FIG. 6 is a left side elevational view thereof; and
FIG. 7 is a right side elevational view thereof;
FIG. 8 is a perspective view of dinnerware according to a second embodiment of the invention;
FIG. 9 is a top plan view thereof;
FIG. 10 is a bottom plan view thereof;
FIG. 11 is a front elevational view thereof;
FIG. 12 is a rear elevational view thereof;
FIG. 13 is a left side elevational view thereof; and,
FIG. 14 is a right side elevational view thereof.
The broken lines represent environment and form no part of the claim.


(56) **References Cited**

U.S. PATENT DOCUMENTS

- 1,567,234 A * 12/1925 Brucker A21B 3/13
249/136
- D95,867 S 6/1935 Sebring
- D119,166 S * 2/1940 Guild D7/565
- D175,753 S * 10/1955 Barnhart D7/540
- D243,912 S * 4/1977 Daenen D7/584
- D250,929 S * 1/1979 Gerstman D7/565
- D286,726 S * 11/1986 Daenen D7/587
- D352,207 S * 11/1994 Jaworski D7/565
- D382,766 S * 8/1997 Hamada D7/354
- D394,189 S * 5/1998 Reynaert D7/523
- D442,831 S * 5/2001 Jacobs D7/584

(Continued)

1 Claim, 8 Drawing Sheets
(4 of 8 Drawing Sheet(s) Filed in Color)



(56)

References Cited

U.S. PATENT DOCUMENTS

D450,220	S	11/2001	Walz	
D478,473	S	8/2003	Zettle	
D482,574	S *	11/2003	Mountain	D7/586
D511,074	S *	11/2005	Claypool	D7/602
D549,040	S *	8/2007	Henry	D7/354
D564,877	S	3/2008	Hood et al.	
D575,992	S *	9/2008	LeGreve	D7/586
D598,238	S *	8/2009	Durdon	D7/354
D601,309	S *	9/2009	Babal	D30/129
D607,329	S *	1/2010	Diss	D7/587
D630,897	S *	1/2011	Jarvis	D7/407
D660,651	S	5/2012	Peters	
D690,166	S *	9/2013	Montgomery	D7/586
D693,647	S	11/2013	Seyers et al.	
D701,088	S *	3/2014	Hone	D7/505
D702,089	S	4/2014	Seyers et al.	
D709,317	S *	7/2014	Cheng	D7/354
D711,191	S	8/2014	Lee	
D737,634	S	9/2015	Brown et al.	
D738,159	S *	9/2015	Cheng	D7/354
D742,585	S	11/2015	Bennett	
D756,715	S	5/2016	Ricciardi	
D760,951	S *	7/2016	Bennett	D27/136
D761,061	S *	7/2016	McConnell	D7/587
D787,274	S *	5/2017	Gagnon	D7/586
D792,166	S *	7/2017	Kirsh	D7/601
D807,121	S *	1/2018	Mittal	D7/587
D816,417	S *	5/2018	Hutton	D7/565
D823,643	S *	7/2018	Paul	D7/584
D828,726	S *	9/2018	Epley	D7/602
D835,943	S *	12/2018	Arseneau	D7/586
D845,715	S *	4/2019	Brownell	D7/545
2002/0112614	A1 *	8/2002	Zoss	A21B 3/131 99/426

* cited by examiner




FIG. 1




FIG. 2




FIG. 3




FIG. 4




FIG. 5




FIG. 6




FIG. 7

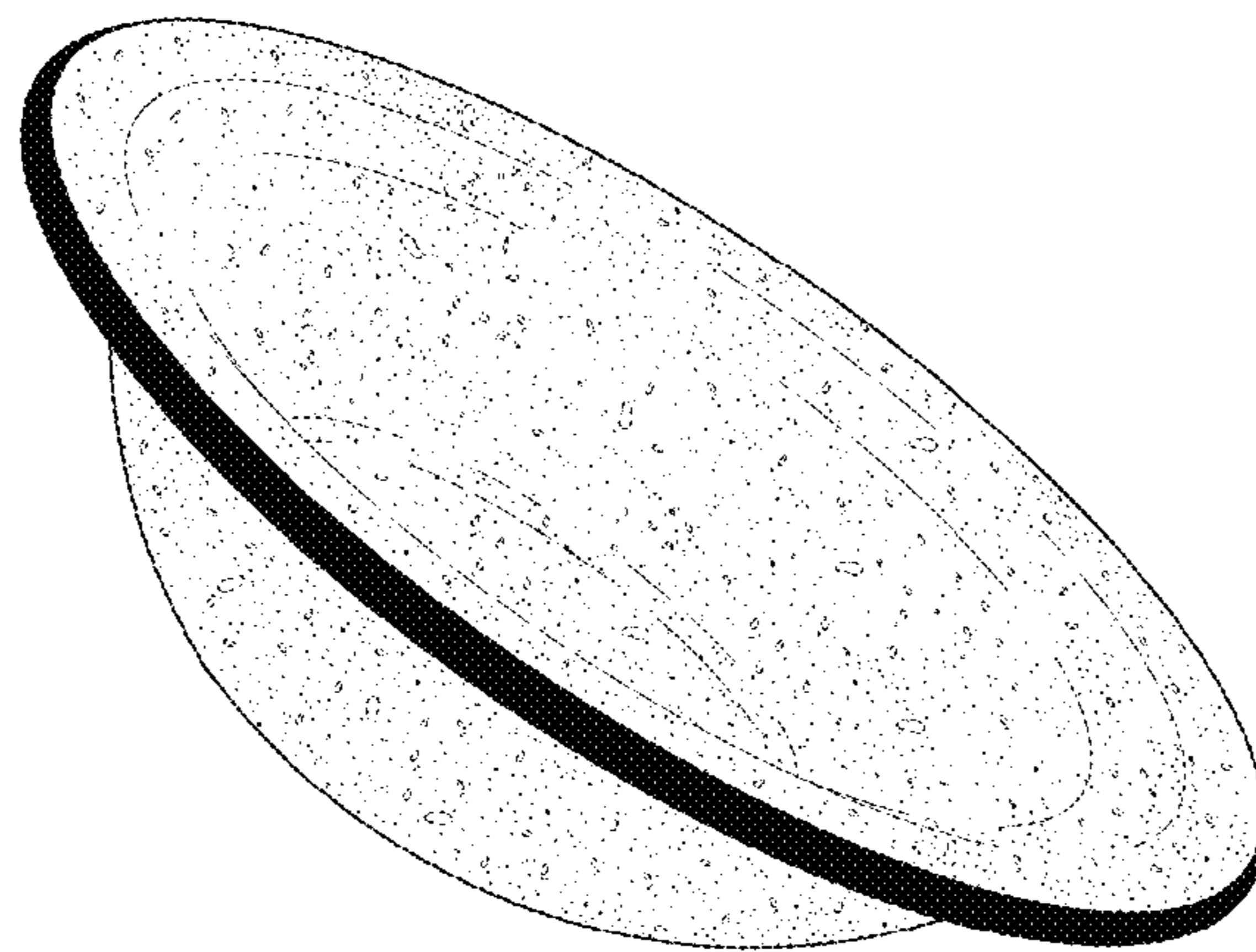


FIG. 8

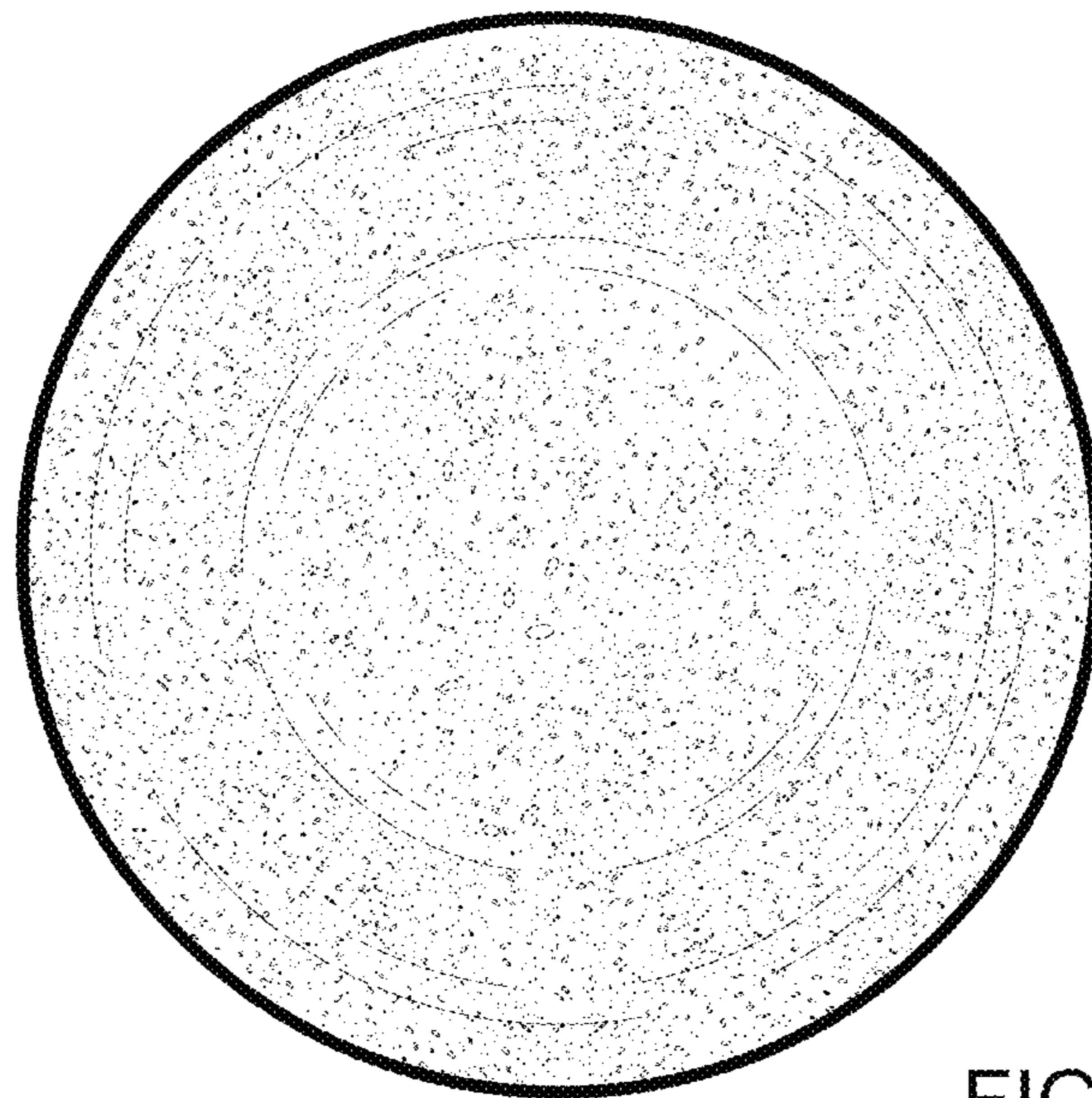


FIG. 9

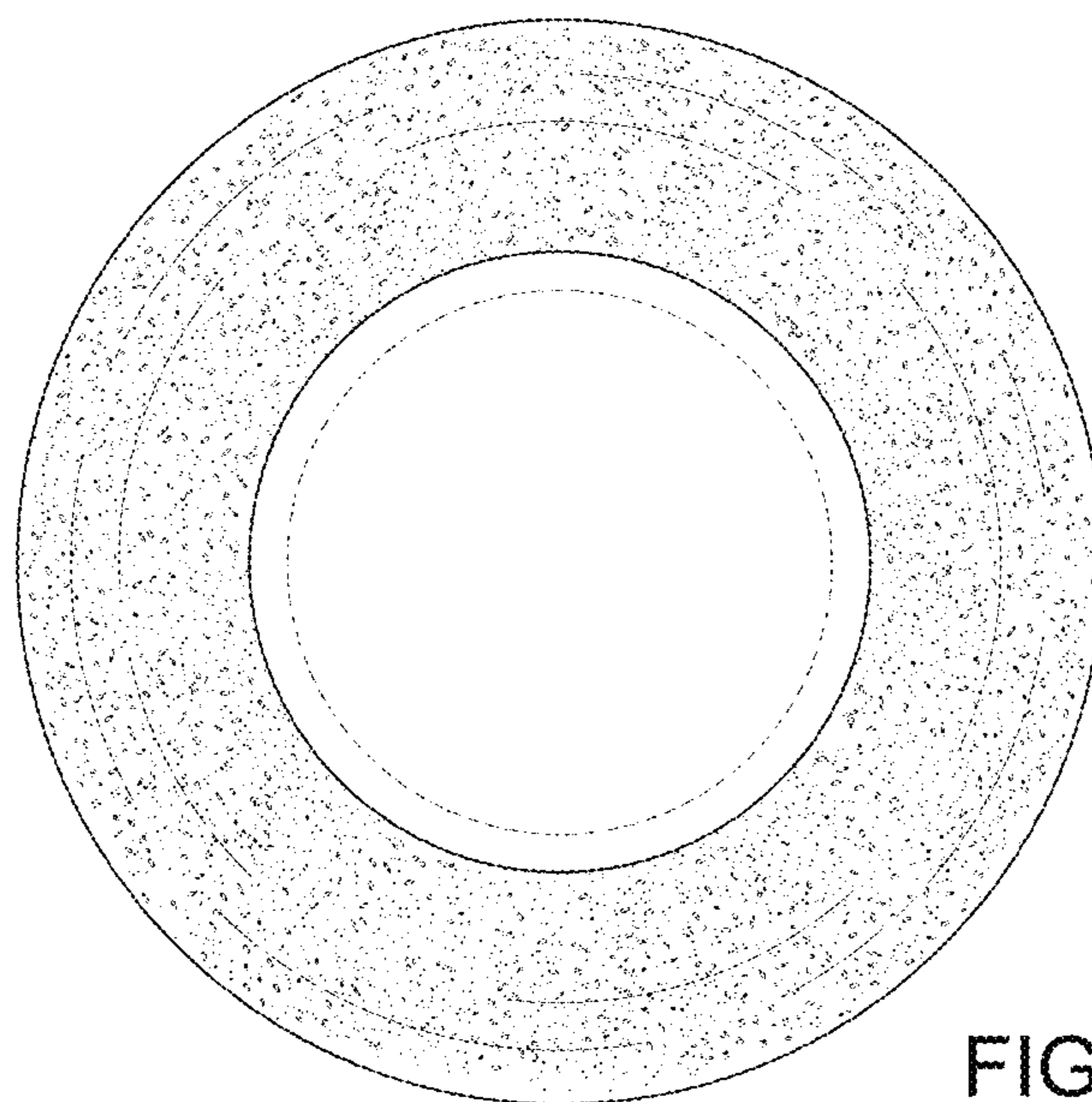


FIG. 10




FIG. 11




FIG. 12




FIG. 13




FIG. 14