



US00D867049S

(12) **United States Design Patent** (10) **Patent No.:** **US D867,049 S**
Demers et al. (45) **Date of Patent:** **** Nov. 19, 2019**

(54) **SQUARE BAKING PAN**

(56) **References Cited**

(71) Applicant: **ANCHOR HOCKING, LLC**,
Columbus, OH (US)
(72) Inventors: **Brian Joseph Demers**, Charlotte, NC
(US); **Ludwin Miguel Mora**,
Columbus, OH (US)
(73) Assignee: **ANCHOR HOCKING LLC**,
Columbus, OH (US)
(**) Term: **15 Years**
(21) Appl. No.: **29/668,833**
(22) Filed: **Nov. 2, 2018**

U.S. PATENT DOCUMENTS

D7,948 S *	12/1874	Bryce	D7/562
D212,812 S	11/1968	Benes		
D417,367 S	12/1999	Laib		
D418,017 S	12/1999	Henry		
D456,306 S	4/2002	Master		
D459,270 S	6/2002	Kumar		
D527,217 S	8/2006	Morgan		
D533,080 S *	12/2006	Darin	D9/761
D578,339 S	10/2008	Courington		
D578,928 S *	10/2008	White	D11/152
D579,816 S *	11/2008	Lambert	D11/152
D581,204 S	11/2008	Simon		
D592,671 S *	5/2009	Moshes	D14/484.1
D618,557 S *	6/2010	Jin	D9/545
D656,034 S *	3/2012	Wanders	D9/428
D663,570 S	7/2012	Sarnoff		
D674,244 S	1/2013	Sar Shalom		
D694,578 S	12/2013	Eide		

(Continued)

Related U.S. Application Data

(62) Division of application No. 29/615,232, filed on Aug. 28, 2017, now Pat. No. Des. 835,935.
(51) **LOC (12) Cl.** **07-02**
(52) **U.S. Cl.**
USPC **D7/354**
(58) **Field of Classification Search**
USPC D7/323, 354-361, 543, 545, 549, 550.1, D7/553.1-553.8, 554.1-554.4, 555, 562, D7/575, 584, 586, 645, 688; D9/430-433, 455-456, 655, 661, 737, D9/756-762; D11/152; D14/484.1
CPC .. A21B 3/00; A21B 3/003; A21B 3/13; A21B 3/15; A21B 3/134; A21B 5/00; A21B 5/02; A44C 27/00; A47J 36/022; A47J 36/025; A47J 36/027; A47J 37/00; A47J 37/04; A47J 43/28; A47J 43/284; B65D 1/22; B65D 1/24; B65D 1/34; B65D 1/36; B65D 81/343; B65D 85/36
See application file for complete search history.

Primary Examiner — Ricky Pham

(74) *Attorney, Agent, or Firm* — Tucker Ellis LLP; Carlos Garritano

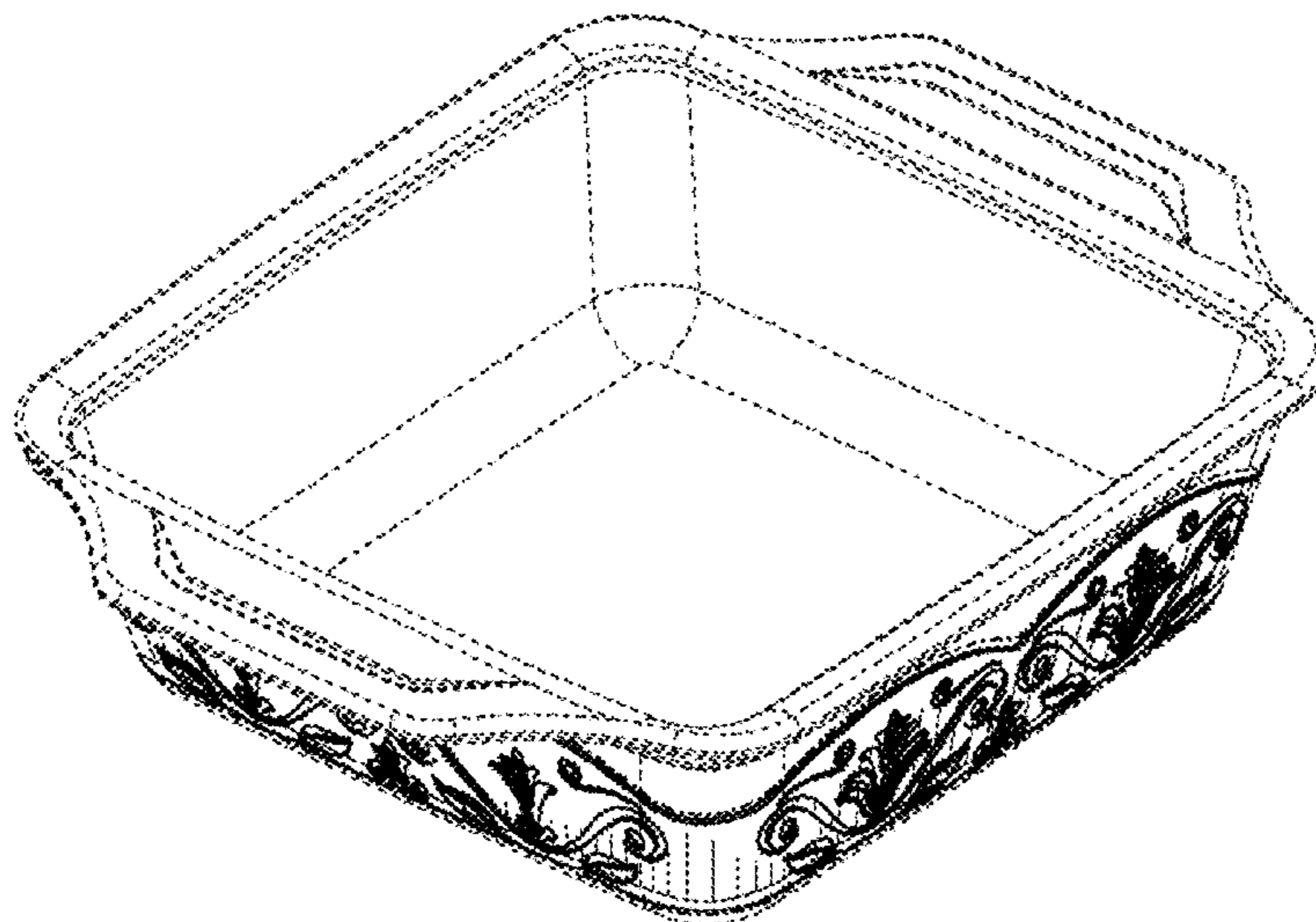
(57) **CLAIM**

The ornamental design for a square baking pan, as shown and described.

DESCRIPTION

FIG. 1 is a top perspective view of another embodiment of the square baking pan.
FIG. 2 is a front view thereof, the opposite rear view being a mirror image thereof.
FIG. 3 is a side view thereof, the opposite side view being a mirror image thereof.
FIG. 4 is a top view thereof; and,
FIG. 5 is a bottom view thereof.
The broken lines shown in the drawings are for illustrative purposes only and form no part of the claimed design.

1 Claim, 4 Drawing Sheets



(56)

References Cited

U.S. PATENT DOCUMENTS

D716,611 S	*	11/2014	Pople	D7/396.4
D731,230 S		6/2015	Librus	
D734,102 S	*	7/2015	Schonfeld	D7/645
D734,990 S		7/2015	Pople	
D835,934 S	*	12/2018	Demers	D7/354
D835,935 S	*	12/2018	Demers	D7/354
D836,382 S	*	12/2018	Demers	D7/354
D842,641 S	*	3/2019	Demers	D7/354

* cited by examiner

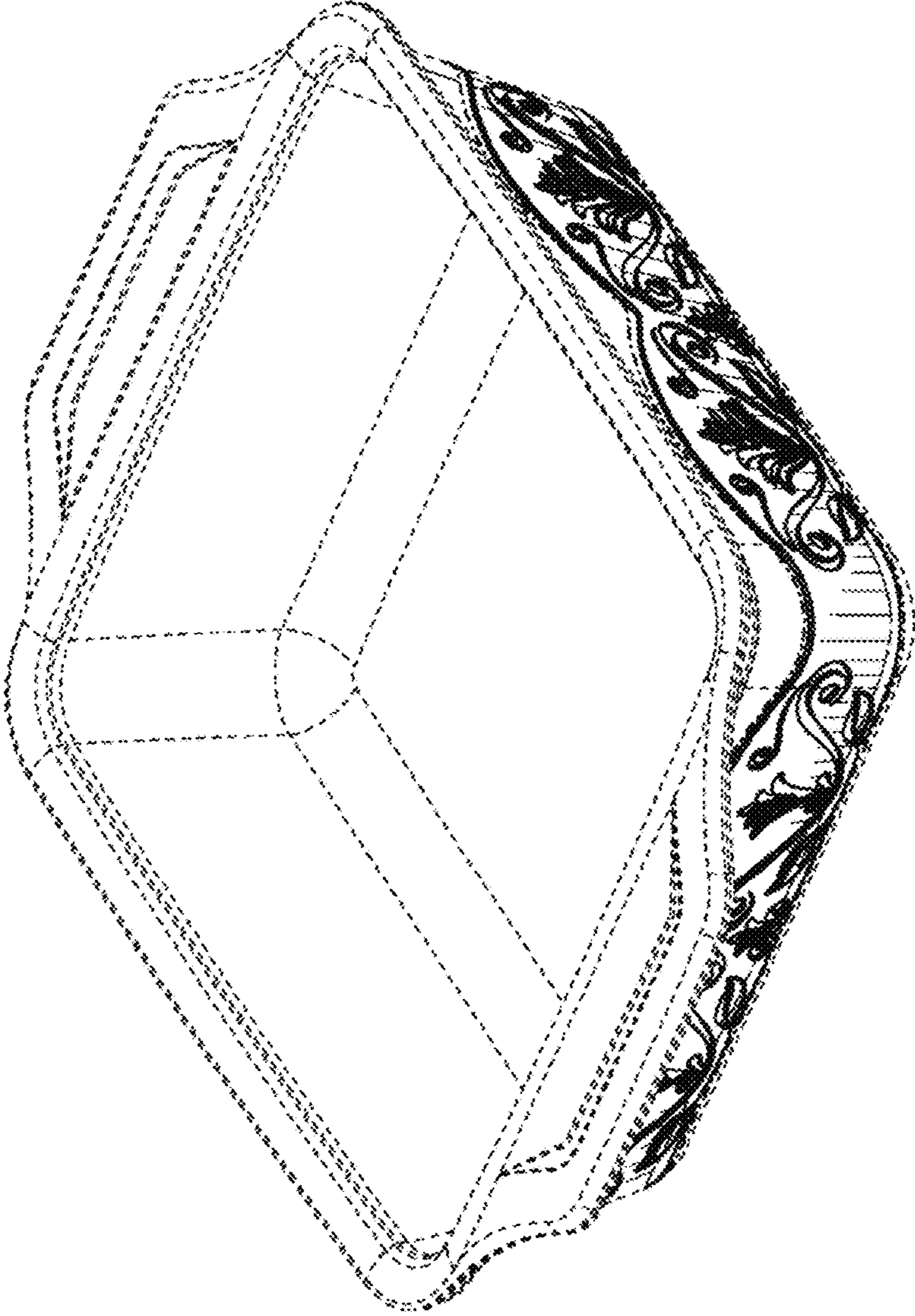


FIG. 1




FIG. 2



FIG. 3

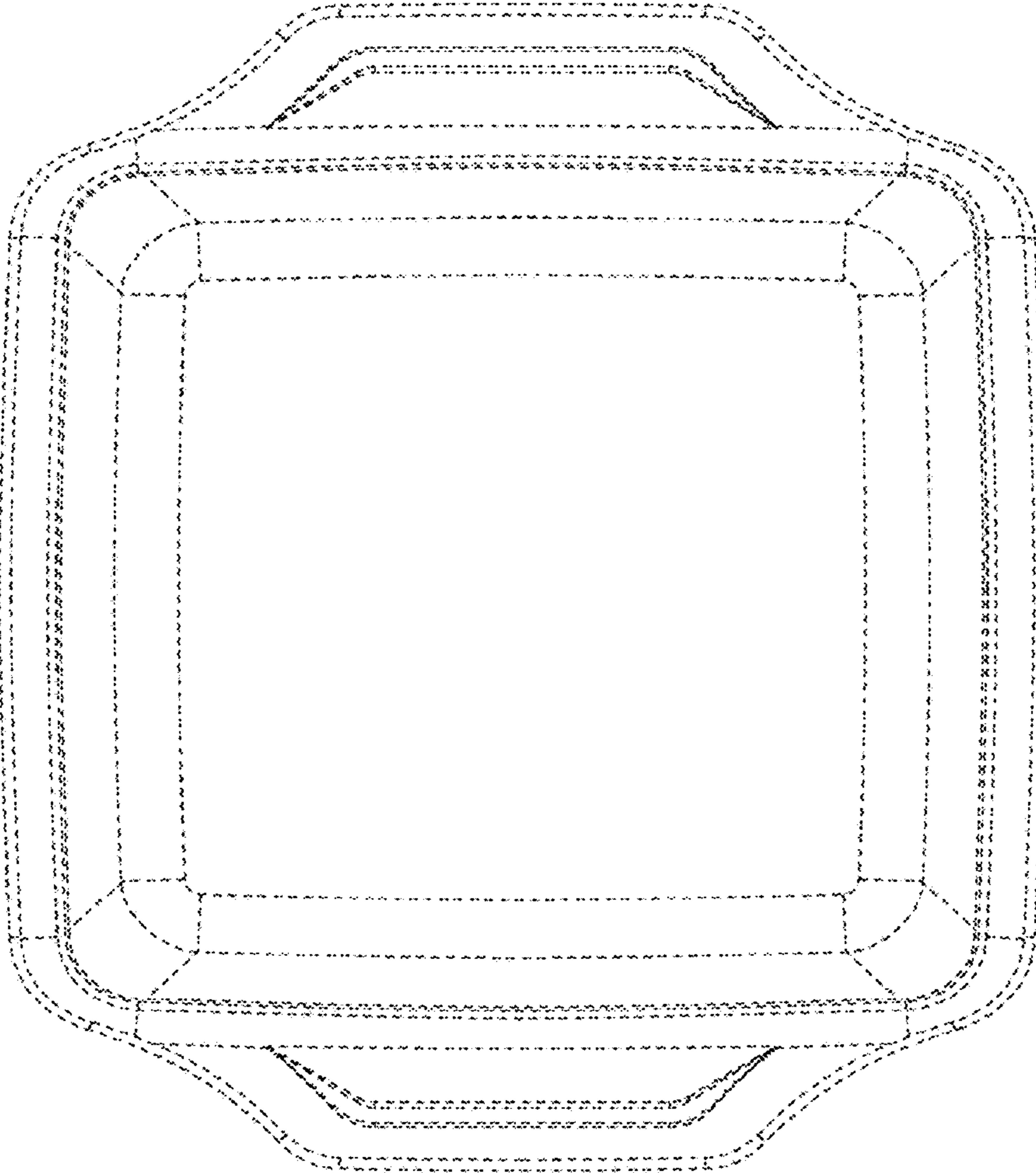


FIG. 4

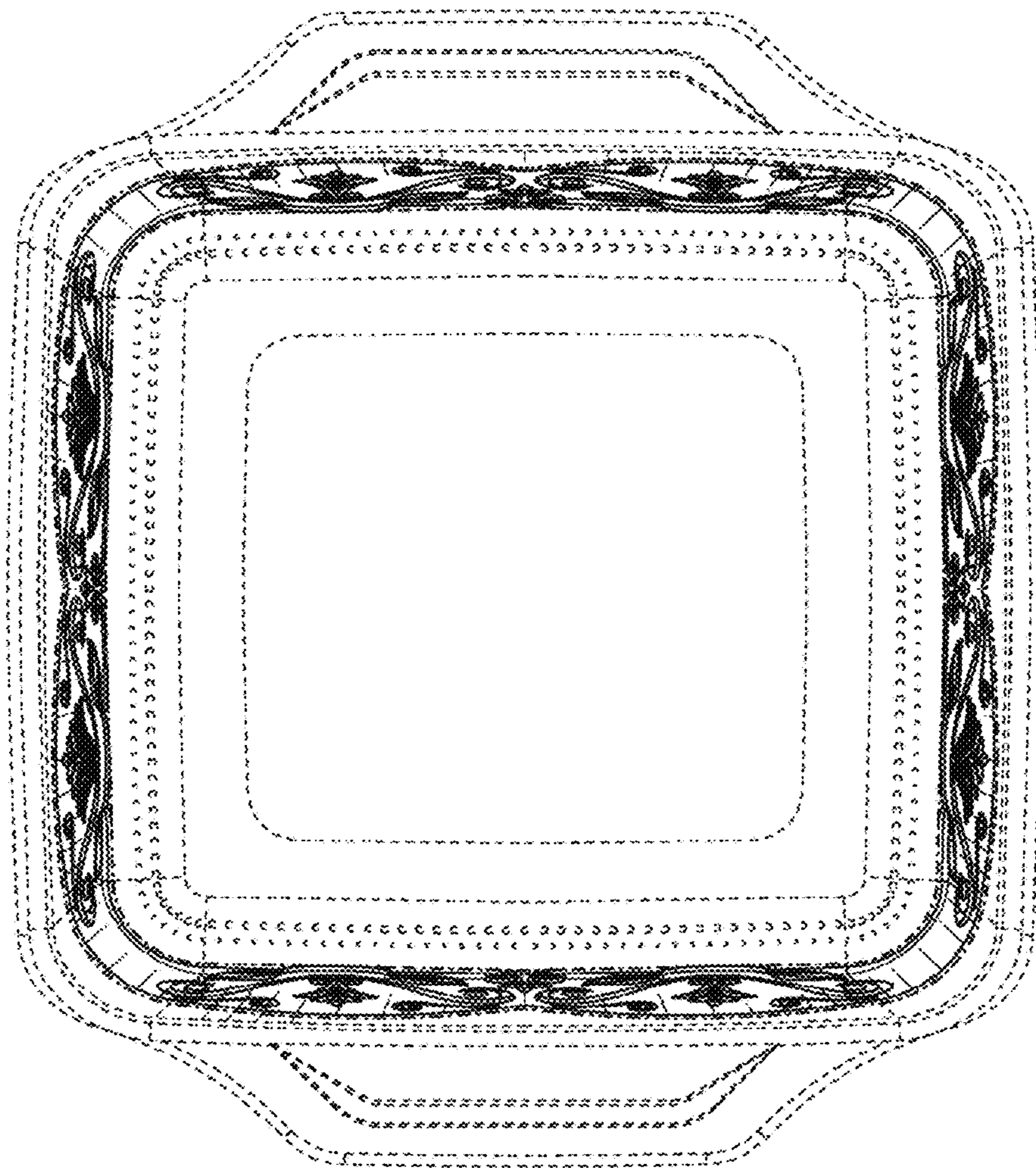


FIG. 5