



US00D867023S

(12) **United States Design Patent** (10) **Patent No.:** **US D867,023 S**  
**Yu** (45) **Date of Patent:** **\*\* Nov. 19, 2019**

- (54) **CAR SEAT COVER**
- (71) Applicant: **Easepal Enterprises Ltd.**, Xiamen, Fujian (CN)
- (72) Inventor: **Zhiyong Yu**, Fujian (CN)
- (73) Assignee: **Easepal Enterprises Ltd.**, Xiamen (CN)
- (\*\*) Term: **15 Years**
- (21) Appl. No.: **29/657,216**
- (22) Filed: **Jul. 19, 2018**
- (51) **LOC (12) Cl.** ..... **06-13**
- (52) **U.S. Cl.**  
USPC ..... **D6/611**
- (58) **Field of Classification Search**  
USPC ..... D6/601-603, 606, 608, 610-612, 617;  
D14/239, 450; D12/401, 416, 425  
CPC ..... A47C 27/001; A47C 27/002; A47C 31/10;  
A47C 31/105; A47C 31/11; A47C 31/113;  
A47C 31/116; A47C 4/28; A47C 7/02;  
A47C 7/021; A47C 7/022; A47C 7/386;  
A47C 7/42; A47C 7/68; B60N 2/60;  
B60N 2/58; B60N 2/585; B60N 2/6009  
See application file for complete search history.

- (56) **References Cited**  
U.S. PATENT DOCUMENTS  
4,772,070 A \* 9/1988 Leto, Jr. .... B60N 2/60  
297/218.1  
D440,107 S \* 4/2001 Hsu ..... D6/611  
D476,492 S \* 7/2003 Yamamoto ..... D6/335  
D591,068 S \* 4/2009 Corradi ..... D6/356

D676,691	S	*	2/2013	Bala	.....	D6/716.4
D730,083	S	*	5/2015	Walsh	.....	D6/611
D790,256	S	*	6/2017	Goddard	.....	D6/601
D824,700	S	*	8/2018	Wang	.....	D6/611
10,046,683	B2	*	8/2018	Line	.....	B60N 2/504
2016/0088949	A1	*	3/2016	Yakubyak	.....	B60N 2/60 297/217.4
2018/0215294	A1	*	8/2018	Hosbach	.....	B60N 2/60
2018/0229682	A1	*	8/2018	Xu	.....	B60N 2/58
2018/0312087	A1	*	11/2018	Ishii	.....	A47C 31/02
2019/0023163	A1	*	1/2019	Schrey	.....	B60N 2/58
2019/0039489	A1	*	2/2019	Fang	.....	B60N 2/6063

\* cited by examiner

*Primary Examiner* — Kevin K Rudzinski  
*Assistant Examiner* — Clare Ann Gannon

(57) **CLAIM**

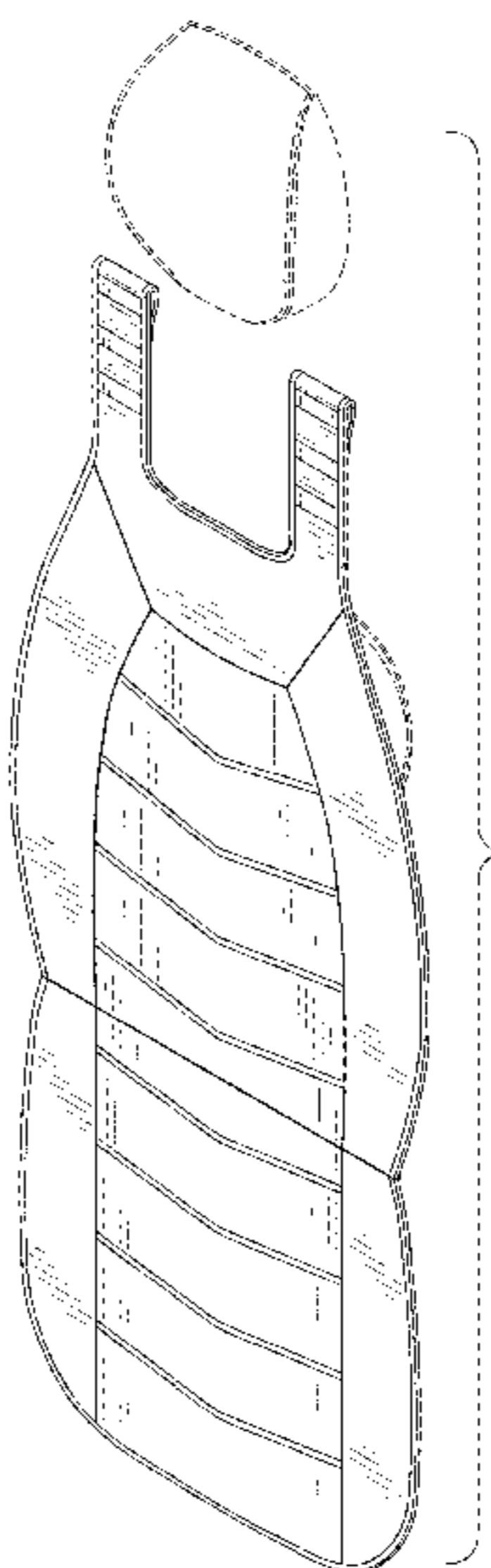
The ornamental design for a car seat cover, as shown and described.

**DESCRIPTION**

FIG. 1 is a top, front and right side perspective view of a car seat cover showing my new design;  
FIG. 2 is a top, rear and left side perspective view thereof;  
FIG. 3 is a front elevational view thereof;  
FIG. 4 is a rear elevational view thereof;  
FIG. 5 is a bottom, front and left side perspective view showing the car seat cover in a use state; and,  
FIG. 6 is a rear perspective view showing the car seat cover in a use state.

The broken lines depicting a headrest and car seat represent environment that forms no part of the claimed design. All other broken lines depict portions of the car seat cover that form no part of the claimed design.

**1 Claim, 6 Drawing Sheets**



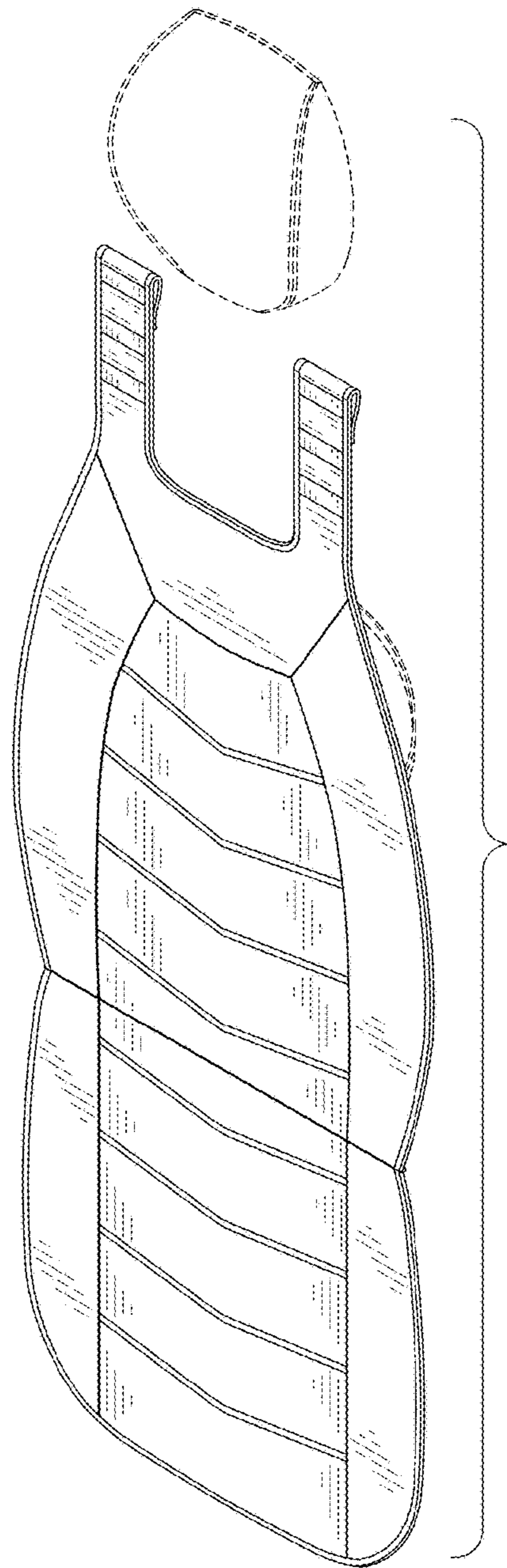


FIG. 1

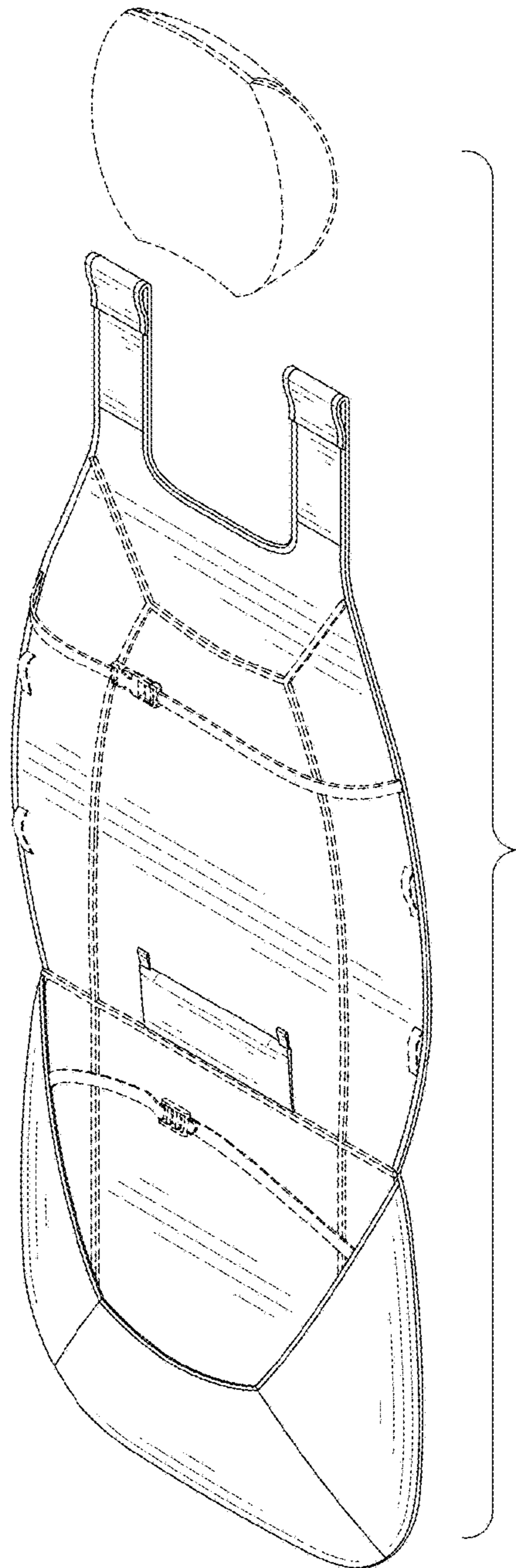


FIG. 2

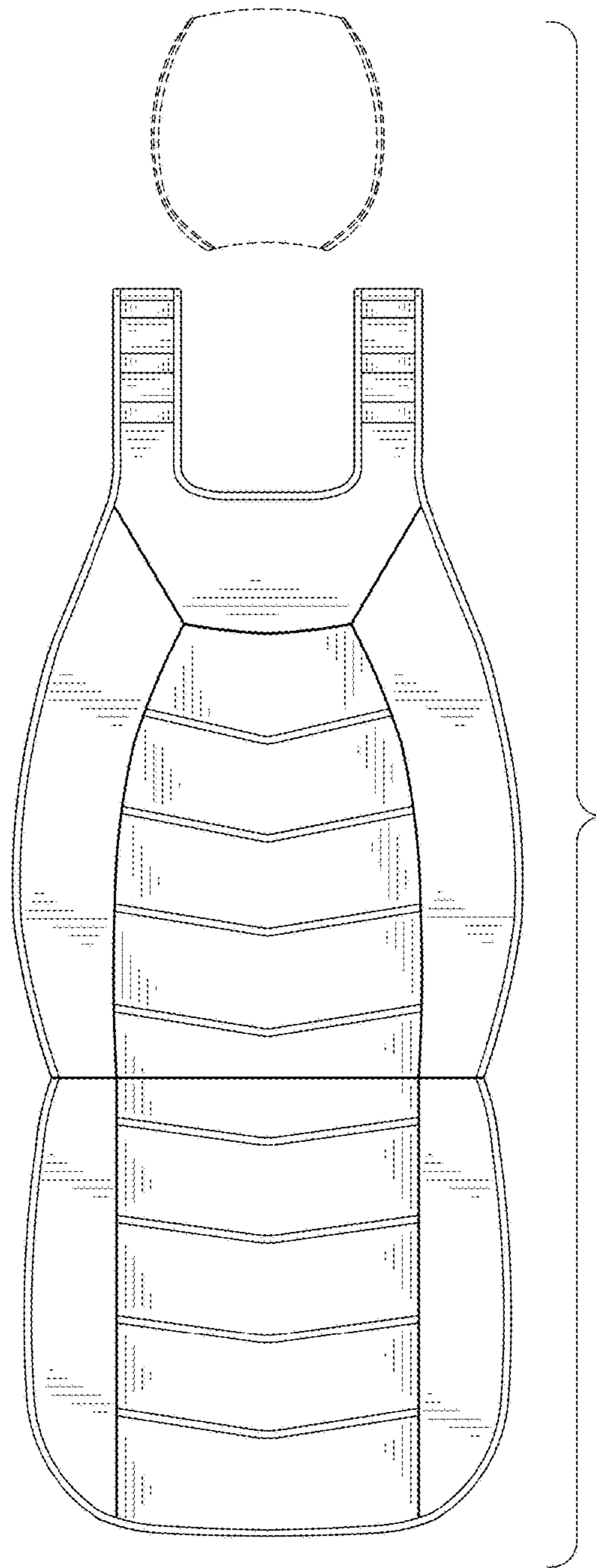


FIG. 3

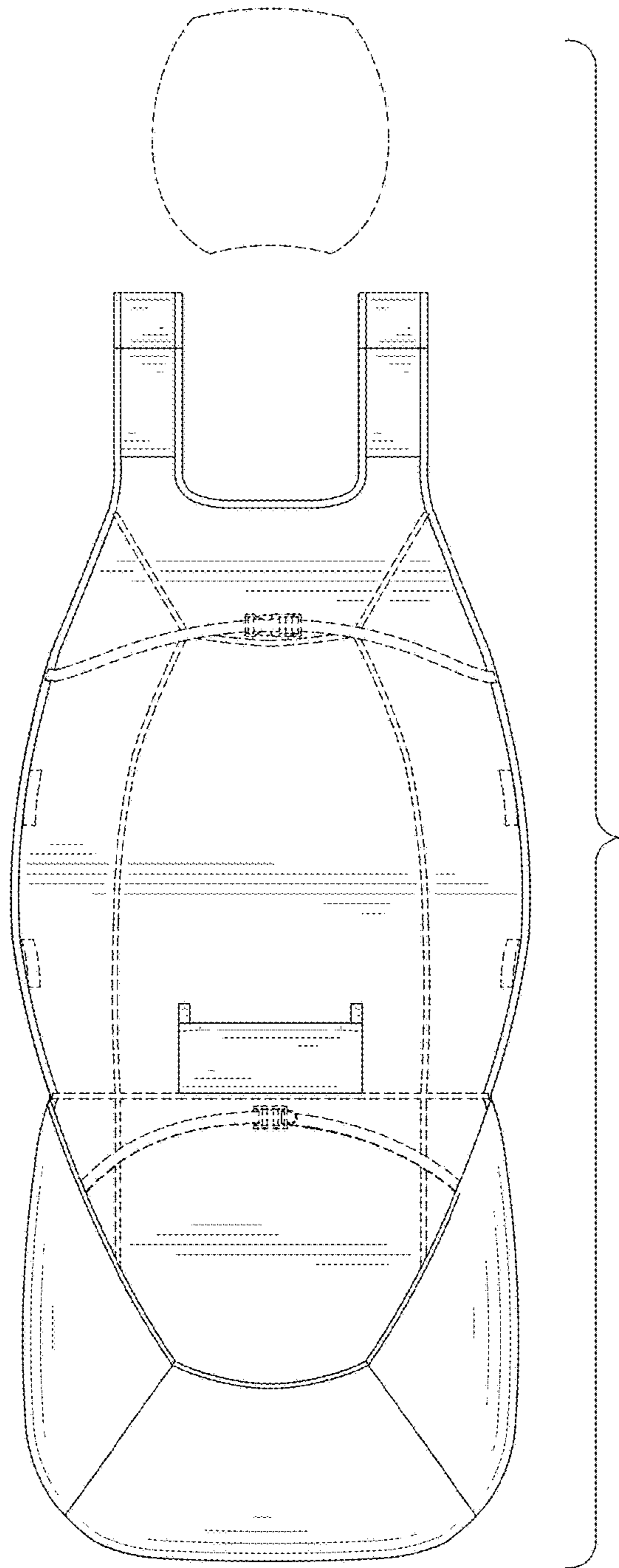


FIG. 4

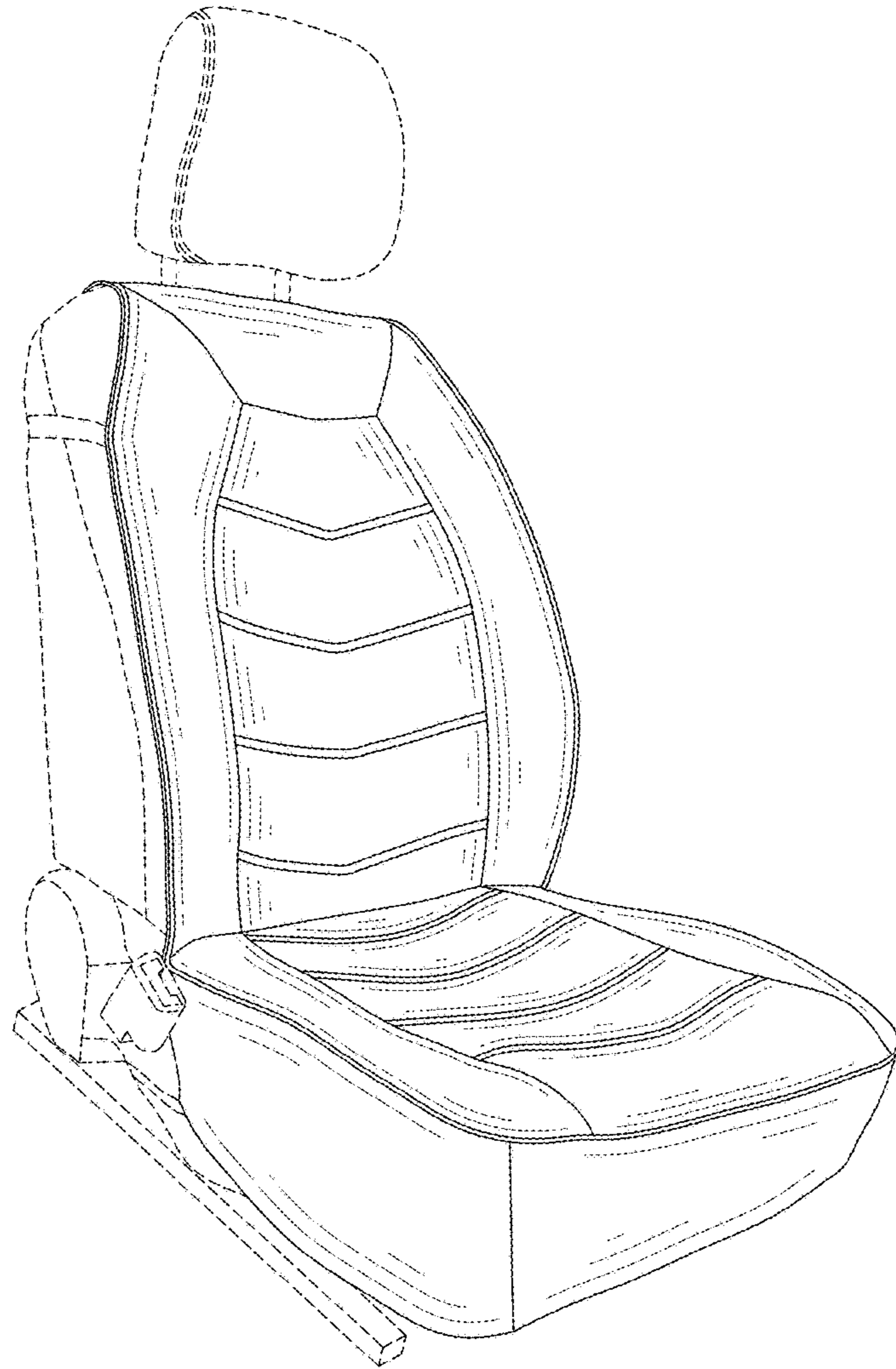


FIG. 5

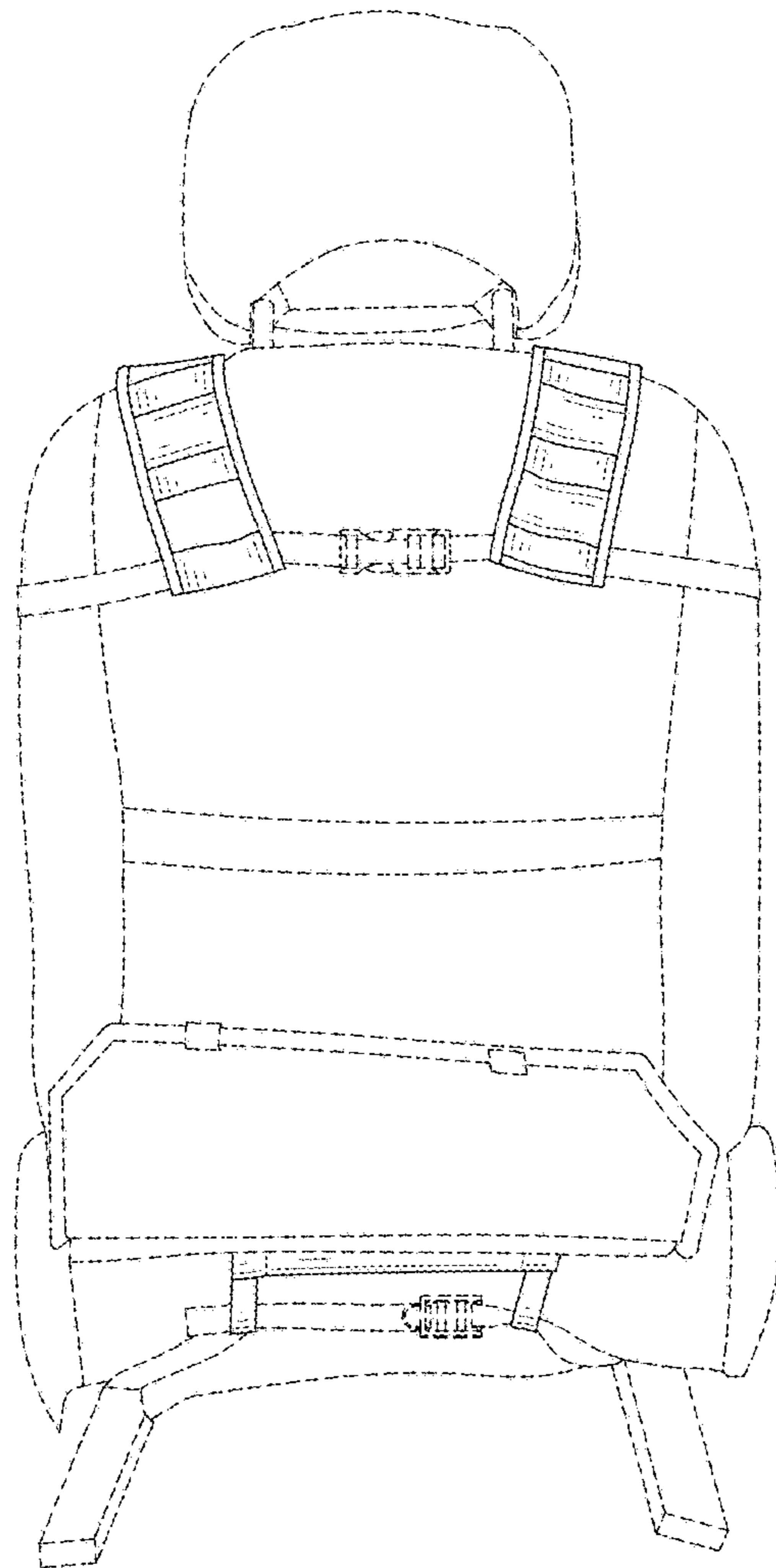


FIG. 6