



US00D866956S

(12) **United States Design Patent** (10) **Patent No.:** **US D866,956 S**
Wu (45) **Date of Patent:** **** Nov. 19, 2019**

(54) **BACKPACK**

(71) Applicant: **Shenzhen Xiangju Technology Co., Ltd**, Shenzhen (CN)

(72) Inventor: **Aizhen Wu**, Guangdong Province (CN)

(**) Term: **15 Years**

(21) Appl. No.: **29/702,004**

(22) Filed: **Aug. 15, 2019**

(51) **LOC (12) Cl.** **03-01**

(52) **U.S. Cl.**
USPC **D3/217**

(58) **Field of Classification Search**
USPC D3/216, 217
CPC A45F 3/04; A45F 4/02
See application file for complete search history.

(56) **References Cited**

U.S. PATENT DOCUMENTS

- 4,318,502 A * 3/1982 Lowe A45F 3/04
224/153
- 4,940,173 A * 7/1990 Jacober A45C 11/20
224/153
- D484,686 S * 1/2004 Nordstrom D3/216
- D702,434 S * 4/2014 Chalk D3/216
- D706,027 S * 6/2014 Hock D3/216
- D714,541 S * 10/2014 Anderson D3/217
- D758,715 S * 6/2016 Daniel D3/217
- D796,187 S * 9/2017 Bogue D3/217

- D802,295 S * 11/2017 Wu D3/217
- D844,979 S 4/2019 Munie et al.
- 2002/0139820 A1* 10/2002 Godshaw A45F 3/04
224/153
- 2009/0274398 A1* 11/2009 Men A45C 11/20
383/38

* cited by examiner

Primary Examiner — Jennifer L Watkins

(74) *Attorney, Agent, or Firm* — Zan IP

(57) **CLAIM**

The ornamental design for a backpack, as shown and described.

DESCRIPTION

FIG. 1 is a perspective view of a backpack, showing my new design;
 FIG. 2 is a front elevational view thereof
 FIG. 3 is a rear elevational view thereof;
 FIG. 4 is a left side elevational view thereof;
 FIG. 5 is a right side elevational view thereof;
 FIG. 6 is a top plan view thereof; and,
 FIG. 7 is a bottom plan view thereof.
 The broken lines in the figures illustrate portions of the backpack that form no part of the claimed design.

1 Claim, 7 Drawing Sheets

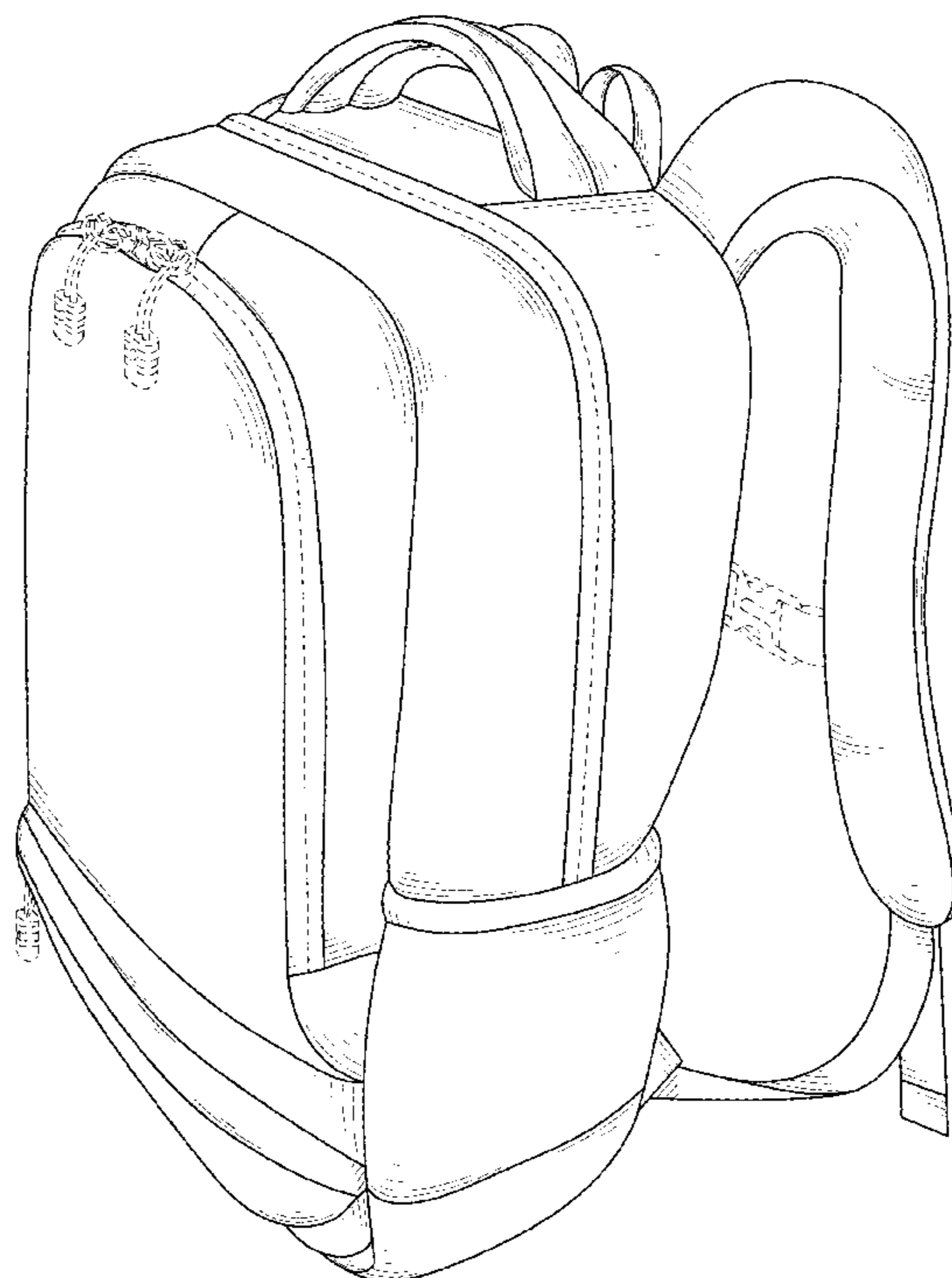




FIG. 1

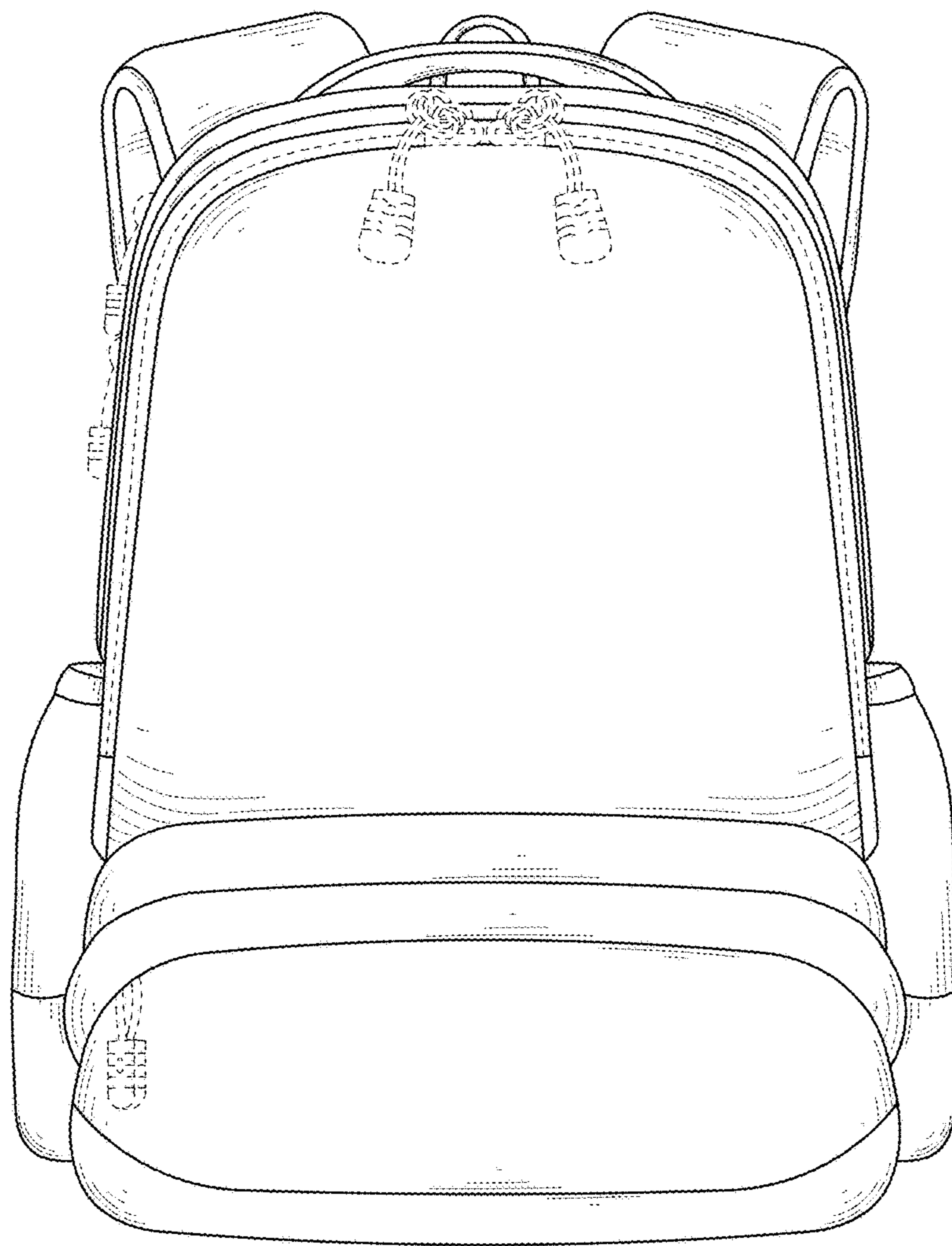


FIG. 2

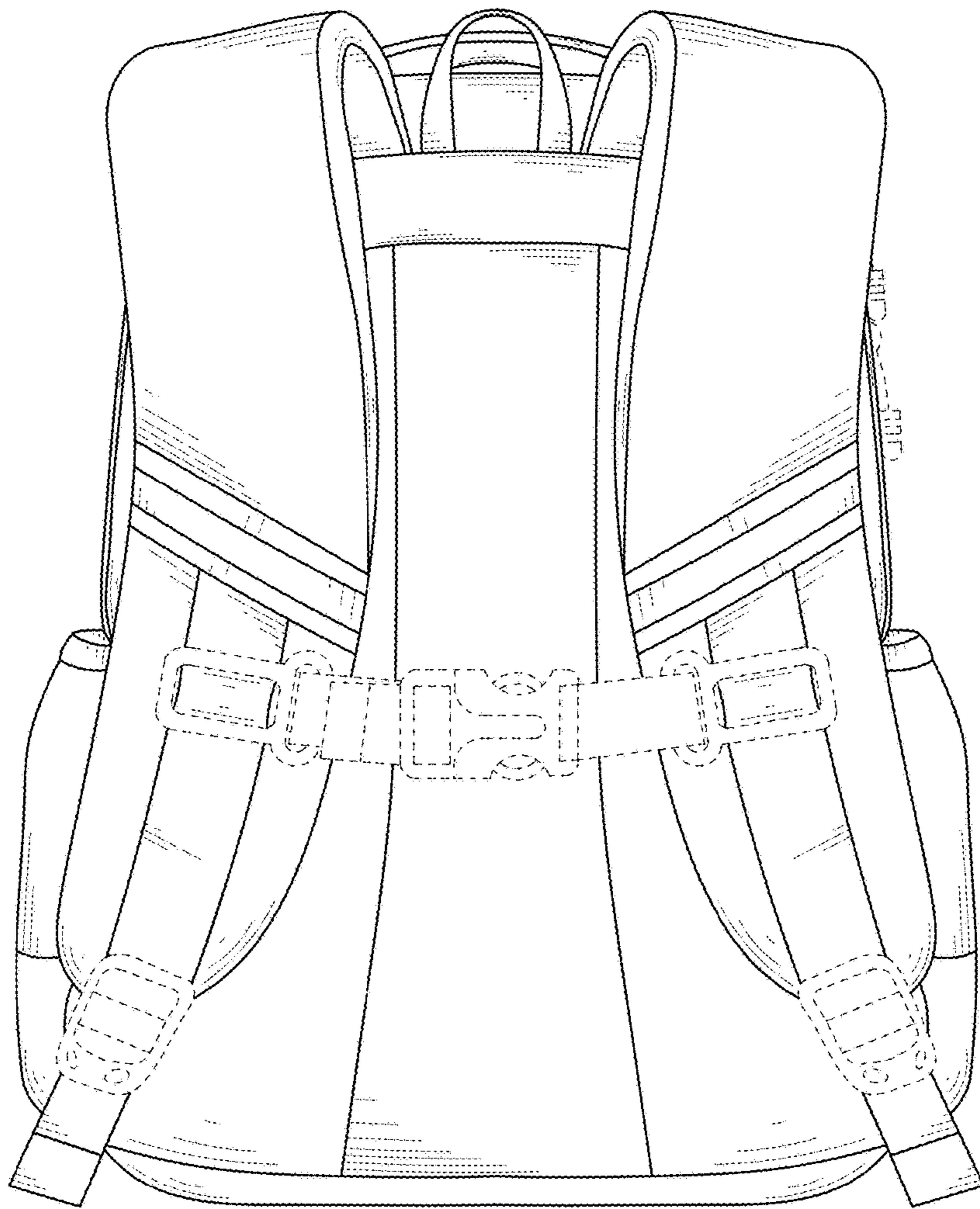


FIG. 3



FIG. 4



FIG. 5

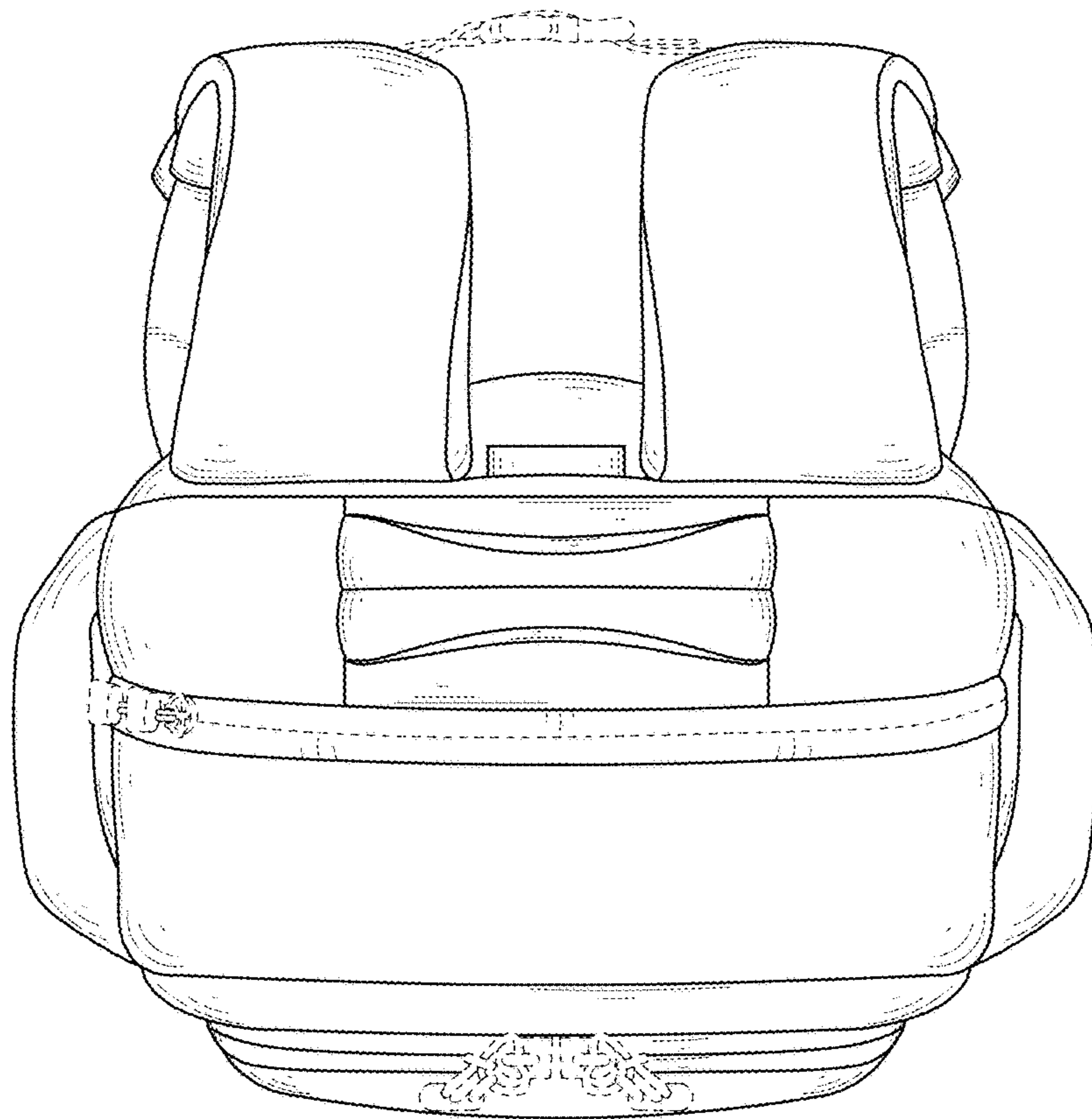


FIG. 6

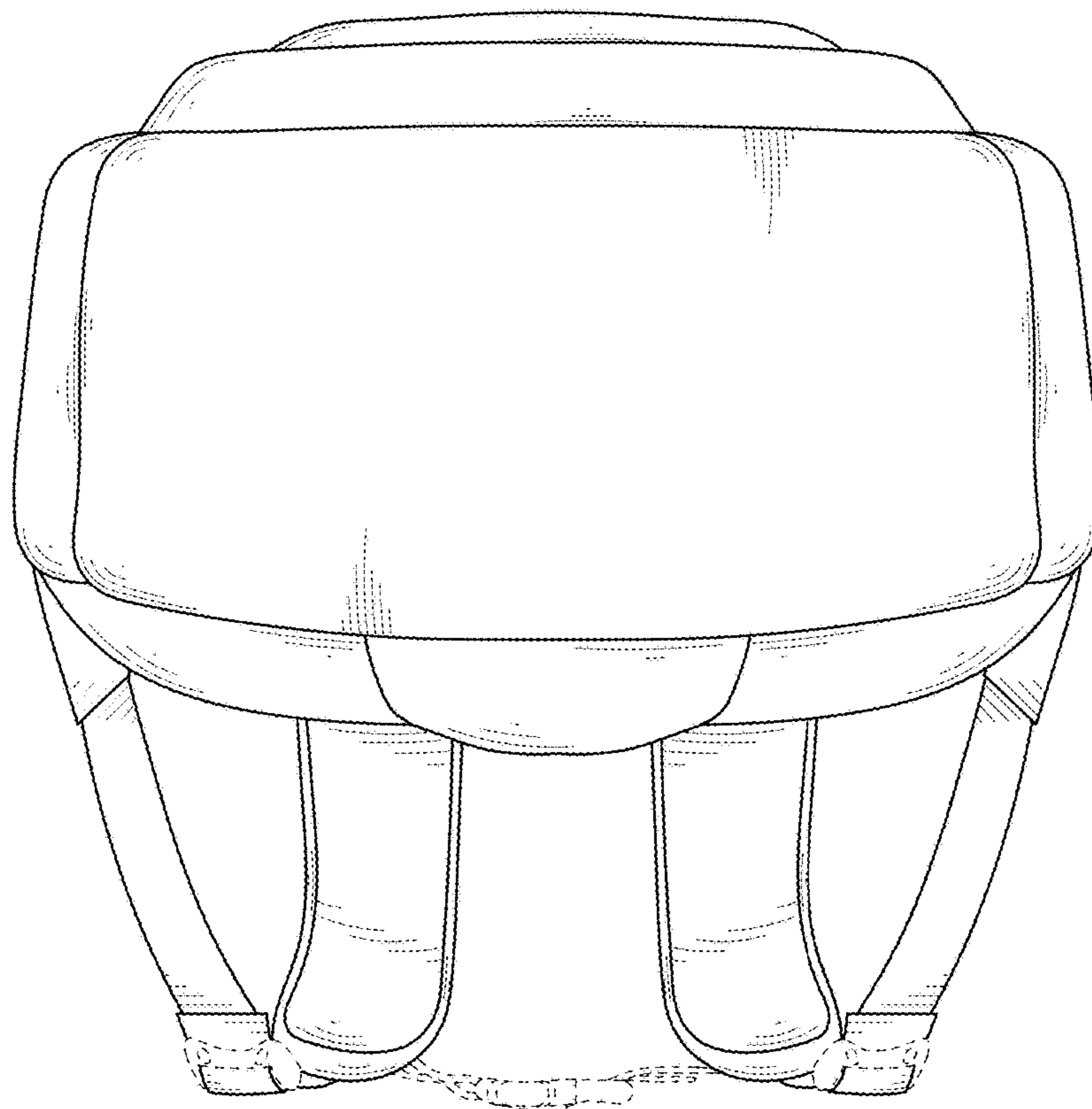


FIG. 7