

US00D866955S

(12) **United States Design Patent** (10) **Patent No.:** **US D866,955 S**
Napier et al. (45) **Date of Patent:** **** Nov. 19, 2019**

(54) **BABY CARRIER**
(71) Applicant: **CYBEX GMBH**, Bayreuth (DE)
(72) Inventors: **Petra Napier**, Bayreuth (DE); **Johanna Samou**, Bayreuth (DE)
(73) Assignee: **Cybez GmbH**, Bayreuth (DE)
(**) Term: **15 Years**
(21) Appl. No.: **35/504,587**
(22) Filed: **Sep. 13, 2017**

(80) **Hague Agreement Data**

Int. Filing Date: **Sep. 13, 2017**
Int. Reg. No.: **DM/098059**
Int. Reg. Date: **Sep. 13, 2017**
Int. Reg. Pub. Date: **Mar. 16, 2018**

(51) **LOC (12) Cl.** **03-01**

(52) **U.S. Cl.**
USPC **D3/214**
CPC **A47D 13/02 (2013.01)**

(58) **Field of Classification Search**
USPC D3/213–216
CPC A47D 13/02; A47D 13/025; A47D 15/00
See application file for complete search history.

(56) **References Cited**

U.S. PATENT DOCUMENTS

6,409,060 B2 * 6/2002 Donine A47D 13/025
224/160
D507,102 S * 7/2005 Bergkvist D3/213
D611,699 S * 3/2010 Lundh D3/213
D623,402 S * 9/2010 Bergkvist D3/213
D642,375 S * 8/2011 Zack D3/214
8,028,871 B2 * 10/2011 Gray A47D 15/006
224/158
D649,345 S * 11/2011 Bergkvist D3/214
D655,495 S * 3/2012 Sauer D3/214
8,172,116 B1 * 5/2012 Lehan A45F 3/04
224/159

D714,045 S * 9/2014 Stave D3/213
D733,419 S * 7/2015 Wikner D3/214
D748,907 S * 2/2016 Figler D3/213
D750,367 S * 3/2016 Bangert D3/213
D752,855 S * 4/2016 Halverstadt D3/213
D754,965 S * 5/2016 Bottram-de Louwre D3/214
D755,508 S * 5/2016 Chuah D3/213
D770,166 S * 11/2016 Figler D3/213
D774,297 S * 12/2016 Workman D3/214
D778,595 S * 2/2017 Zurowski D3/214
D783,269 S * 4/2017 Lucas D3/213
D796,834 S * 9/2017 Pos D3/213
D802,912 S * 11/2017 Brodin D3/213
D803,549 S * 11/2017 Warfaa D3/214
D807,025 S * 1/2018 Elmberg D3/214
D825,915 S * 8/2018 Workman D3/214
D827,293 S * 9/2018 Banach D3/214
D835,902 S * 12/2018 Young D3/214
2002/0158094 A1 * 10/2002 Yen A47D 13/02
224/159

(Continued)

Primary Examiner — Richard E Chilcot
(74) *Attorney, Agent, or Firm* — Boyle Fredrickson, S.C.

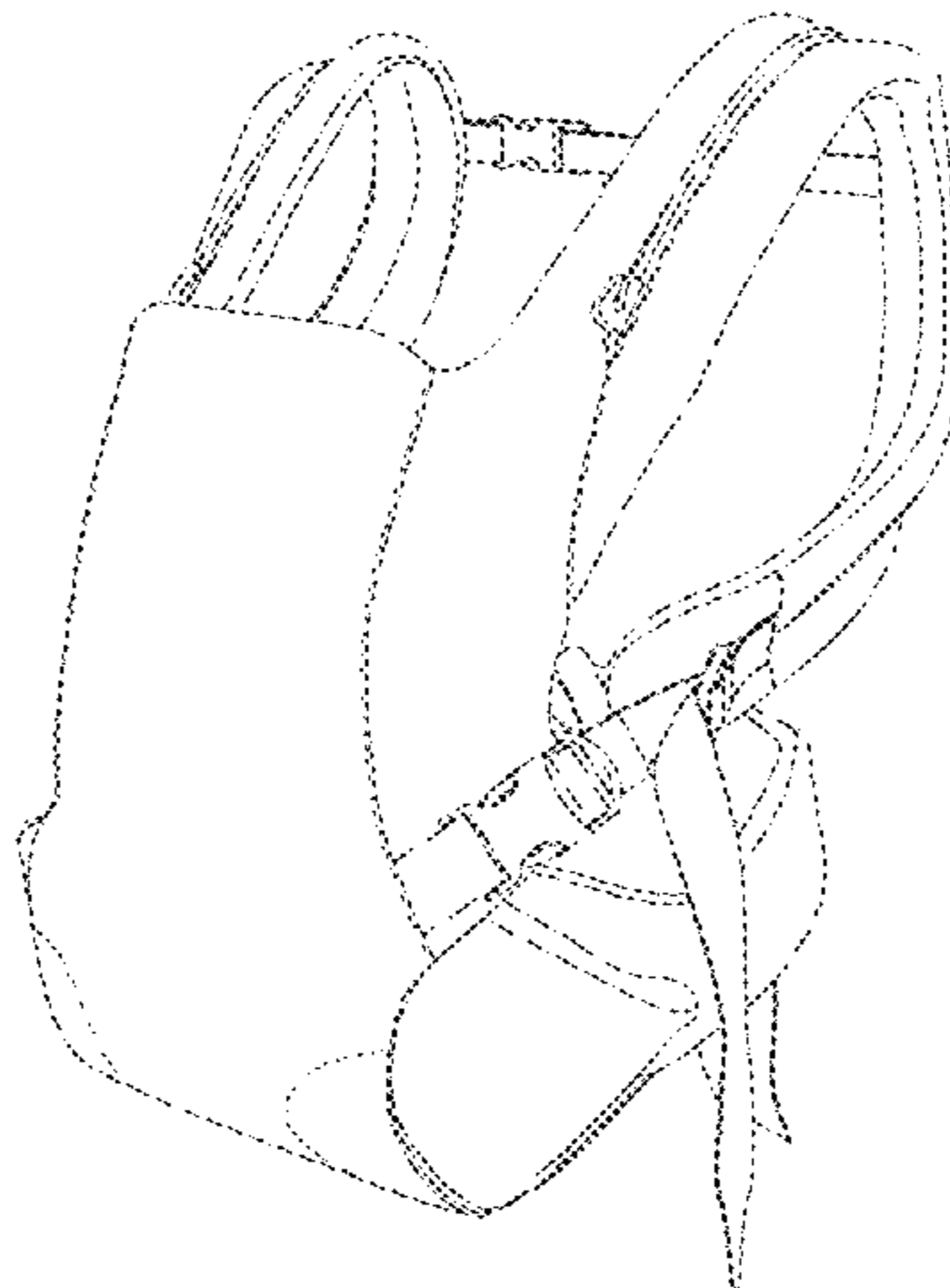
(57) **CLAIM**

The ornamental design for a baby carrier, as shown and described.

DESCRIPTION

1. Baby carrier
1.1 is an isometric view of a baby carrier in accordance with the present invention;
1.2 is a side elevational view of the baby carrier of **1.1**;
1.3 is a side elevational view of the baby carrier of **1.1**;
1.4 is a front elevational view of a first side of the baby carrier of **1.1**;
1.5 is a rear elevational view of a second side of the baby carrier of **1.1**;
1.6 is a top plan view of the baby carrier of **1.1**; and
1.7 is a bottom plan view of the baby carrier of **1.1**.
The broken lines shown on the bay carrier represent thread stitching.

1 Claim, 7 Drawing Sheets



(56)

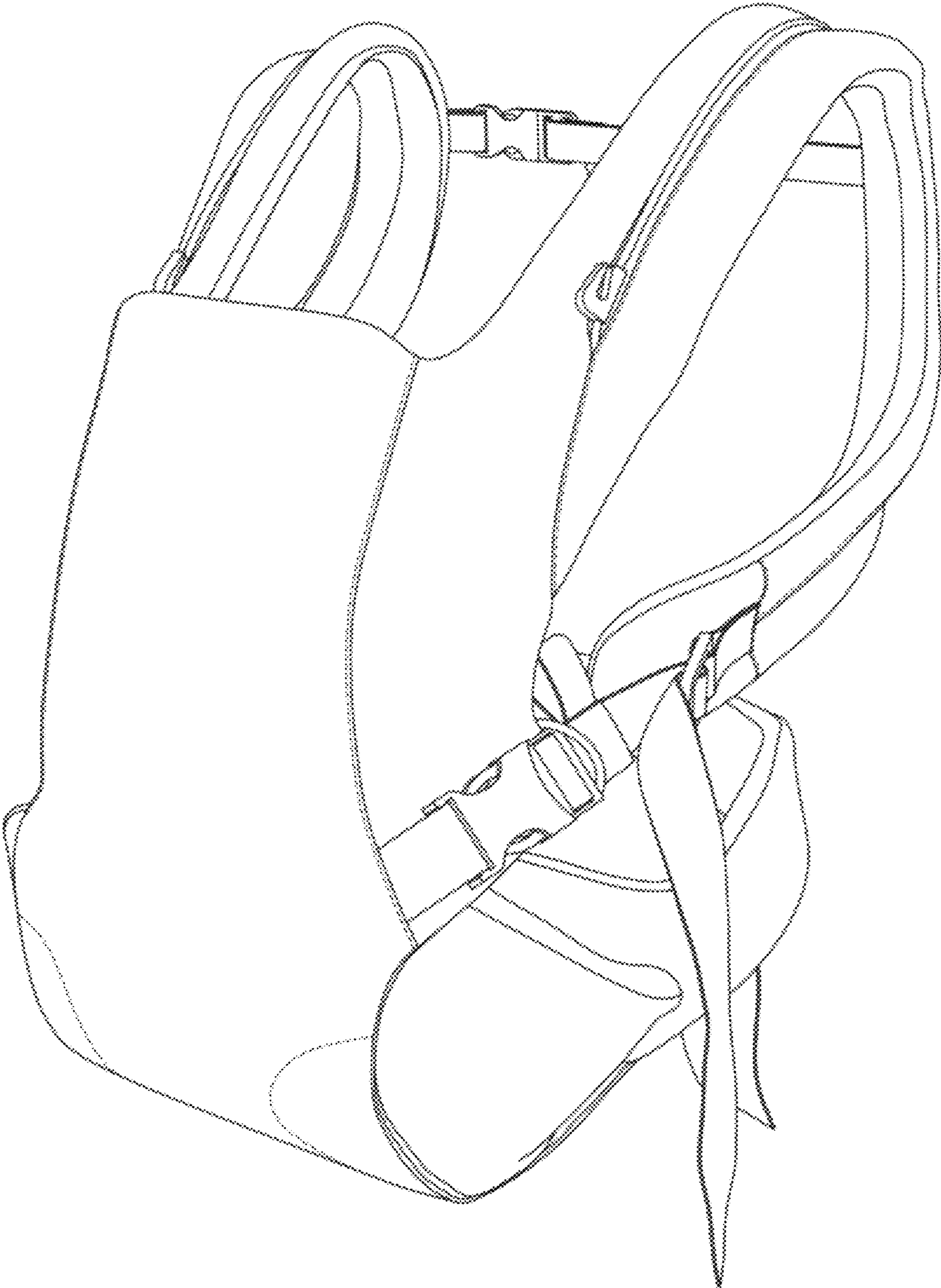
References Cited

U.S. PATENT DOCUMENTS

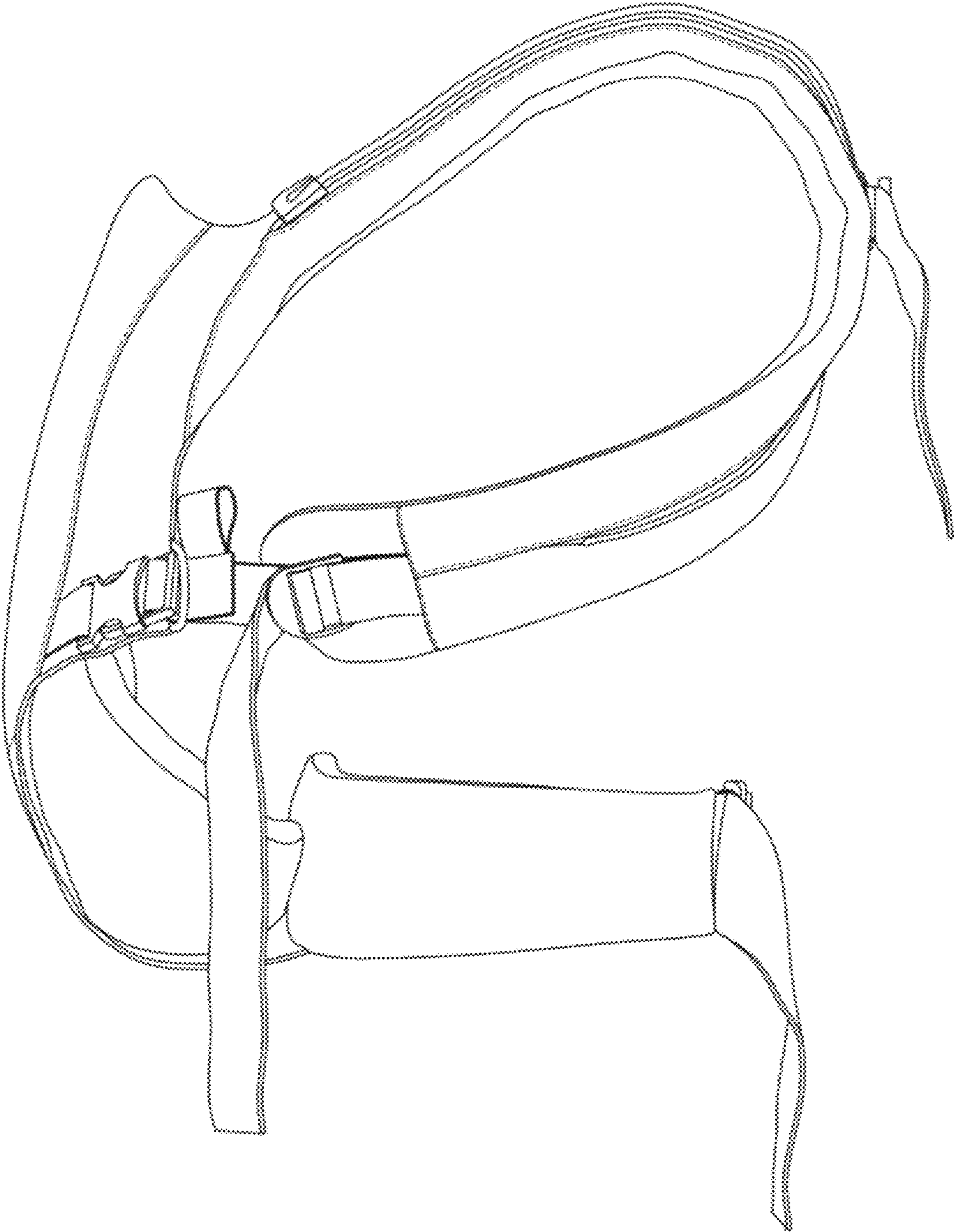
2007/0029356 A1* 2/2007 Moriguchi A47D 13/02
224/160
2008/0283559 A1* 11/2008 Parness A47D 13/025
224/159
2009/0026235 A1* 1/2009 Gray A47D 13/025
224/160
2009/0206116 A1* 8/2009 Grant A45F 3/08
224/160
2012/0061429 A1* 3/2012 Sauer A47D 13/025
224/160

* cited by examiner

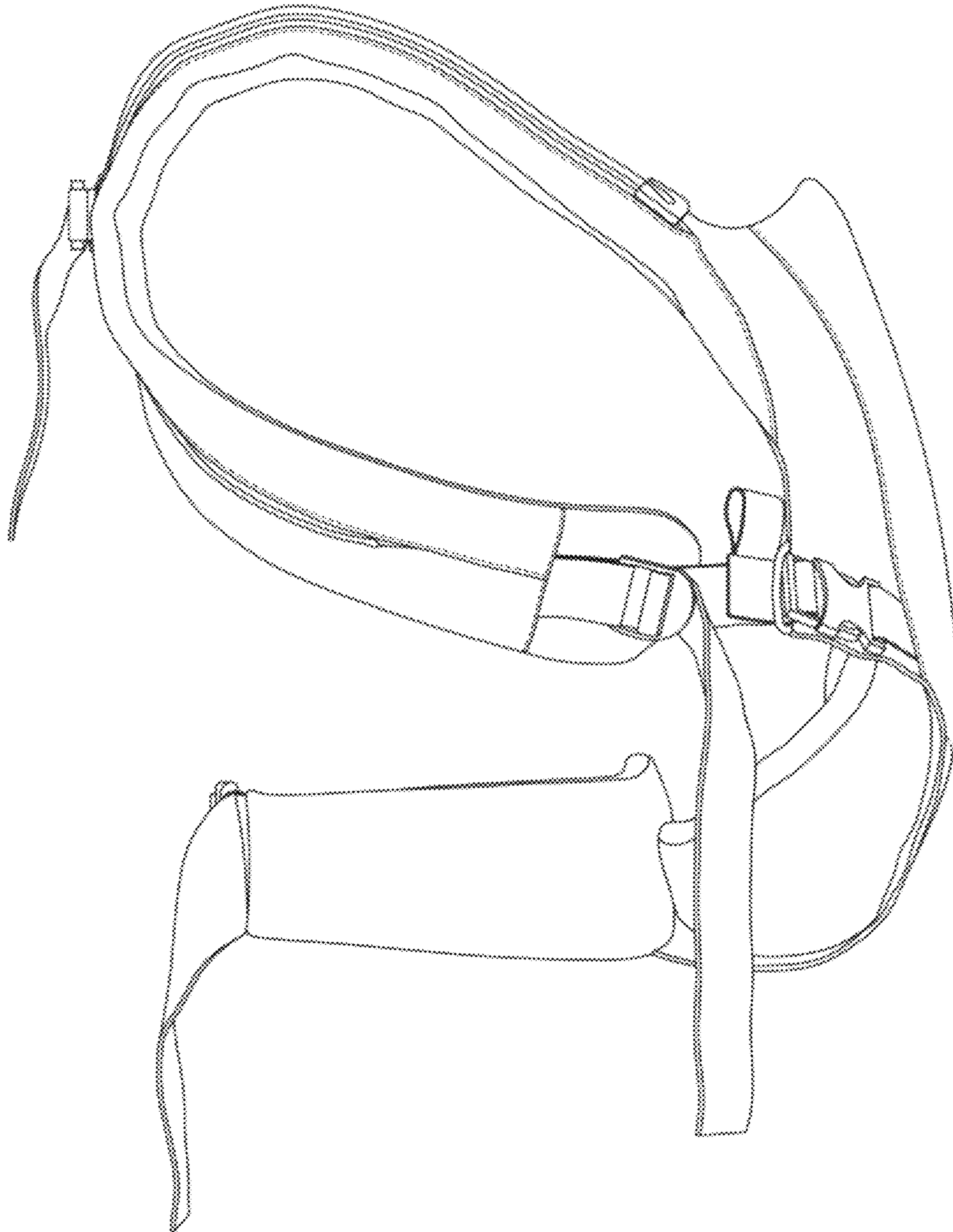
1.1



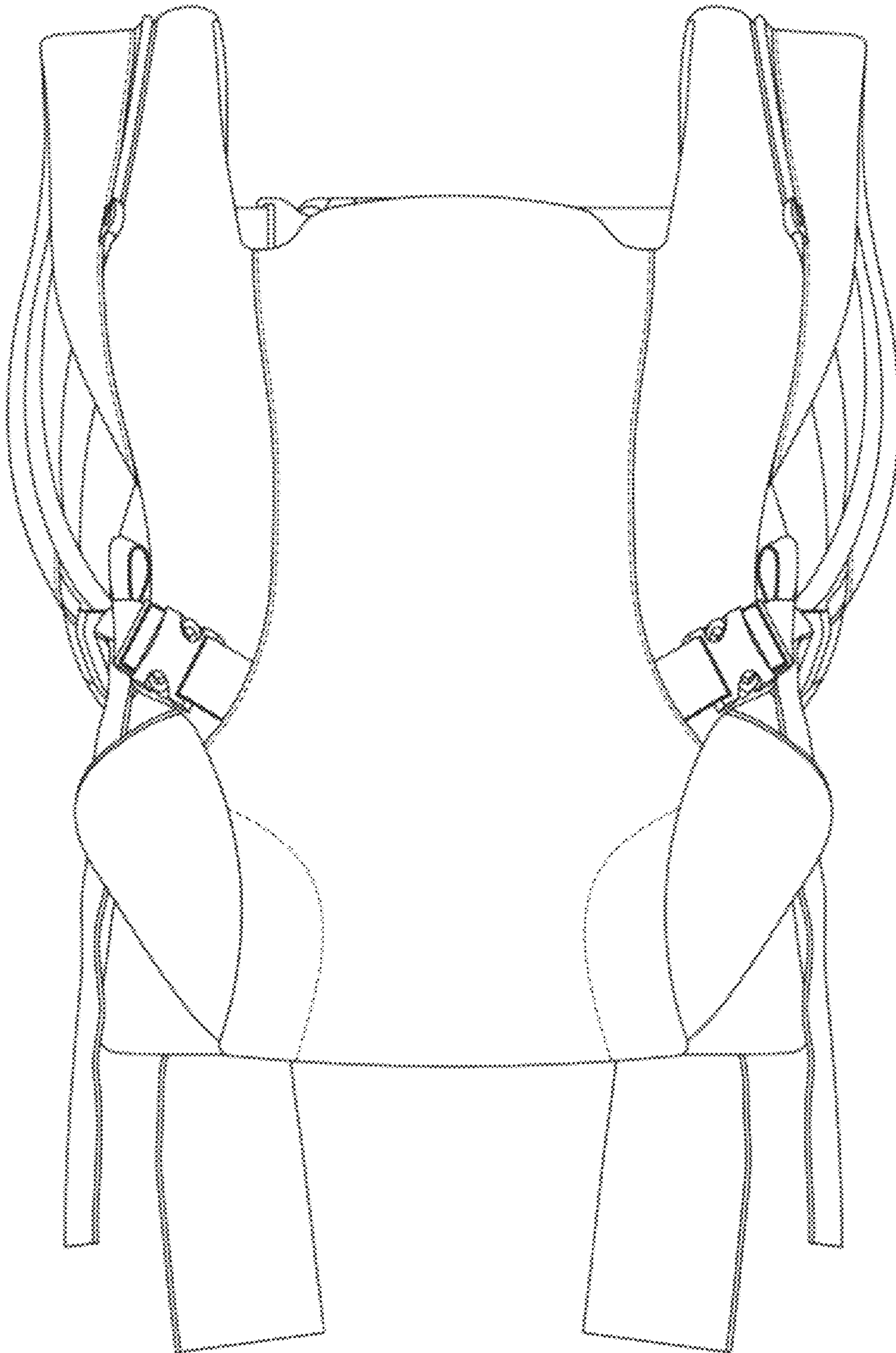
1.2



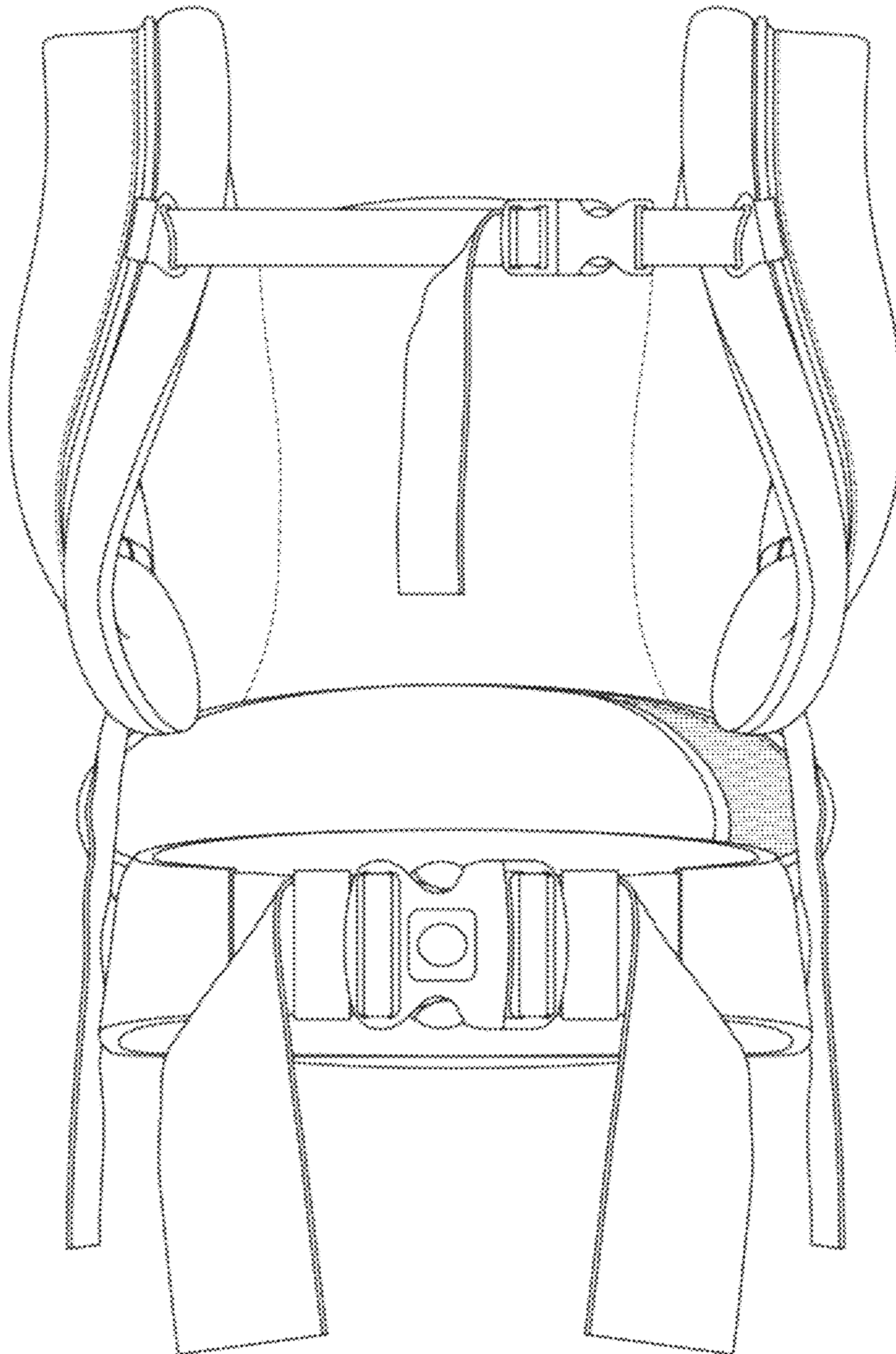
1.3



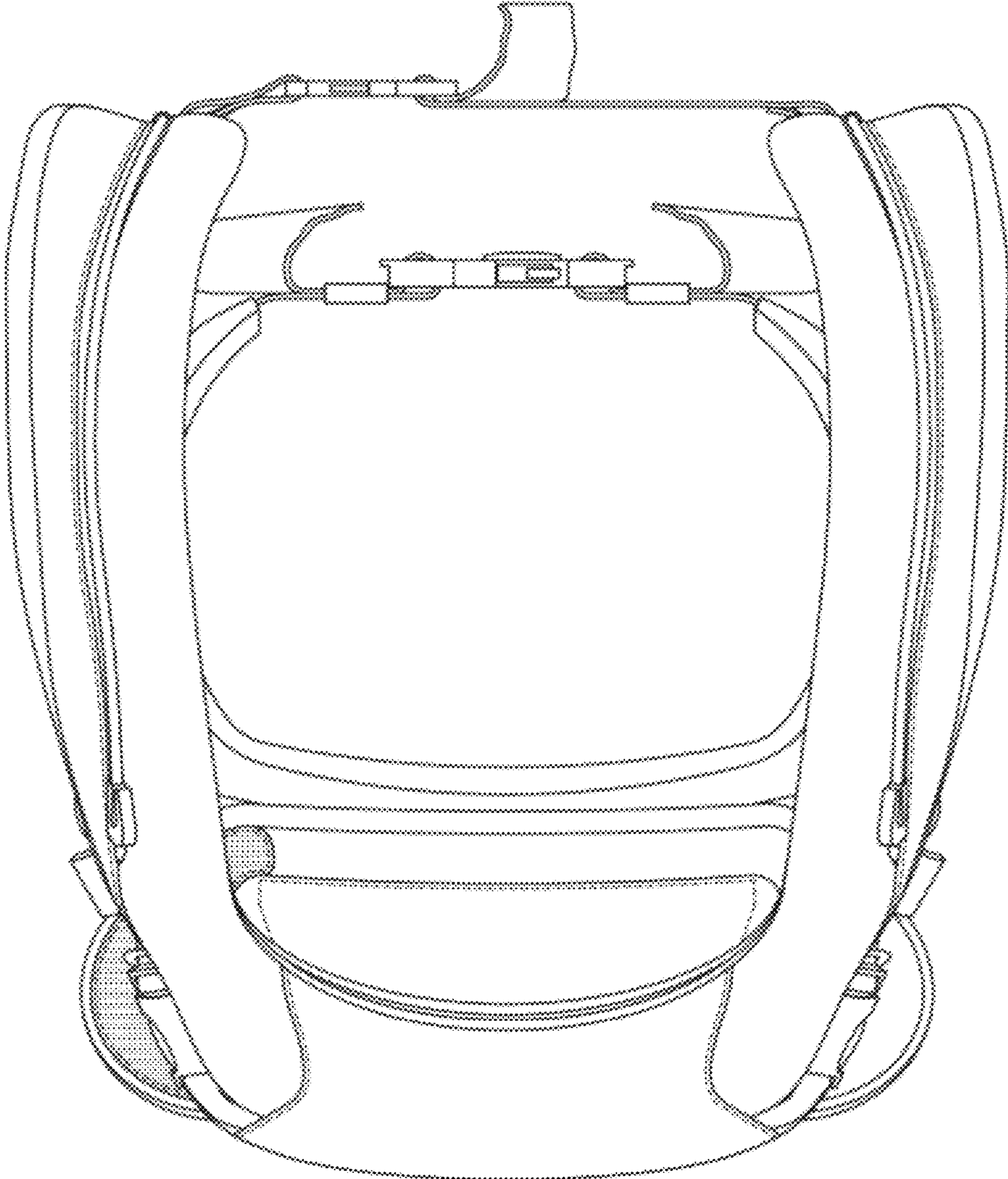
1.4



1.5



1.6



1.7

