

US00D866952S

(12) **United States Design Patent** (10) **Patent No.:** **US D866,952 S**
Duran (45) **Date of Patent:** **** Nov. 19, 2019**

(54) **BEVERAGE CONTAINER SLING WITH POCKET**
(71) Applicant: **Sling Brand, Inc.**, Mission Viejo, CA (US)
(72) Inventor: **Jonathon Michael Duran**, Mission Viejo, CA (US)
(**) Term: **15 Years**

5,454,497 A * 10/1995 Kettelson A45F 5/00 211/74
D374,975 S * 10/1996 Vargas D3/202
D378,022 S * 2/1997 Chen D3/229
D379,711 S * 6/1997 Fitzgerald D3/202
D399,049 S * 10/1998 Adams D3/202
D399,707 S * 10/1998 Villarreal, Jr. D7/607
5,864,289 A * 1/1999 Tiemann A45C 1/00 224/236
D408,624 S * 4/1999 Earvin D3/202
D409,371 S * 5/1999 Adams D3/202
5,913,463 A * 6/1999 Can A45F 5/00 224/148.1

(21) Appl. No.: **29/654,383**

(Continued)

(22) Filed: **Jun. 22, 2018**

Primary Examiner — John Windmuller

(51) **LOC (12) Cl.** **03-01**

Assistant Examiner — Steven J Czyz

(52) **U.S. Cl.**
USPC **D3/202**

(74) *Attorney, Agent, or Firm* — Entralta P.C.; Justin G. Sanders; Peter D. Weinstein

(58) **Field of Classification Search**
USPC D3/201, 202, 215; D7/607, 608, 619.1, D7/622, 624.1, 624.2
CPC A45F 5/021; A45F 2005/006; A45F 2005/0583; A47G 23/0208; A47G 23/0241; A47G 23/0266; A47G 3/02; A47G 3/14; A47G 5/10
See application file for complete search history.

(57) **CLAIM**

The ornamental design for a beverage container sling with pocket, as shown and described.

DESCRIPTION

FIG. 1 is a perspective view of a beverage container sling with pocket;
FIG. 2 is a perspective view of the beverage container sling with pocket, shown with environment;
FIG. 3 is a front view of FIG. 1;
FIG. 4 is a rear view thereof;
FIG. 5 is a left side view thereof;
FIG. 6 is a right side view thereof;
FIG. 7 is a top view thereof; and,
FIG. 8 is a bottom view thereof.


The broken lines shown are included only for the purpose of illustrating unclaimed portions of the article as well as environmental subject matter, and form no part of the claimed design. Additionally, the appearance of any portion of the article between the break lines forms no part of the claimed design.

(56) **References Cited**

U.S. PATENT DOCUMENTS

D59,662 S * 11/1921 Lauzon et al. 224/148.6
D227,043 S * 5/1973 Van Den Berg et al. 224/148.6
D304,143 S * 10/1989 Dennis D3/229
D304,890 S * 12/1989 Canaan D3/229
D331,629 S * 12/1992 Stewart D24/199
D334,870 S * 4/1993 Griffin D3/202
D340,583 S * 10/1993 Kahn D3/202
D344,413 S * 2/1994 Bedrosian D3/202
D347,766 S * 6/1994 Kalat D3/229
D350,024 S * 8/1994 Ryker D3/202
D353,520 S * 12/1994 Schwartz D3/229
5,407,110 A * 4/1995 Marsh, Jr. A45F 5/00 224/148.6

1 Claim, 4 Drawing Sheets



(56)

References Cited

U.S. PATENT DOCUMENTS

D585,637	S	*	2/2009	Schnackenberg	D3/202
D615,364	S	*	5/2010	Fryman	D3/229
D622,954	S	*	9/2010	Porter-Young	D3/202
D625,513	S	*	10/2010	Carnes	D3/229
D688,522	S	*	8/2013	Pablo	D3/202
D688,552	S	*	8/2013	Vernon	D7/602
D704,006	S	*	5/2014	Gonzales	D7/607
D708,483	S	*	7/2014	Gut	D7/624.2
D714,555	S	*	10/2014	Feder	D3/202
D739,683	S	*	9/2015	Krohn	D7/619.1
D764,162	S	*	8/2016	Seda	D3/202
D764,787	S	*	8/2016	Montminy	D3/202
D770,164	S	*	11/2016	Gamble	D3/202
D780,442	S	*	3/2017	Tidwell	D3/202
D811,081	S	*	2/2018	Duran	D3/229
D818,324	S	*	5/2018	Rhodes	D7/607
D840,674	S	*	2/2019	Earhart	D3/202

* cited by examiner

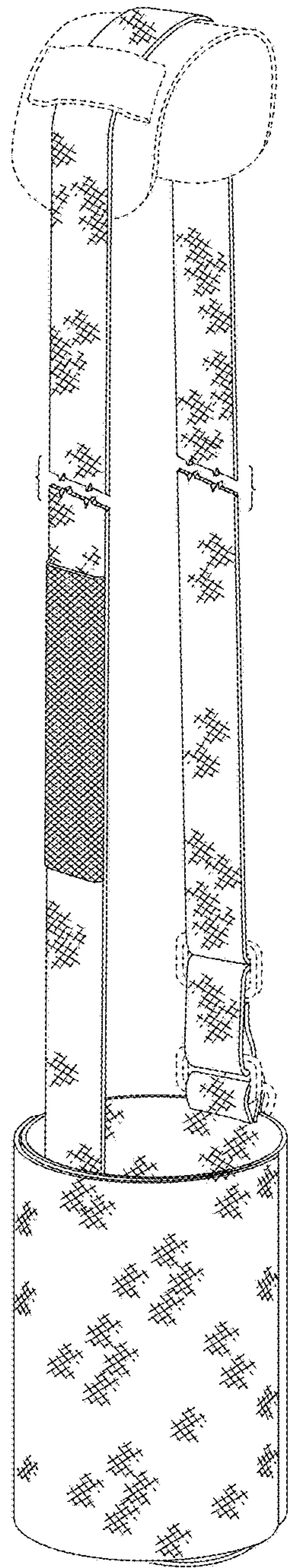


Fig. 1

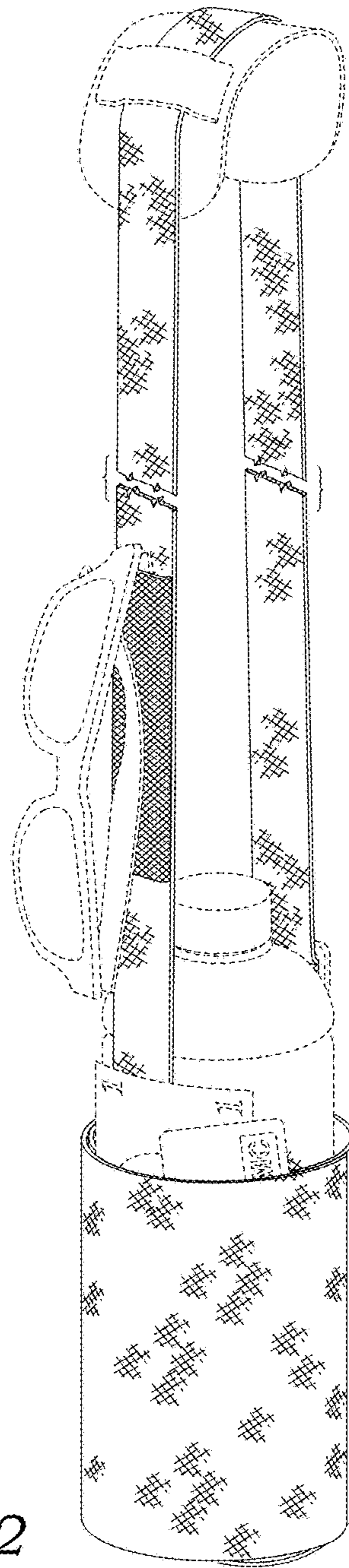


Fig. 2

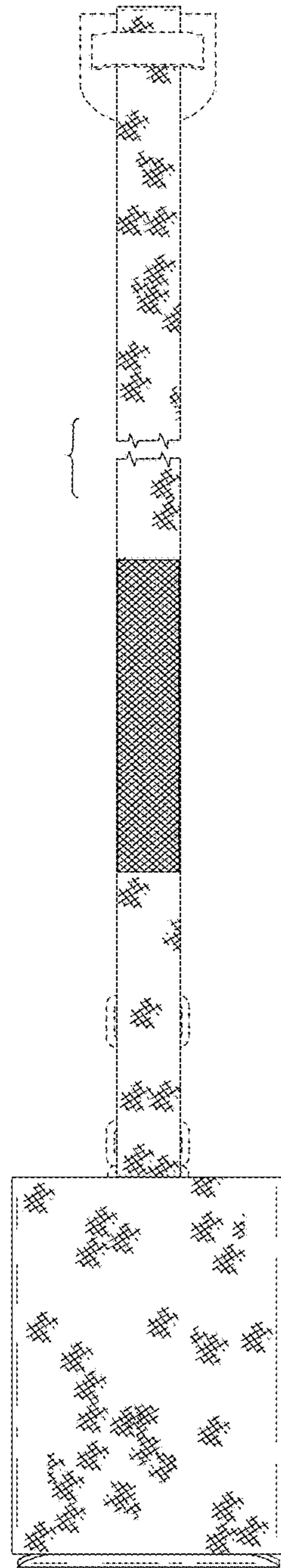


Fig. 3

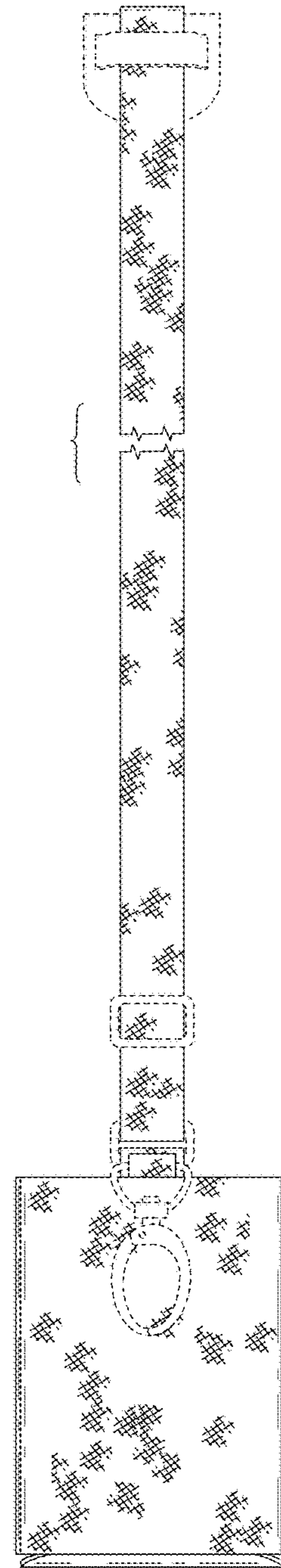


Fig. 4

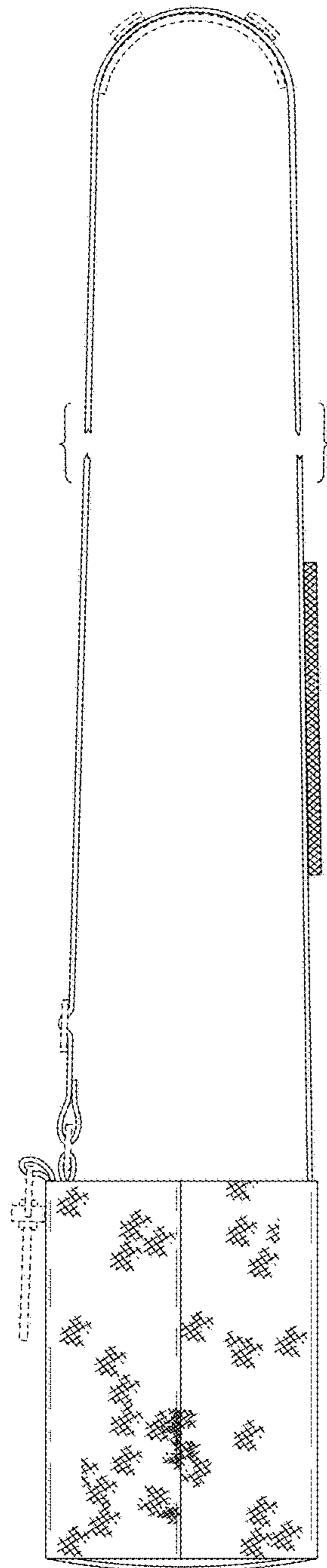


Fig. 5

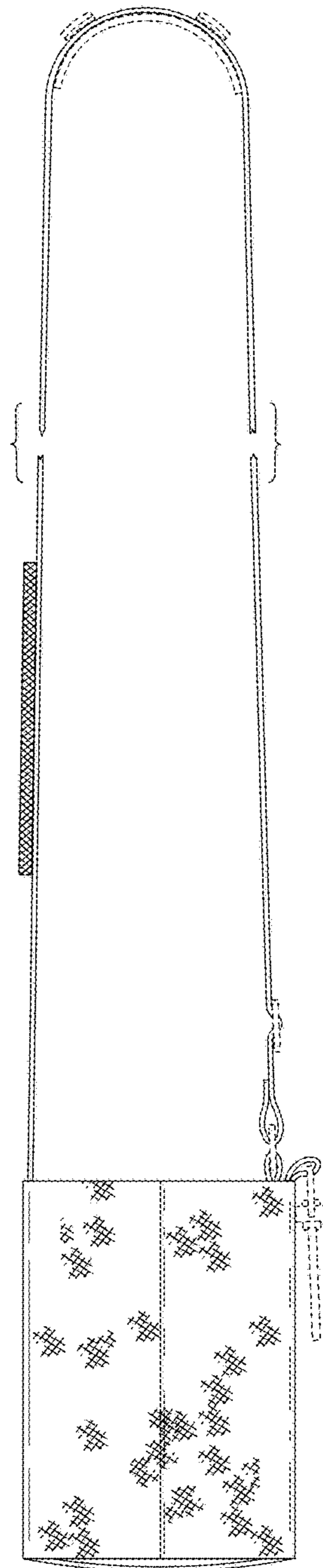


Fig. 6

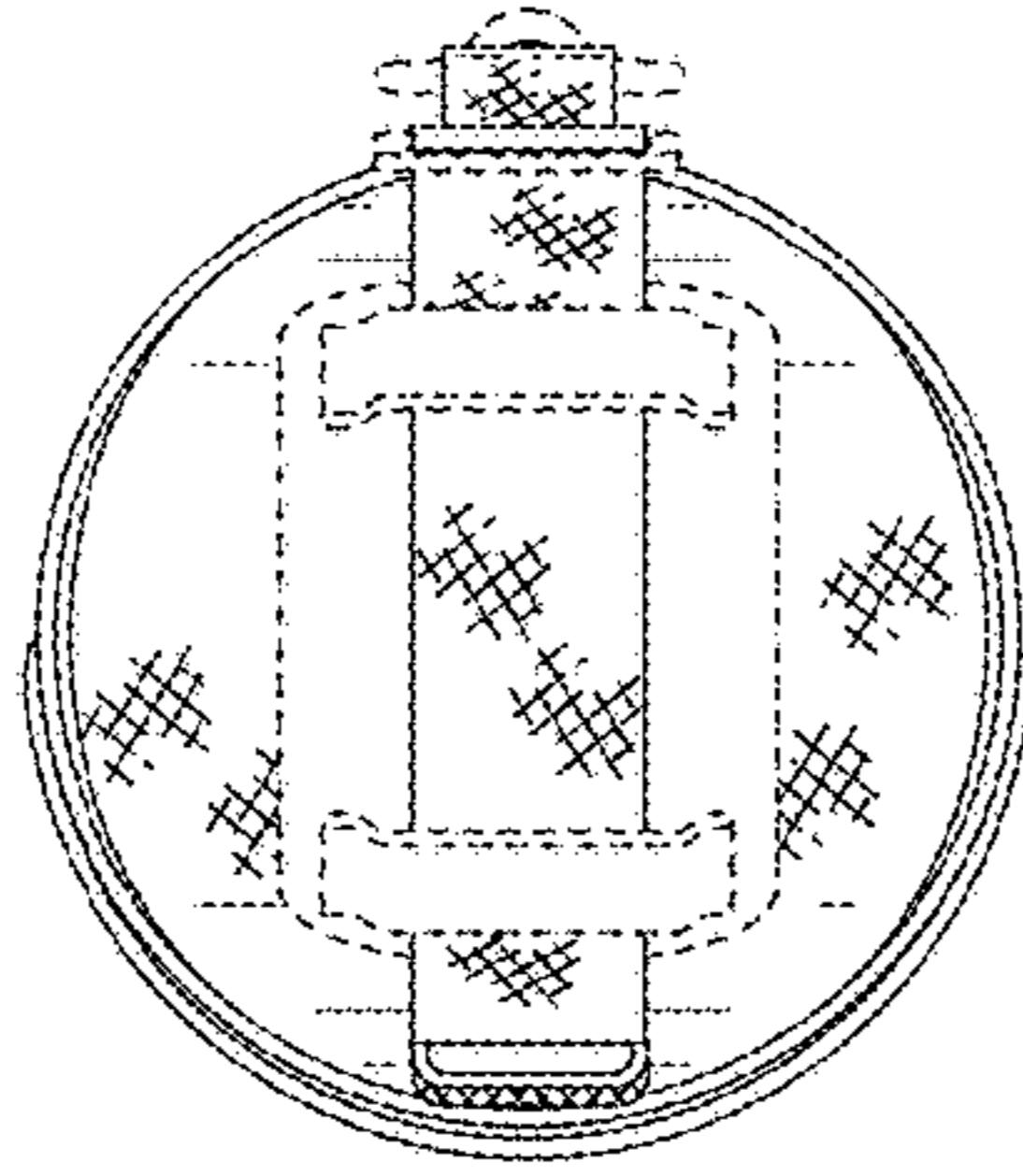


Fig. 7

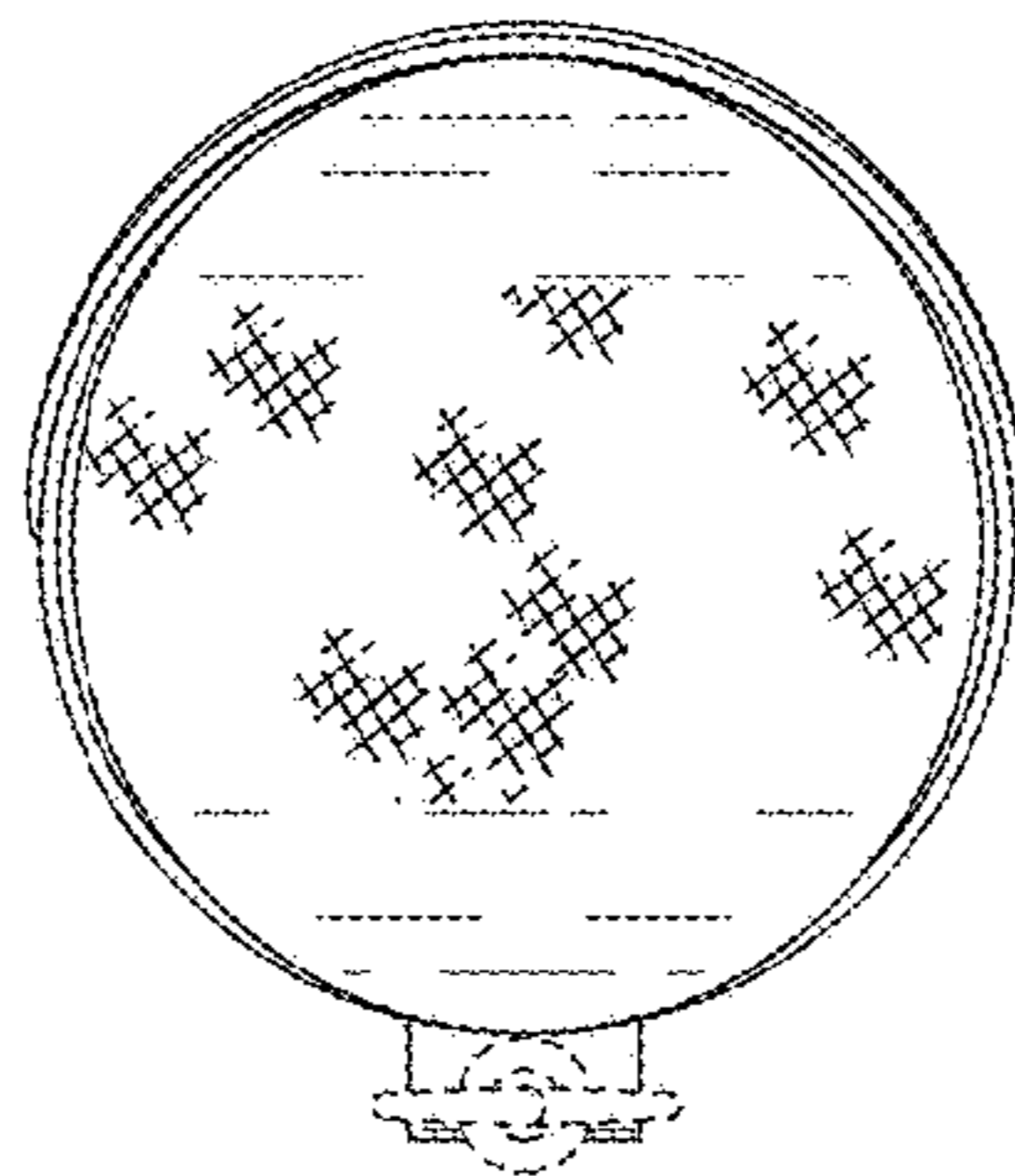


Fig. 8