

US00D866948S

(12) **United States Design Patent**  
**Yang**

(10) **Patent No.:** **US D866,948 S**

(45) **Date of Patent:** **\*\* Nov. 19, 2019**

- (54) **UMBRELLA**
- (71) Applicant: **Zhejiang Hengfeng Top Leisure Co., Ltd.**, Wukang Town (CN)
- (72) Inventor: **Baoqing Yang**, HangZhou (CN)
- (73) Assignee: **Zhejiang Hengfeng Top Leisure Co., Ltd.**, Wukang Town (CN)
- (\*\*) Term: **15 Years**
- (21) Appl. No.: **29/662,677**
- (22) Filed: **Sep. 7, 2018**
- (51) **LOC (12) Cl.** ..... **03-03**
- (52) **U.S. Cl.**  
USPC ..... **D3/5**
- (58) **Field of Classification Search**  
USPC ..... D3/5, 6, 10; D21/834, 836, 837, 838;  
D25/56  
CPC ... A45B 11/00; A45B 19/00; A45B 2019/005;  
A45B 23/00; A45B 2023/0012; A45B  
2023/0075; A45B 2023/0081; A45B  
2023/0087; A45B 2023/0093; A45B  
25/00; A45B 2025/003; A45B 25/006;  
A45B 25/02; A45B 25/18; A45B  
2025/186; A45B 2200/10; A45B  
2200/1072; A45B 2023/0031; A45B  
25/20; A45B 25/22  
See application file for complete search history.

- 7,793,674 B2 \* 9/2010 Elder ..... A45B 11/00  
135/16
  - D627,552 S \* 11/2010 Elder ..... D3/5
  - D627,553 S \* 11/2010 Elder ..... D3/5
  - D627,554 S \* 11/2010 Elder ..... D3/5
  - D627,555 S \* 11/2010 Elder ..... D3/5
  - D627,961 S \* 11/2010 Elder ..... D3/5
  - 8,104,494 B2 1/2012 Elder
  - D664,760 S \* 8/2012 Elder ..... D3/5
  - D664,761 S \* 8/2012 Horowitz ..... D3/6
  - D669,677 S \* 10/2012 Cohen ..... D3/5
  - 9,057,206 B2 6/2015 Lin
  - D736,515 S \* 8/2015 Chaklos ..... D3/5
  - 9,629,428 B1 4/2017 Nei
  - 10,182,627 B2 \* 1/2019 Nei ..... A45B 25/02
- (Continued)

**FOREIGN PATENT DOCUMENTS**

- WO 2014128382 A1 8/2014
- Primary Examiner* — John Windmuller
- Assistant Examiner* — Steven J Czyz
- (74) *Attorney, Agent, or Firm* — Thompson Coburn LLP

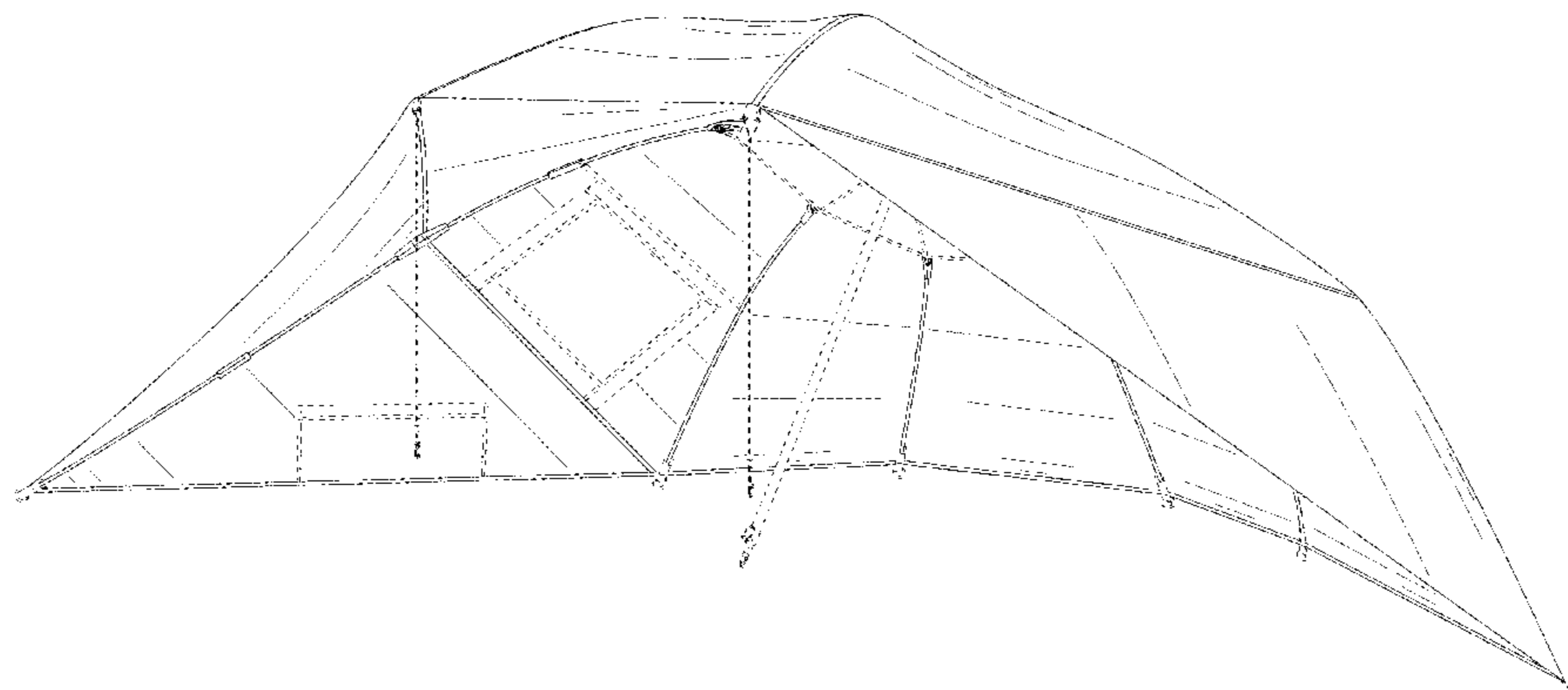
(57) **CLAIM**  
The ornamental design for an umbrella, as shown and described.

**DESCRIPTION**

FIG. 1 is a first perspective view of an umbrella showing my new design;  
FIG. 2 is a second perspective view thereof;  
FIG. 3 is a third perspective view thereof;  
FIG. 4 is a fourth perspective view thereof;  
FIG. 5 is a fifth perspective view thereof;  
FIG. 6 is a sixth perspective view thereof;  
FIG. 7 is a front view thereof;  
FIG. 8 is a rear view thereof; and,  
FIG. 9 is a left side view thereof (the right side view being a mirror image thereof).  
The broken lines depict portions of the article that form no part of the claimed design.

**1 Claim, 9 Drawing Sheets**

- (56) **References Cited**  
**U.S. PATENT DOCUMENTS**  
2,024,105 A \* 12/1935 Landman ..... A45B 25/02  
135/33.7  
2,934,076 A \* 4/1960 Fulke ..... E04H 15/003  
135/118  
6,328,046 B2 12/2001 Doreste  
6,745,787 B1 6/2004 Curtis  
D623,844 S \* 9/2010 Elder ..... D3/5



(56)

**References Cited**

U.S. PATENT DOCUMENTS

2005/0011134 A1\* 1/2005 Boltan ..... E04H 15/003  
52/3  
2005/0161069 A1 7/2005 Wu  
2009/0283120 A1\* 11/2009 Varga ..... A45B 15/00  
135/16  
2009/0301531 A1\* 12/2009 Elder ..... A45B 11/00  
135/16

\* cited by examiner

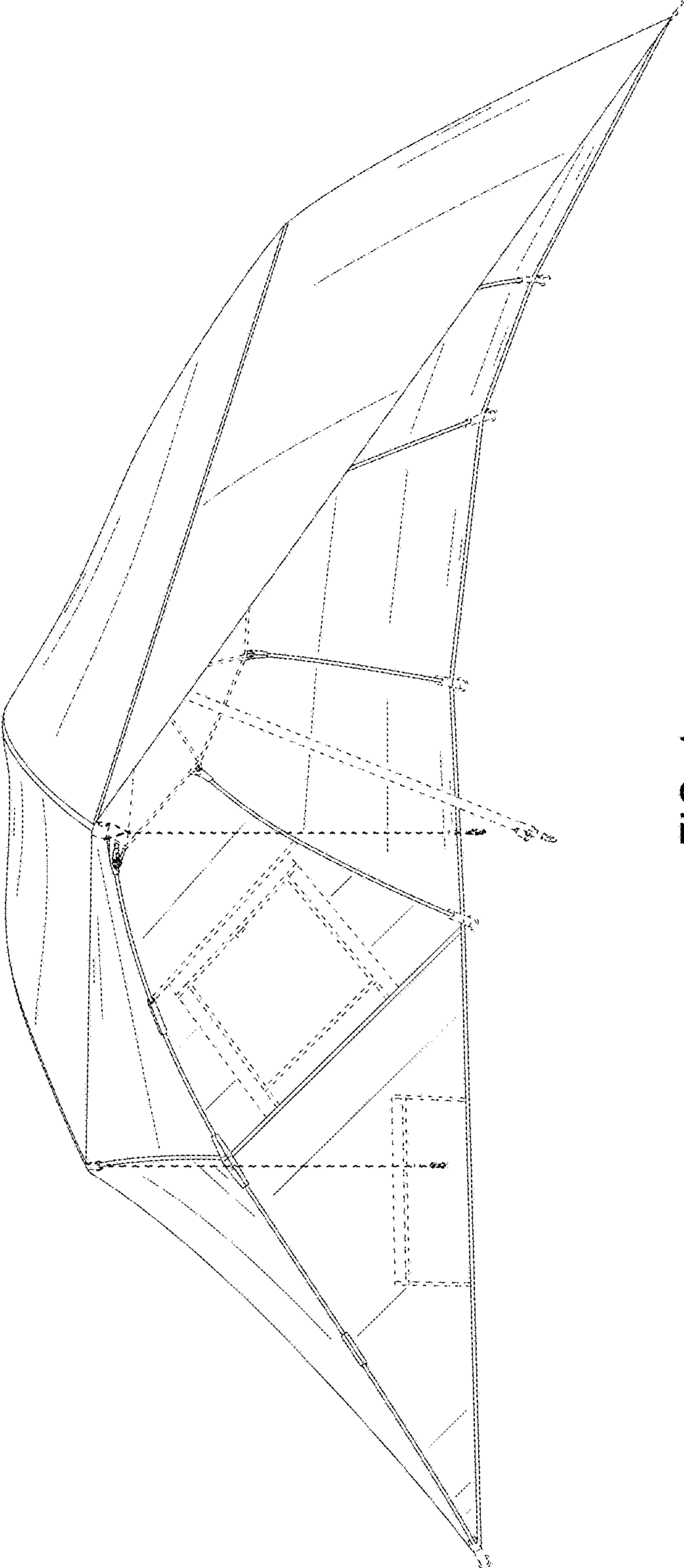


FIG. 1

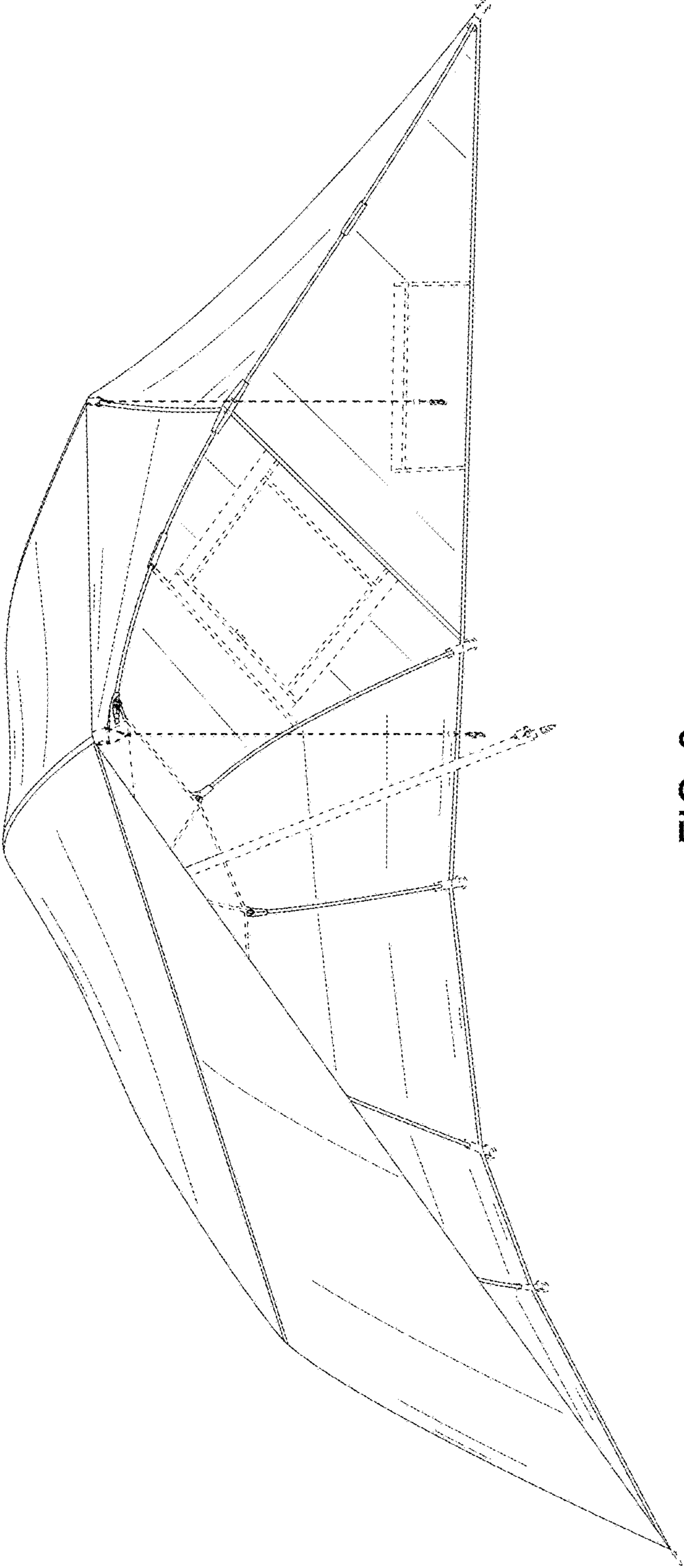


FIG. 2

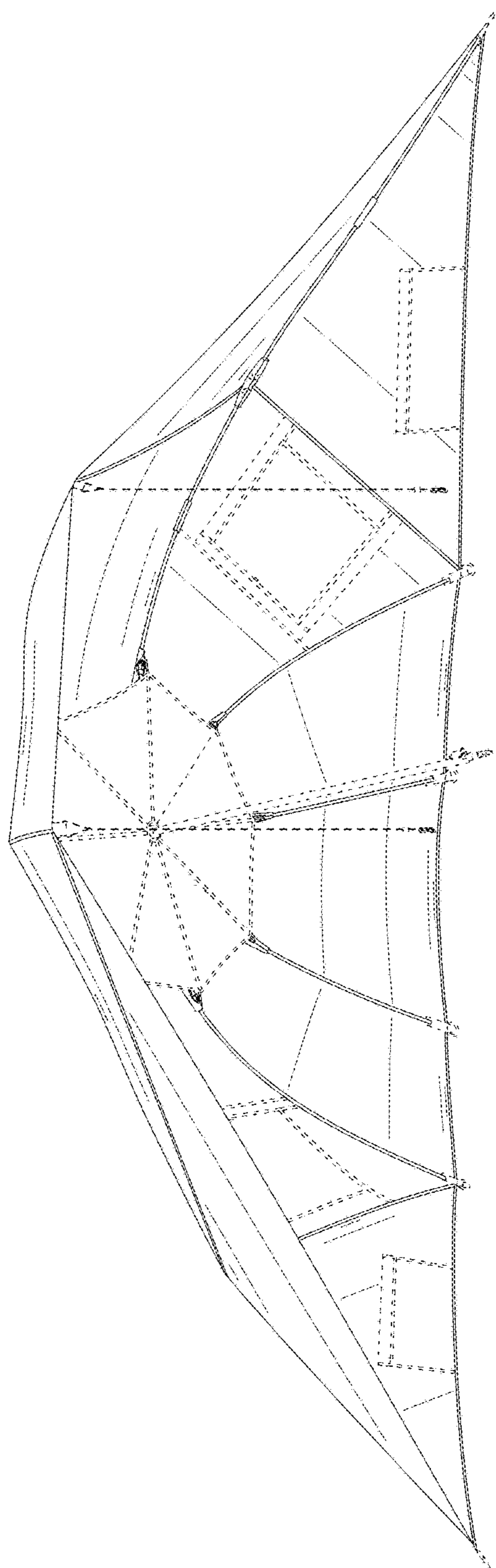


FIG. 3



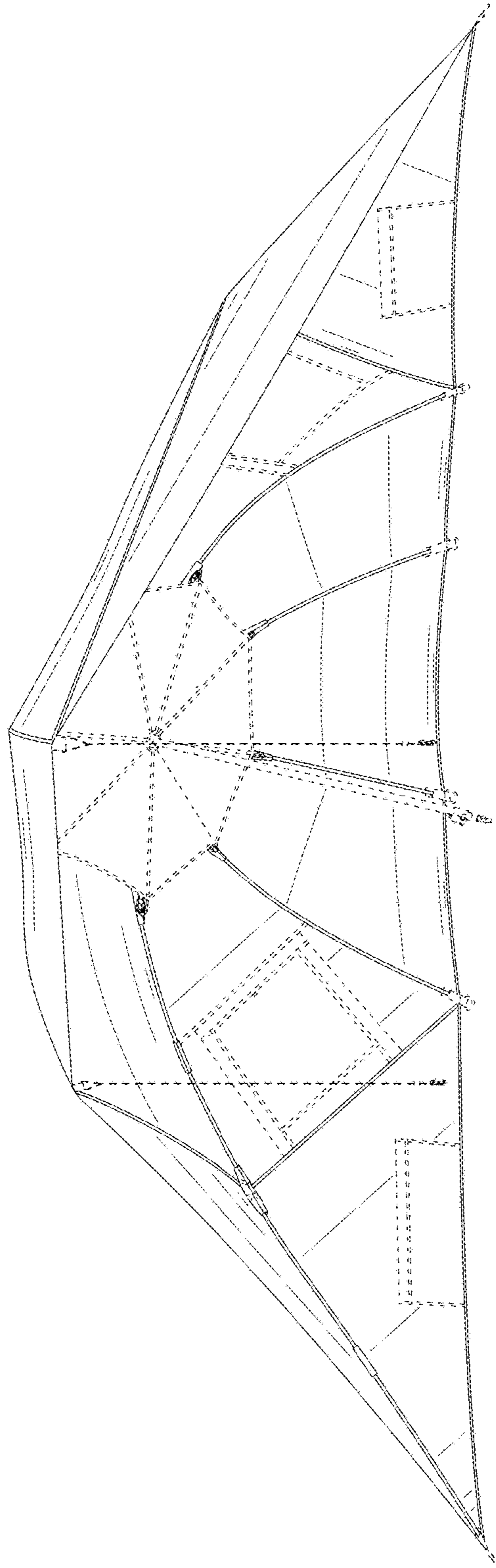


FIG. 4

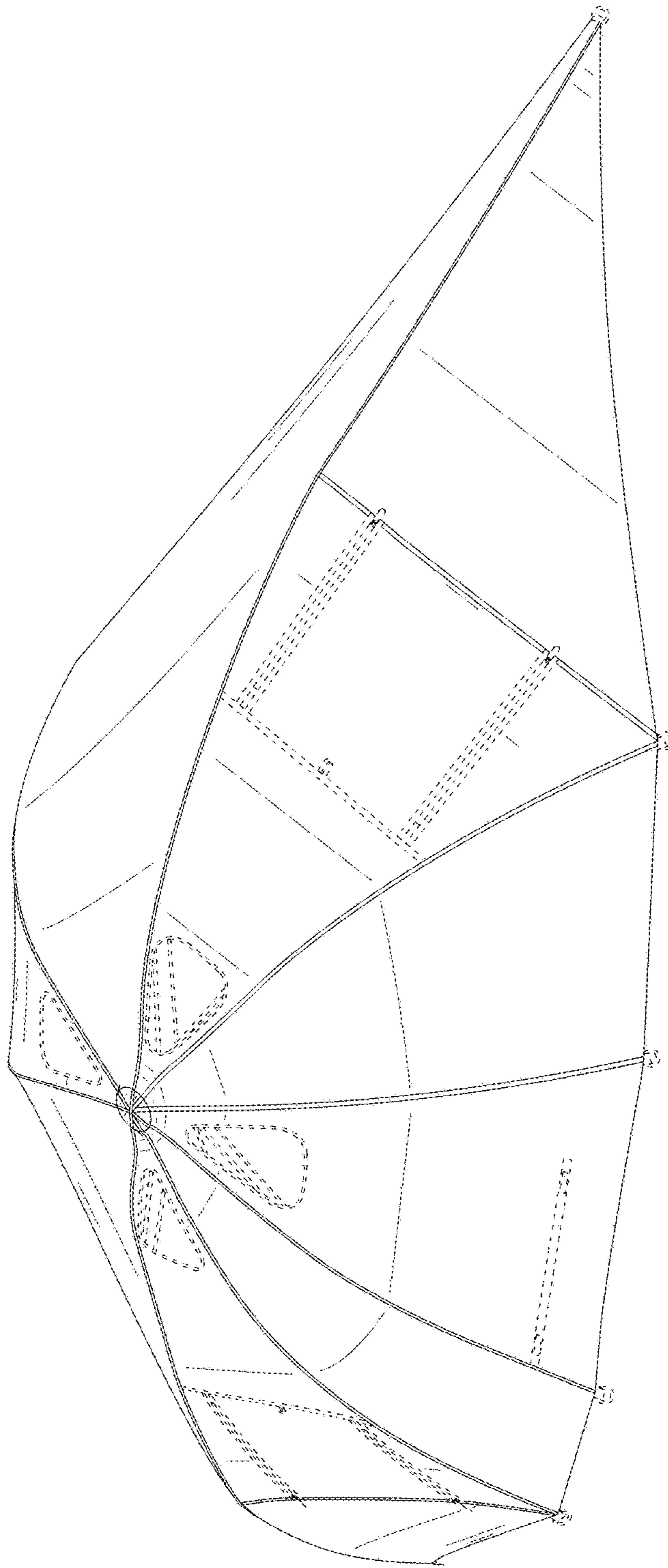


FIG. 5

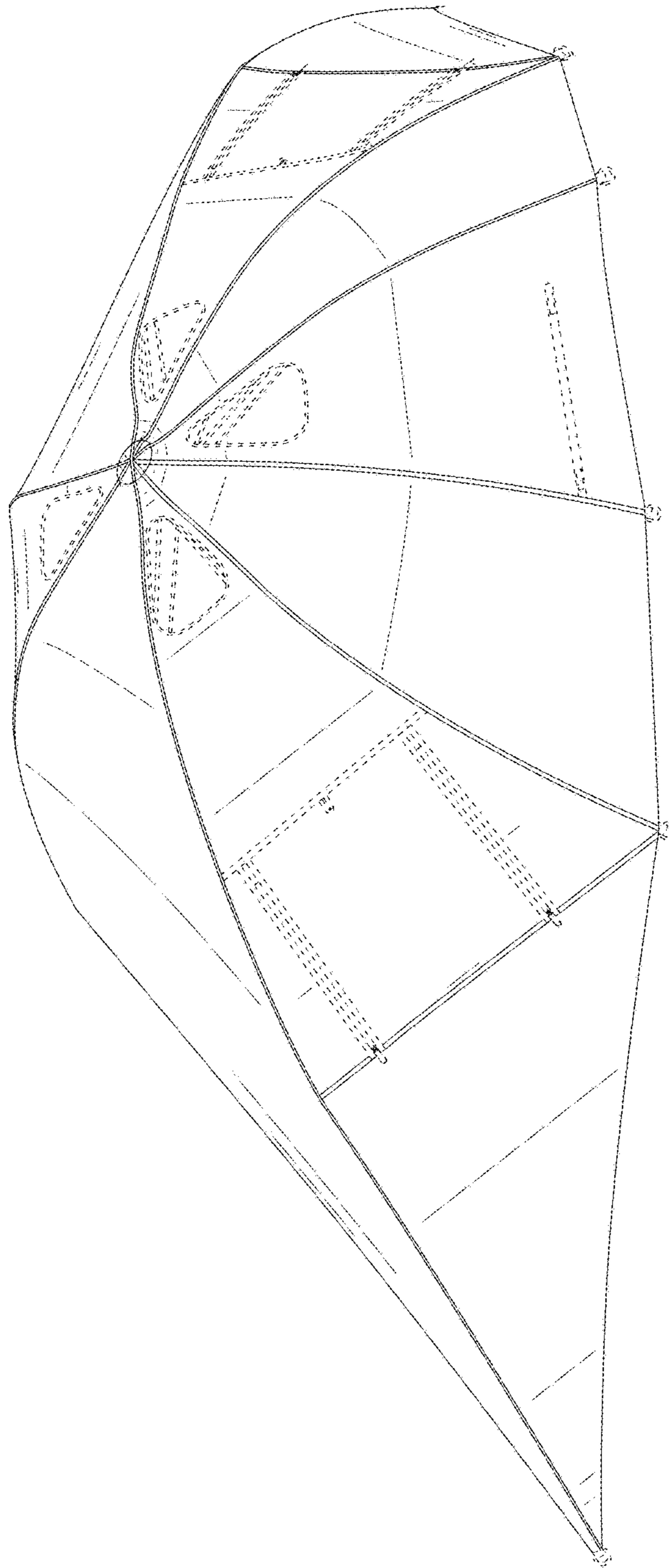


FIG. 6



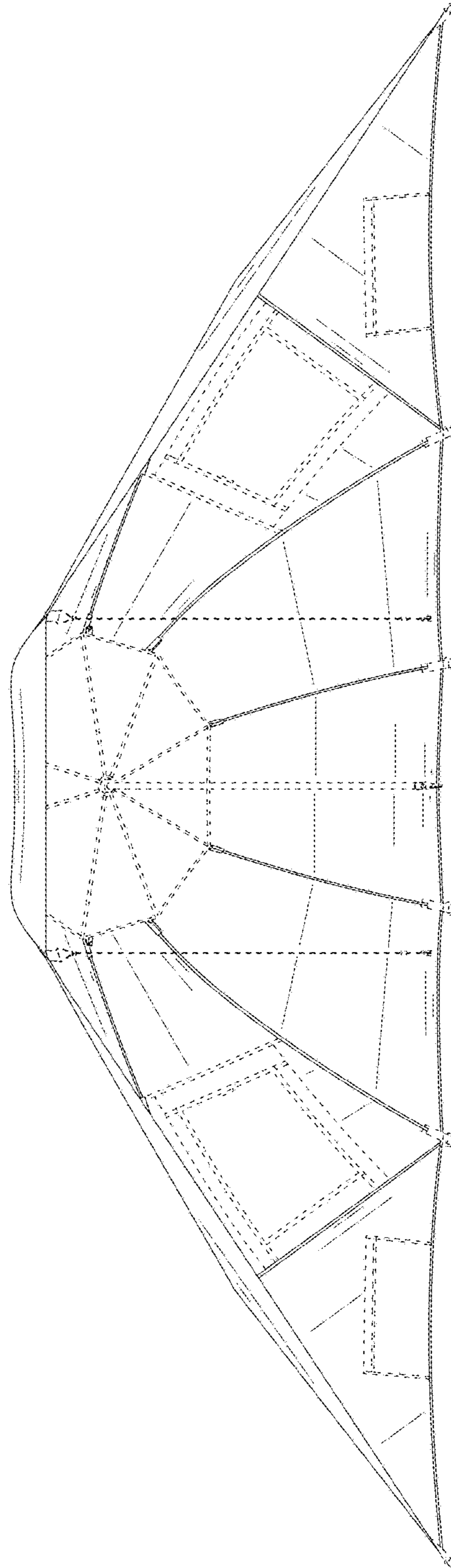


FIG. 7

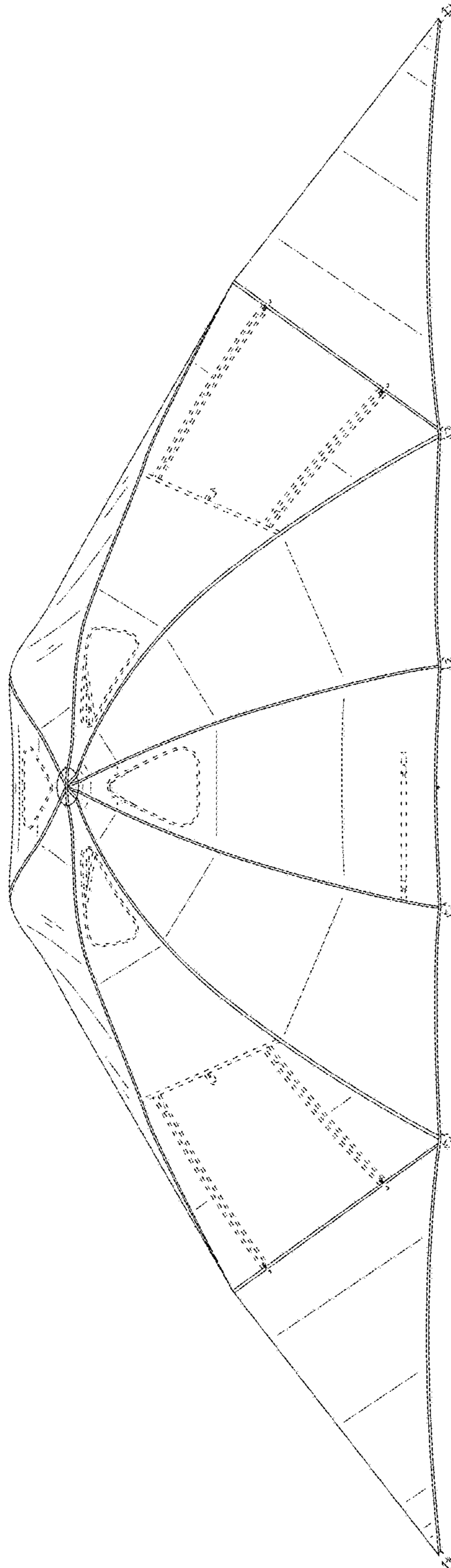


FIG. 8

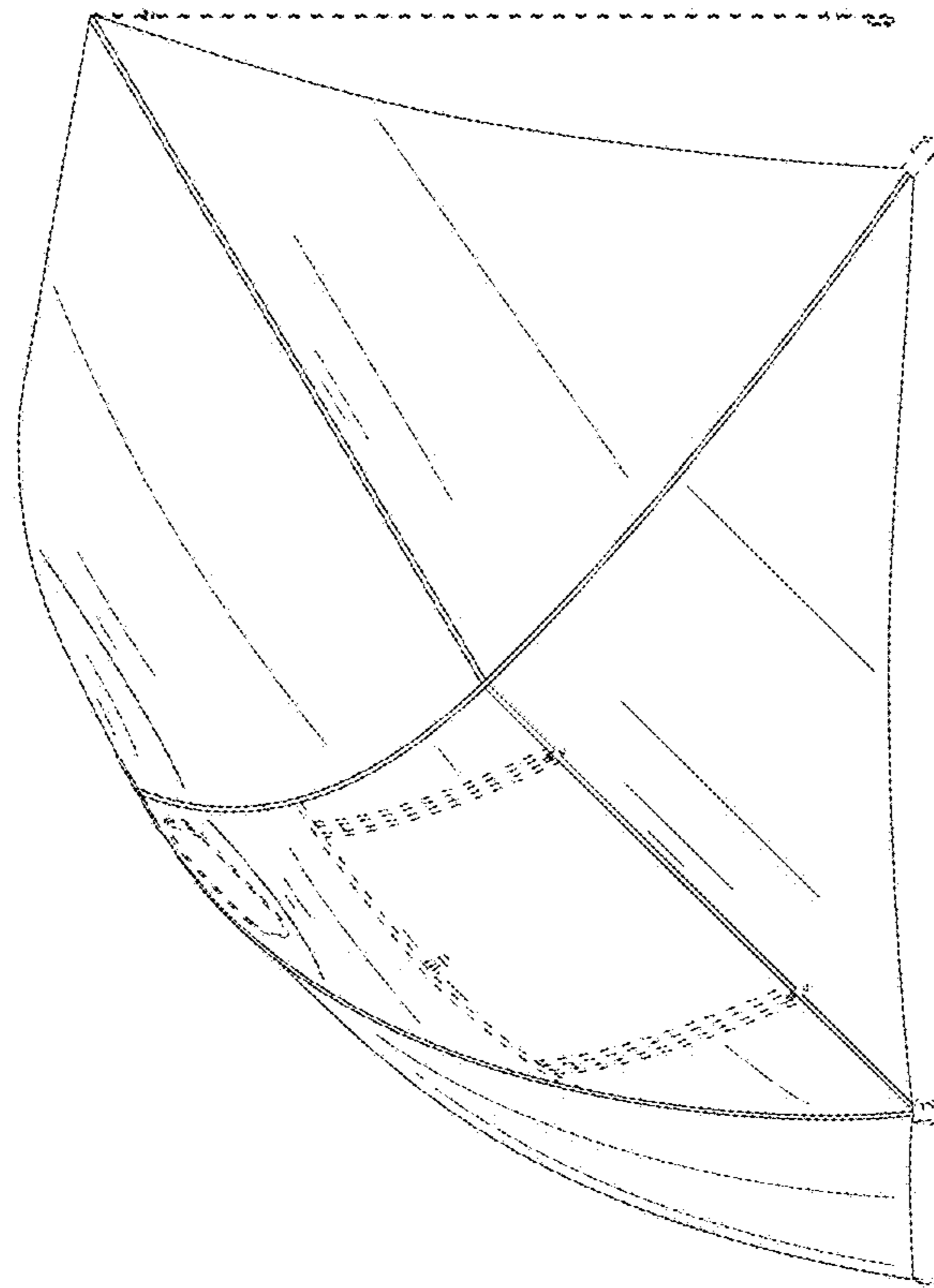


FIG. 9