

US00D866914S

(12) **United States Design Patent**  
**Deltour**

(10) **Patent No.:** **US D866,914 S**

(45) **Date of Patent:** **\*\* Nov. 12, 2019**

(54) **COIN BANK**

(71) Applicant: **LA POSTE**, Paris (FR)

(72) Inventor: **Pauline Deltour**, Paris (FR)

(73) Assignee: **LA POSTE**, Paris (FR)

(\*\*) Term: **15 Years**

(21) Appl. No.: **29/632,074**

(22) Filed: **Jan. 4, 2018**

(51) **LOC (12) Cl.** ..... **99-00**

(52) **U.S. Cl.**

USPC ..... **D99/34**

(58) **Field of Classification Search**

USPC ..... D99/28, 34, 35, 36, 37, 38, 40, 43, 44;  
D11/131, 157, 158

CPC . A45C 1/12; A45C 2001/006; A45C 2001/10;  
A45C 2001/02; A45C 2001/104; A45C  
2001/105; A45C 2001/107; A45C  
2001/12; A45C 2001/125; E05G 1/00;  
E05G 1/005; E05G 1/024; E05G 5/00;  
E05G 7/001; E05G 2700/00; E05G  
2700/02; A63F 2250/13; A63F 2250/136;  
A63H 3/00; A63H 23/10; A63H 3/06;  
G07F 9/06; G07F 9/08; G07F 9/04;  
G07D 11/00; G07D 11/0009; G07D  
11/0021; G07D 9/00; G07D 9/002; G07D  
9/004; G07D 9/02; G07D 9/06

See application file for complete search history.

(56) **References Cited**

**U.S. PATENT DOCUMENTS**

D59,733 S \* 11/1921 Fisher ..... D99/37  
2,336,185 A \* 12/1943 Moran ..... A45C 1/12  
232/5

D144,618 S \* 5/1946 Glassman ..... D99/38  
D147,345 S \* 8/1947 Moran ..... D99/38  
D158,230 S \* 4/1950 Stone ..... D99/38  
D162,255 S \* 2/1951 Stier ..... D99/38  
D163,307 S \* 5/1951 Moran ..... 446/8  
D163,310 S \* 5/1951 Moran ..... D99/38  
D183,723 S \* 10/1958 Corwin ..... D99/37  
D225,657 S \* 12/1972 Vigan ..... D99/37  
D238,594 S \* 1/1976 Tavela ..... D99/40  
D240,752 S \* 7/1976 Miyazaki ..... D99/38  
D332,513 S \* 1/1993 Haung ..... D99/37  
D335,376 S \* 5/1993 Mochiki ..... D99/38  
D486,850 S \* 2/2004 Griffith ..... D18/12.3  
D493,599 S \* 7/2004 Kan ..... D99/34  
D832,554 S \* 10/2018 Rudenko ..... D99/34

\* cited by examiner

*Primary Examiner* — Elizabeth J Oswecki

(74) *Attorney, Agent, or Firm* — Banner & Witcoff, Ltd.

(57) **CLAIM**

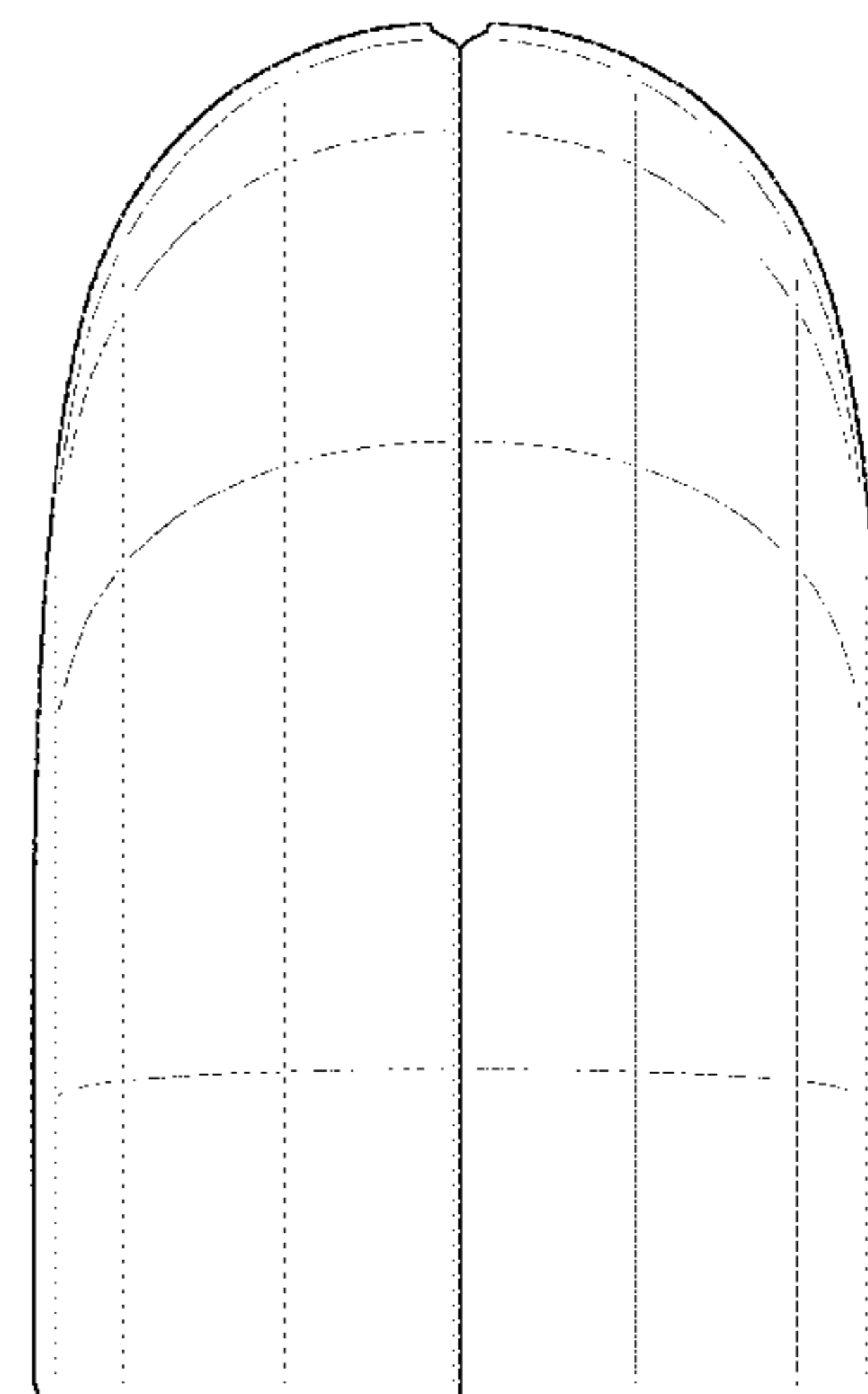
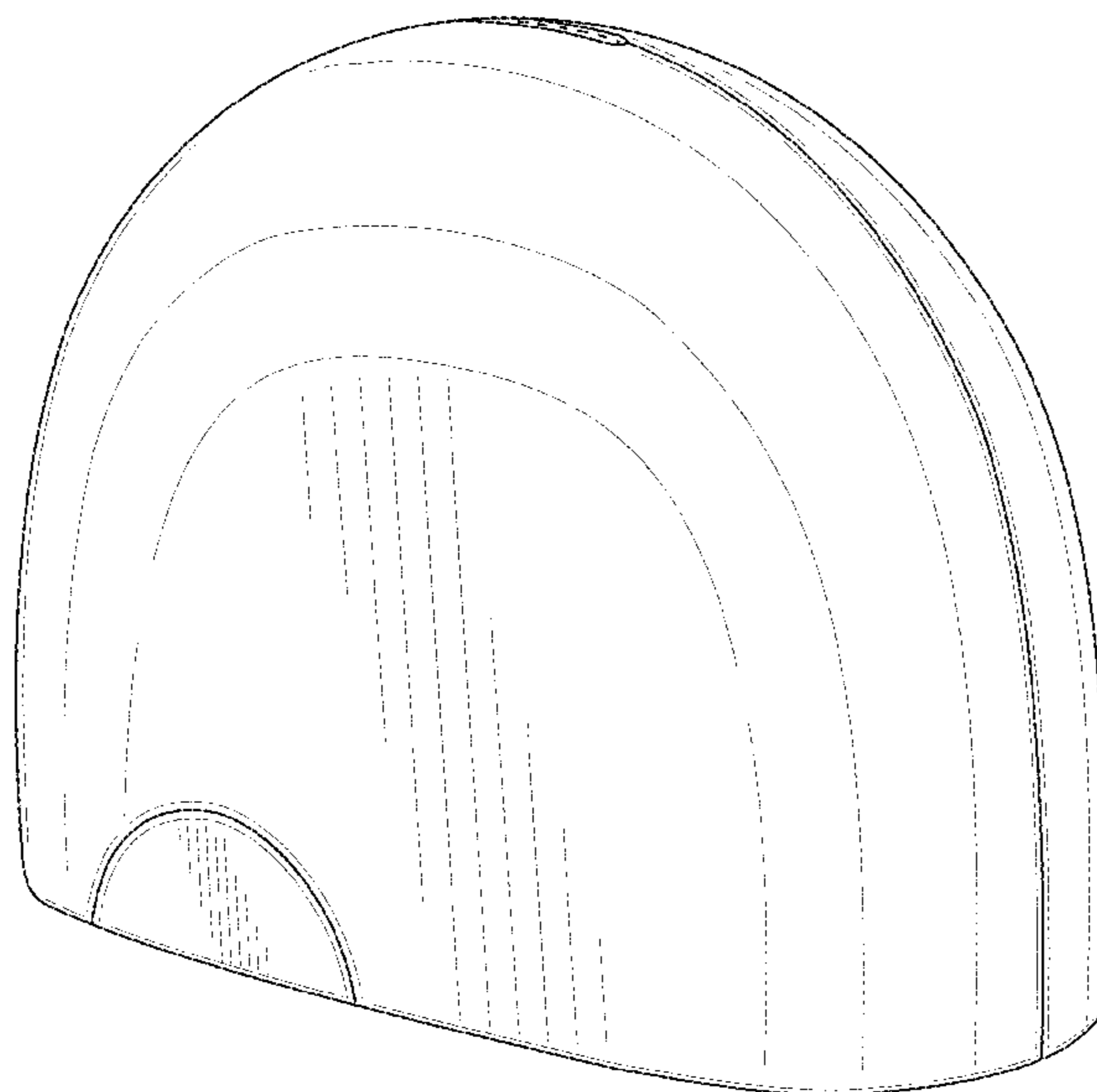
The ornamental design for a coin bank, as shown and described.

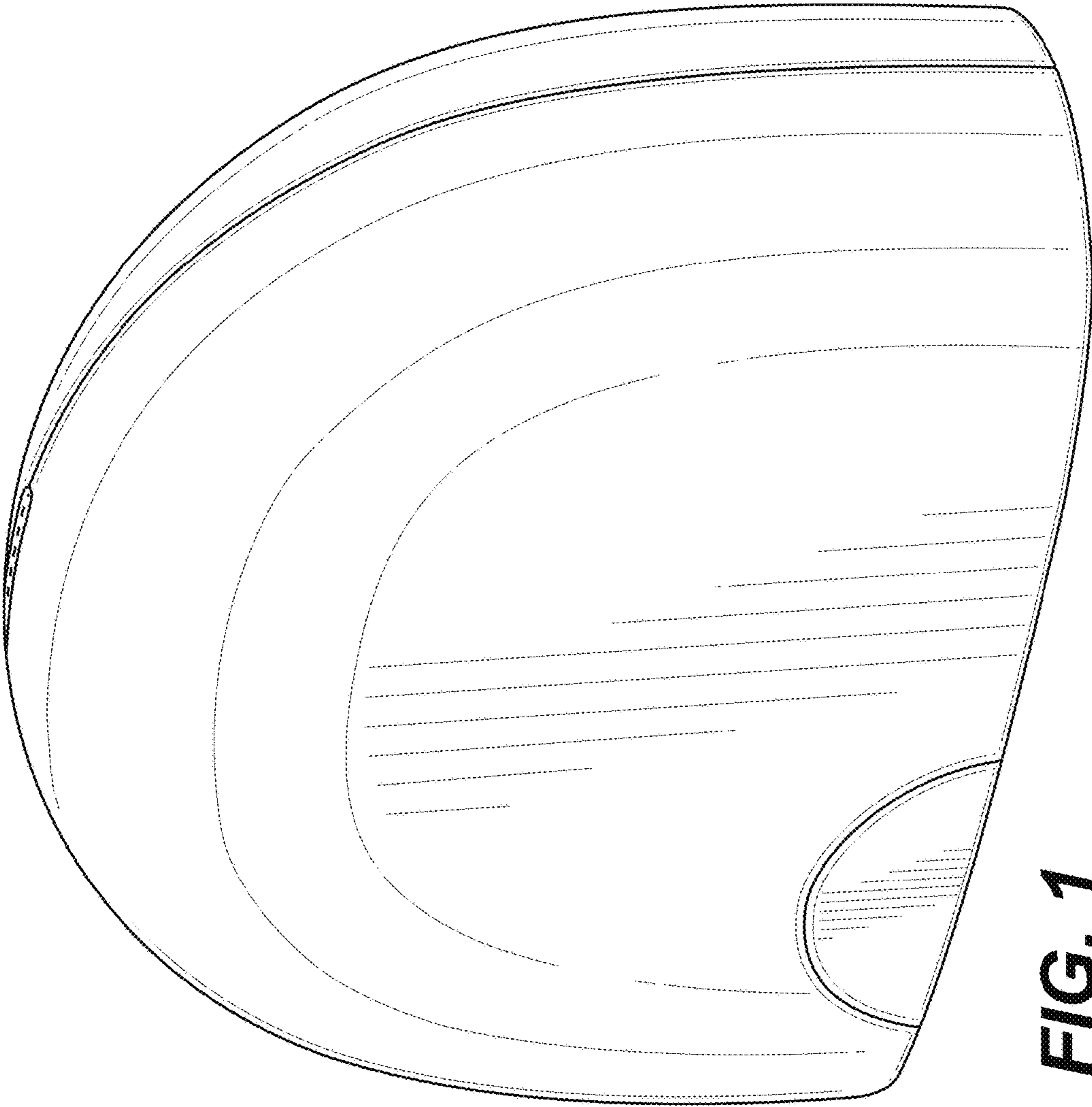
**DESCRIPTION**

FIG. 1 is a front perspective view of a coin bank showing my new design;  
FIG. 2 is a front view thereof;  
FIG. 3 is a rear view thereof;  
FIG. 4 is a left side view thereof;  
FIG. 5 is a right side view thereof;  
FIG. 6 is a top view thereof; and,  
FIG. 7 is a bottom view thereof.

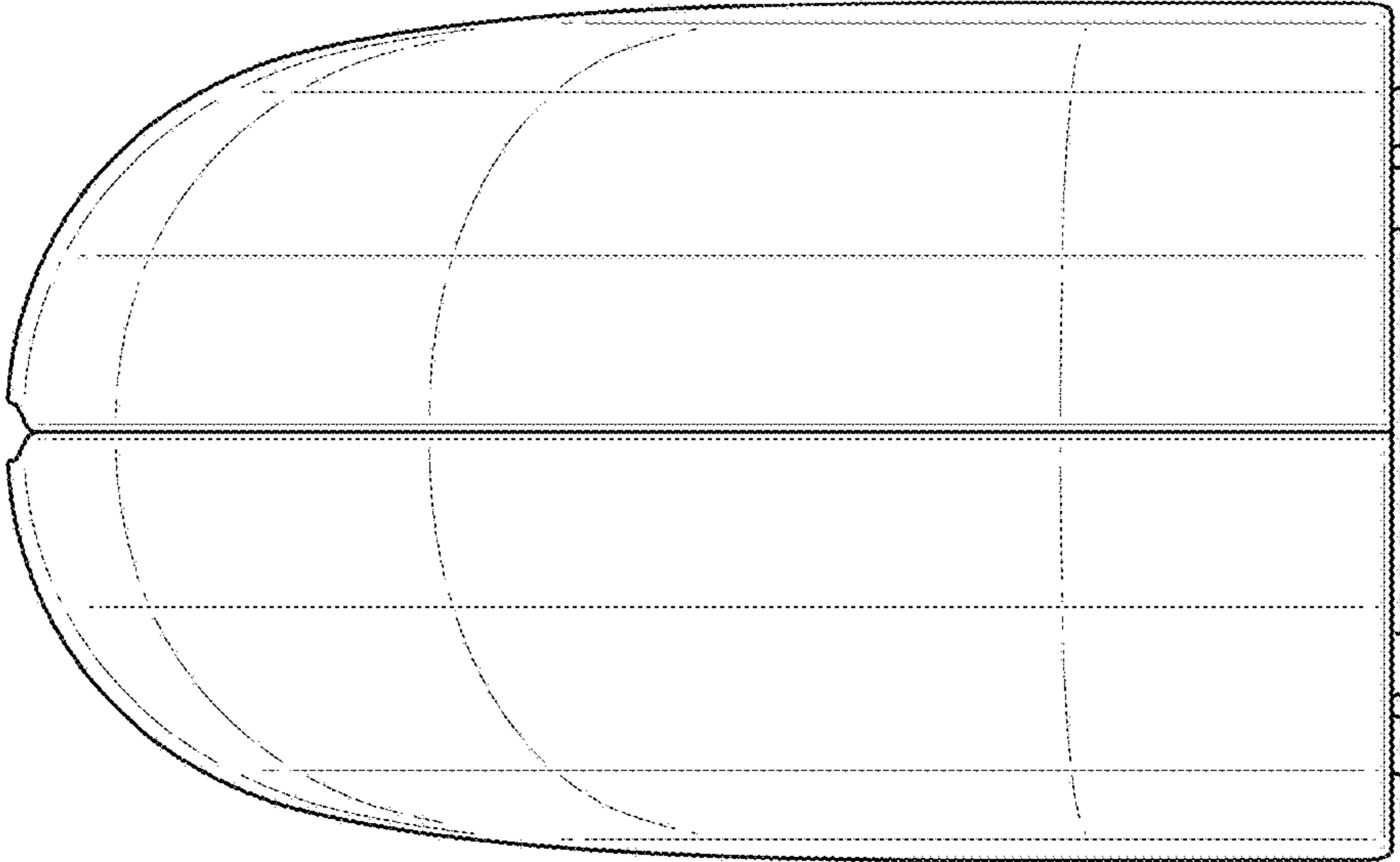
The broken line showing of the bottom surface features of the coin bank and the interior of the coin slot illustrates environmental structure which forms no part of the claimed design.

**1 Claim, 7 Drawing Sheets**

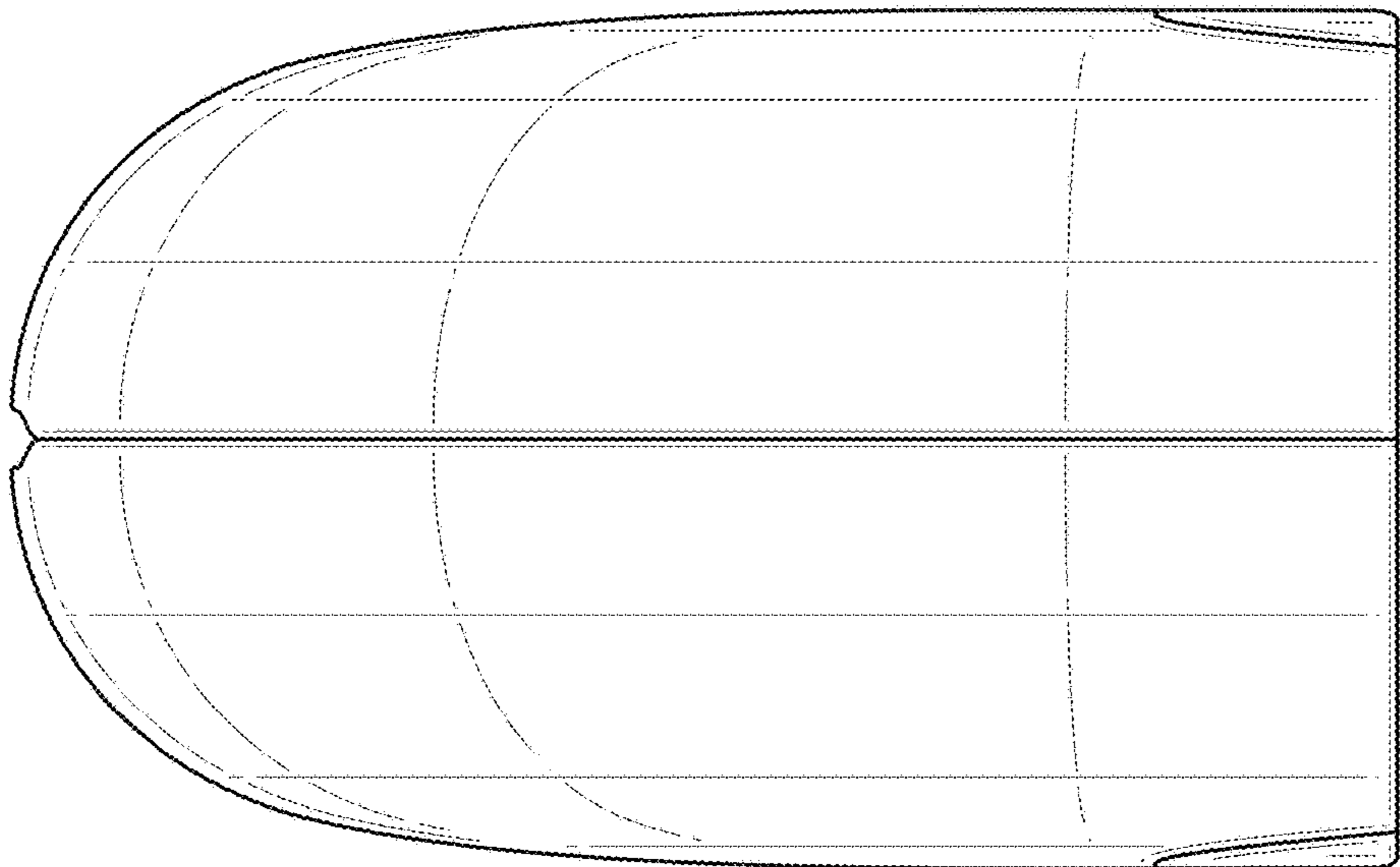





**FIG. 1**



**FIG. 2**

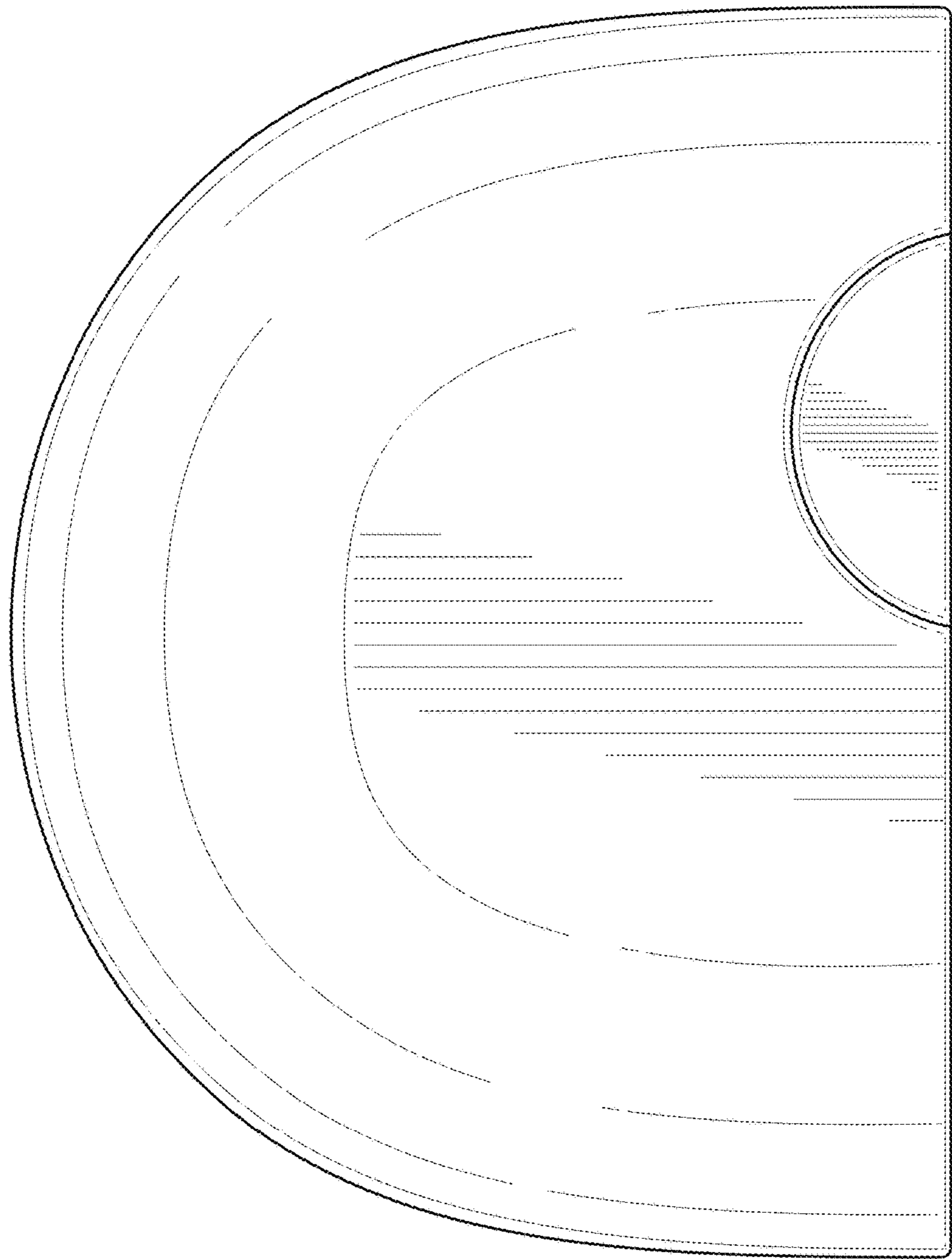


**FIG. 3**

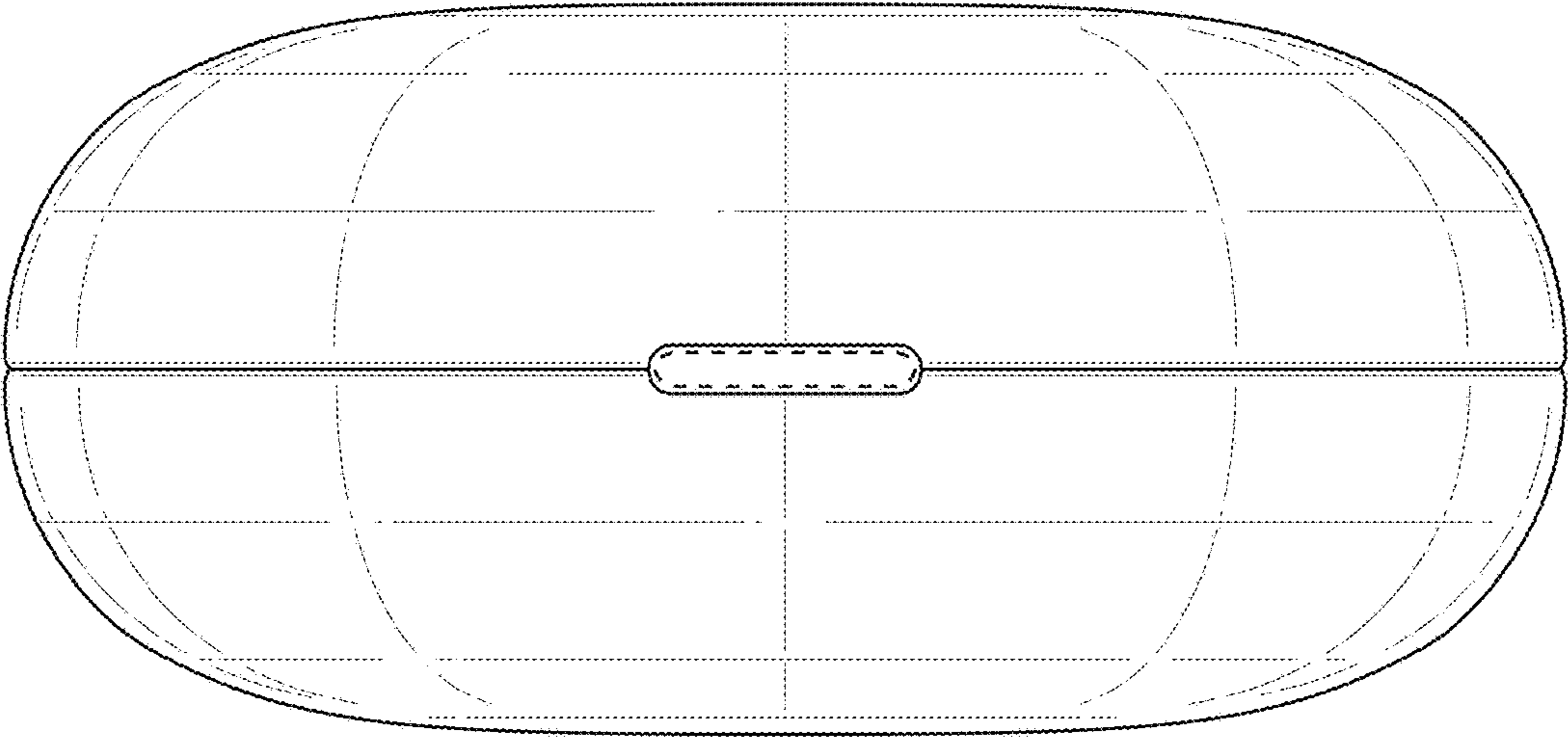


**FIG. 4**

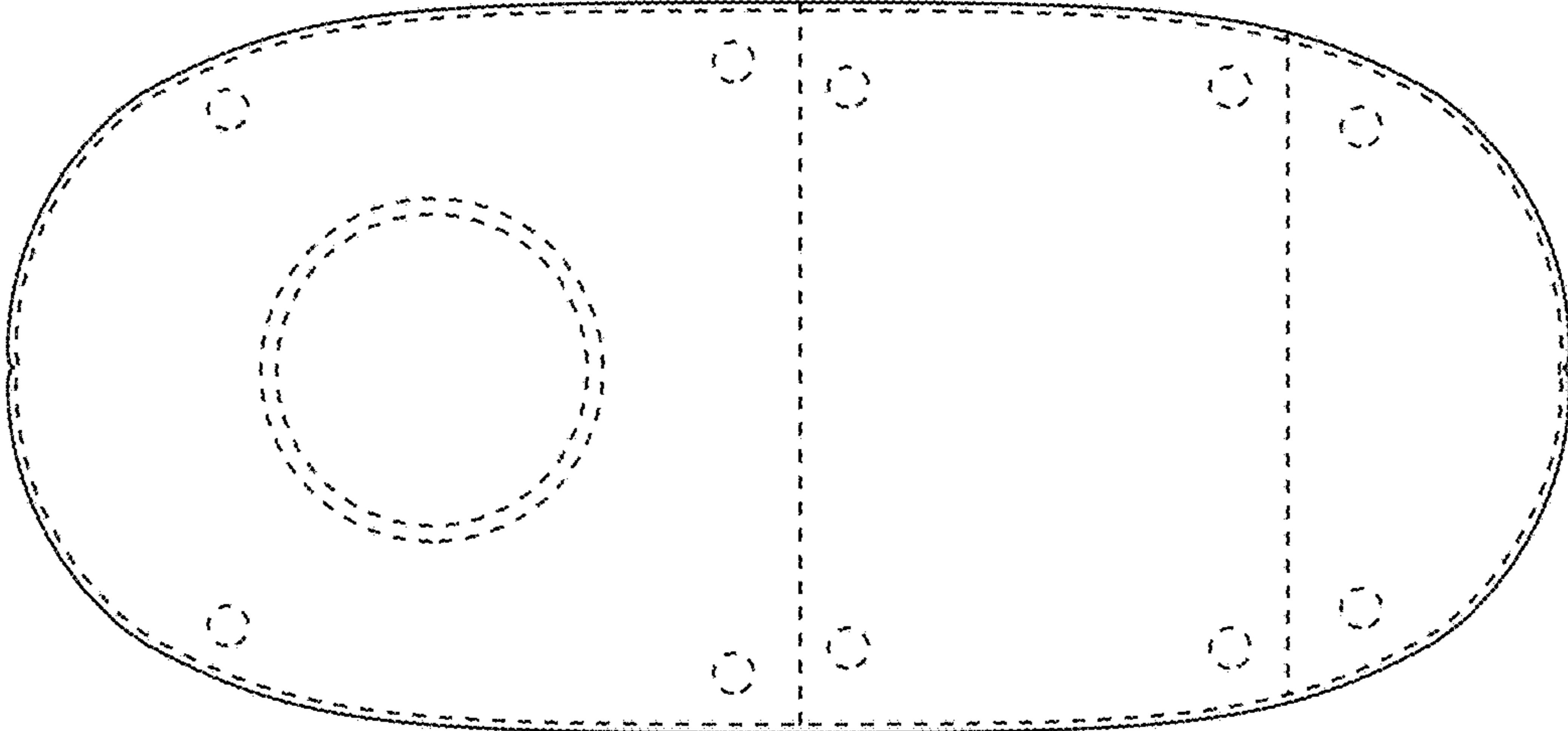




**FIG. 5**



**FIG. 6**



**FIG. 7**