

US00D866899S

(12) **United States Design Patent** (10) **Patent No.:** **US D866,899 S**
Harrington et al. (45) **Date of Patent:** **** Nov. 12, 2019**

(54) **TOOL GRIP** 4,809,388 A 3/1989 Dietrich
4,863,299 A 9/1989 Osberghaus
(71) Applicant: **Unger Marketing International, LLC,** D359,605 S 6/1995 Janikowski
Bridgeport, CT (US) 5,553,759 A 9/1996 McMaster
D378,798 S * 4/1997 Berti D32/52
(72) Inventors: **William Harrington,** Charlestown, RI 5,632,429 A 5/1997 Cantwell
(US); **Stephen Huda,** Shelton, CT (US) D388,934 S 1/1998 Ames, Jr. et al.
5,720,071 A 2/1998 Hall
5,725,422 A * 3/1998 Leweck B24B 23/005
(73) Assignee: **UNGER MARKETING** 5,771,535 A 6/1998 Blessing
INTERNATIONAL, LLC, Bridgeport, 16/426
CT (US) D396,910 S * 8/1998 Henke D32/48
(Continued)

(**) Term: **15 Years**

FOREIGN PATENT DOCUMENTS

(21) Appl. No.: **29/616,957**
(22) Filed: **Sep. 11, 2017**
(51) **LOC (12) Cl.** **08-05**
(52) **U.S. Cl.**
USPC **D32/52; D8/14**
(58) **Field of Classification Search**
USPC D8/14, 51, 82, 83, 95, 98, 107; D32/49,
D32/50, 51, 52
CPC A47L 13/52; A47L 13/12; A47L 13/00;
A47L 13/20; A47L 13/24; A47L 13/22;
A46B 7/04; A46B 7/06; A46B 5/00;
B43M 11/02
See application file for complete search history.

EP 1761155 3/2007
WO 2006002655 1/2006

Primary Examiner — Philip S Hyder
(74) Attorney, Agent, or Firm — Cantor Colburn LLP

(57) **CLAIM**

The ornamental design for a tool grip, as shown and described.


DESCRIPTION

FIG. 1 is a top perspective view of a tool grip according to the present disclosure;
FIG. 2 is a bottom perspective view of the tool grip of FIG. 1;
FIG. 3 is a first side view of the tool grip of FIG. 1;
FIG. 4 is a second, opposite side view of the tool grip of FIG. 1;
FIG. 5 is a front view of the tool grip of FIG. 1, the rear view being a mirror image thereof;
FIG. 6 is a top view of the tool grip of FIG. 1; and,
FIG. 7 is a bottom view of the tool grip of FIG. 1.
The broken lines depict portions of the tool grip in which the design is embodied that are not considered part of the claimed design.

(56) **References Cited**
U.S. PATENT DOCUMENTS

836,115 A 11/1906 Johnson
1,315,194 A 9/1919 Yamamoto
2,575,124 A 11/1951 Pollitt
2,961,676 A * 11/1960 Michaels A47L 13/146
15/119.2
4,088,252 A 5/1978 Grunberger
4,324,012 A 4/1982 Cannaday
D274,565 S * 7/1984 Smith, Jr. D32/44
4,468,830 A * 9/1984 Batchelor A47L 13/146
15/119.2
4,704,758 A 11/1987 Hoffman

1 Claim, 6 Drawing Sheets



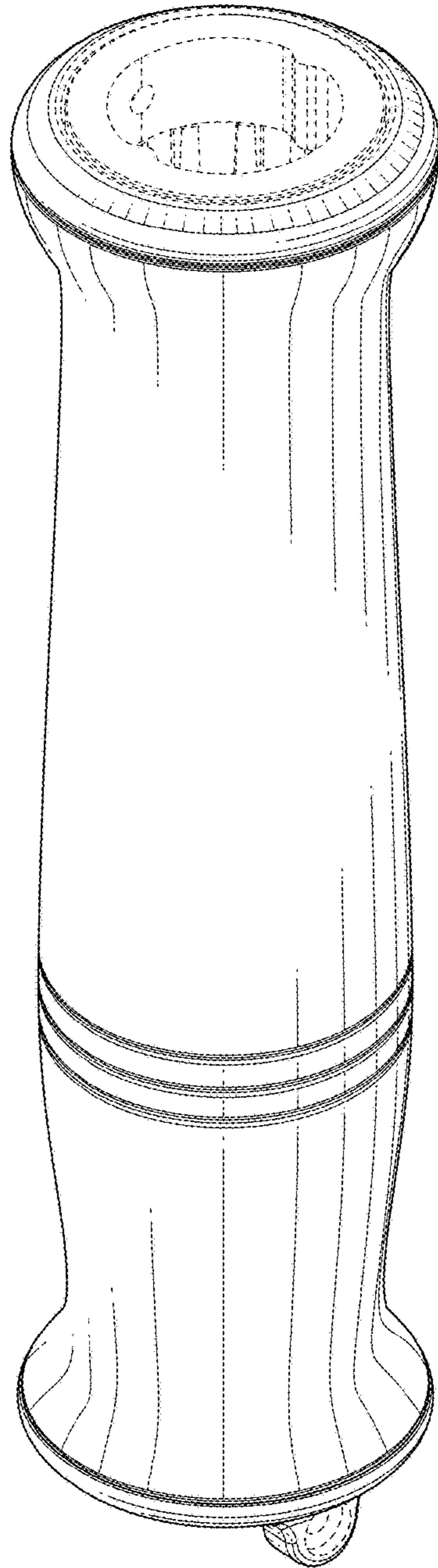


FIG. 1

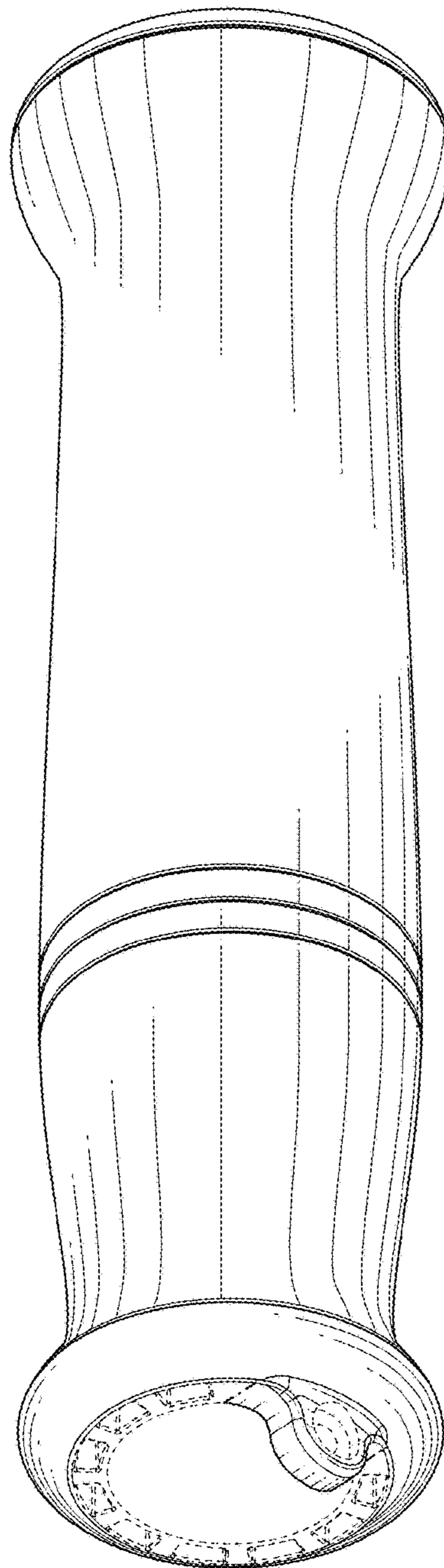


FIG. 2

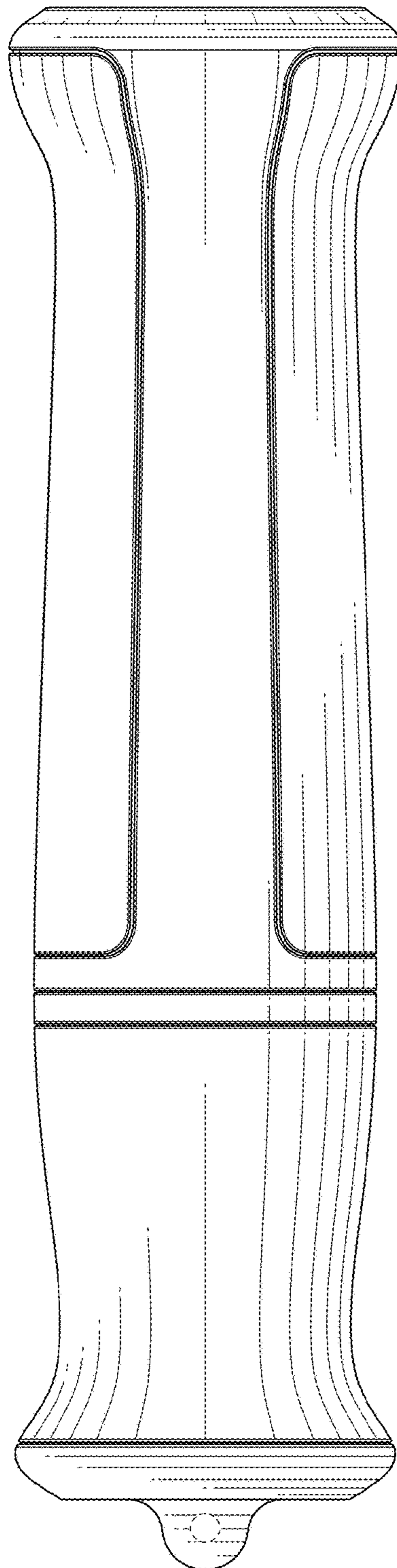


FIG. 3

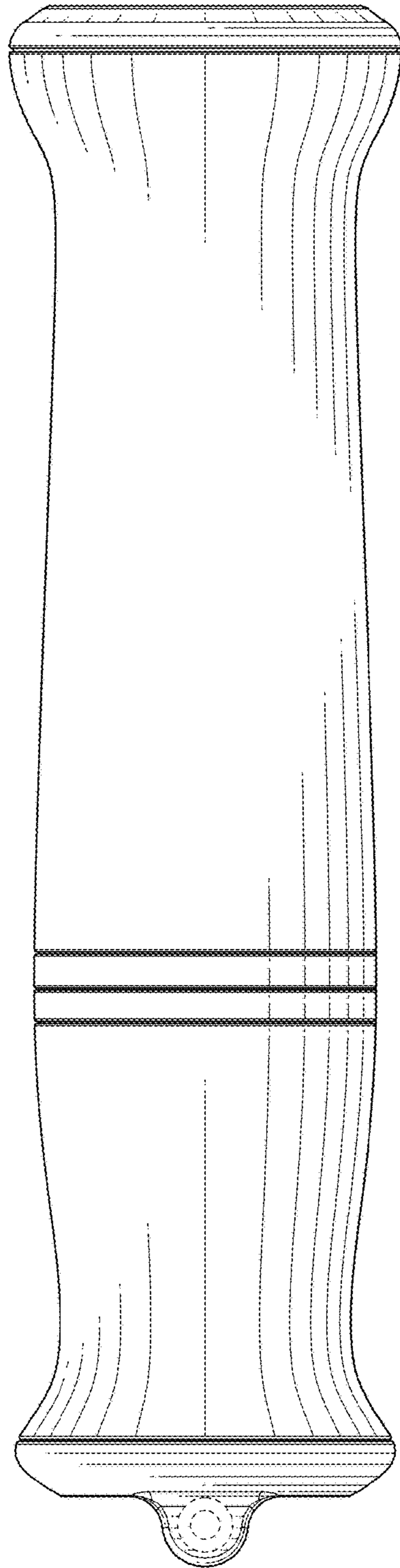


FIG. 4

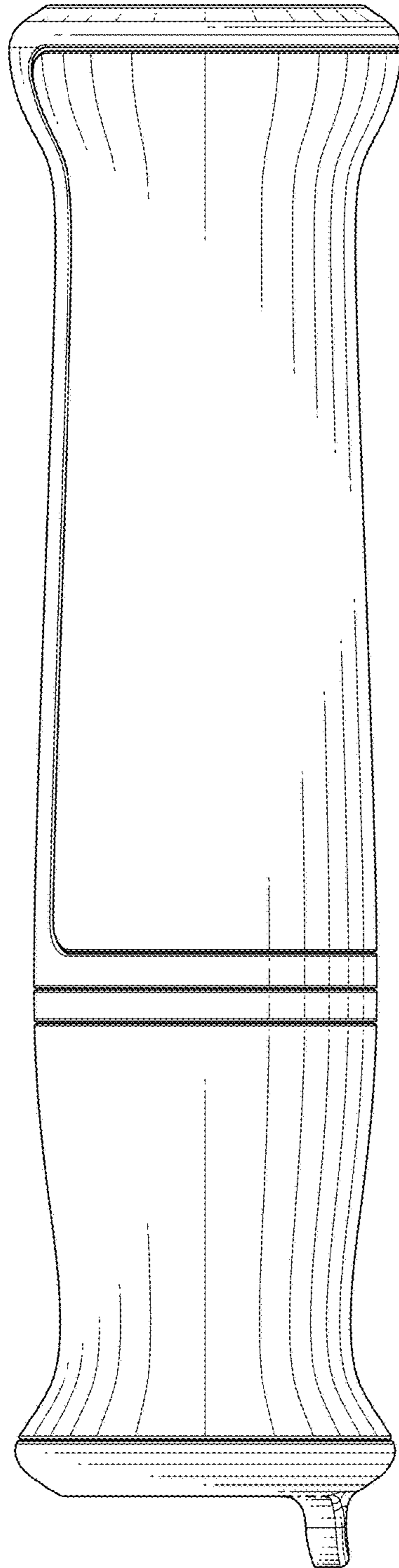


FIG. 5

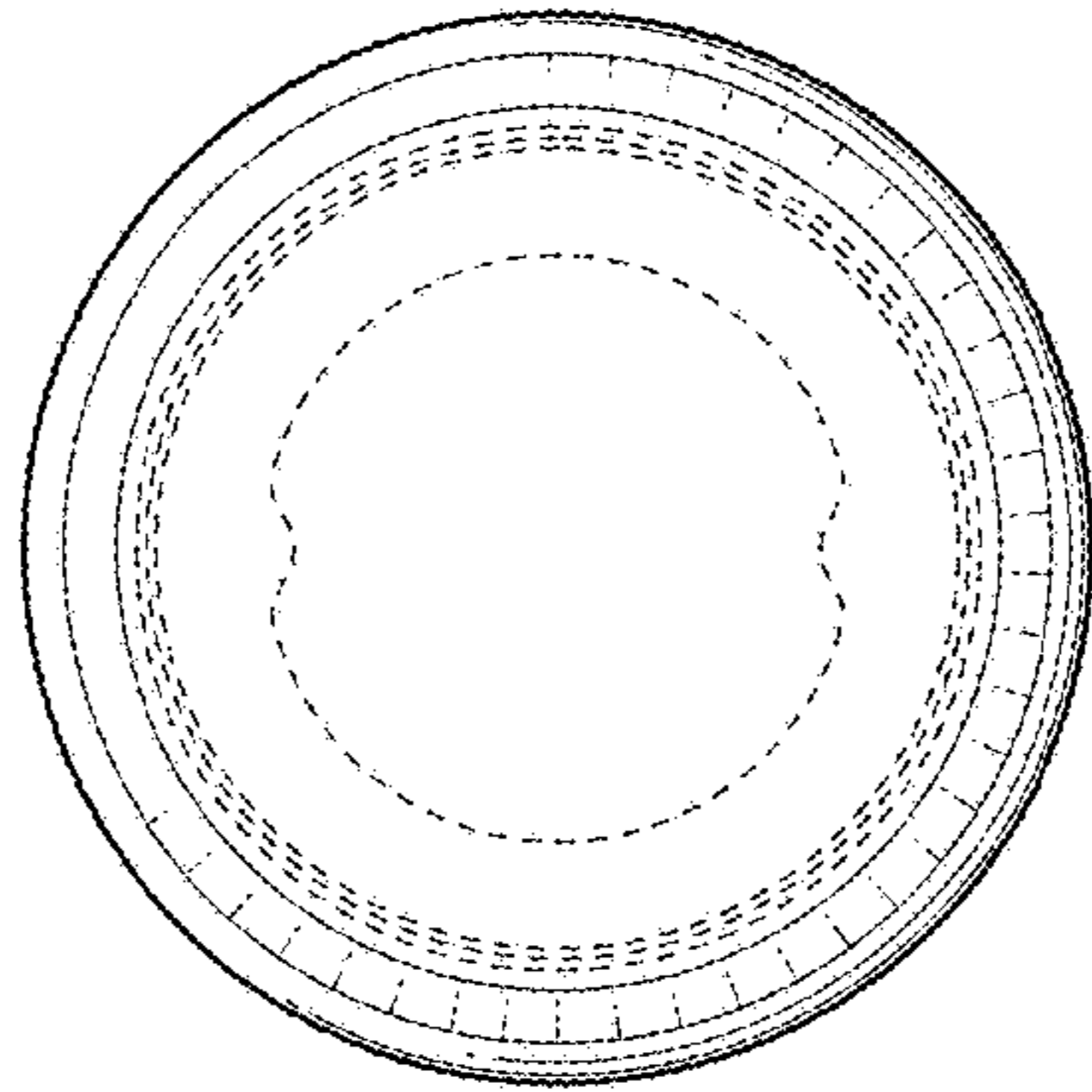


FIG. 6

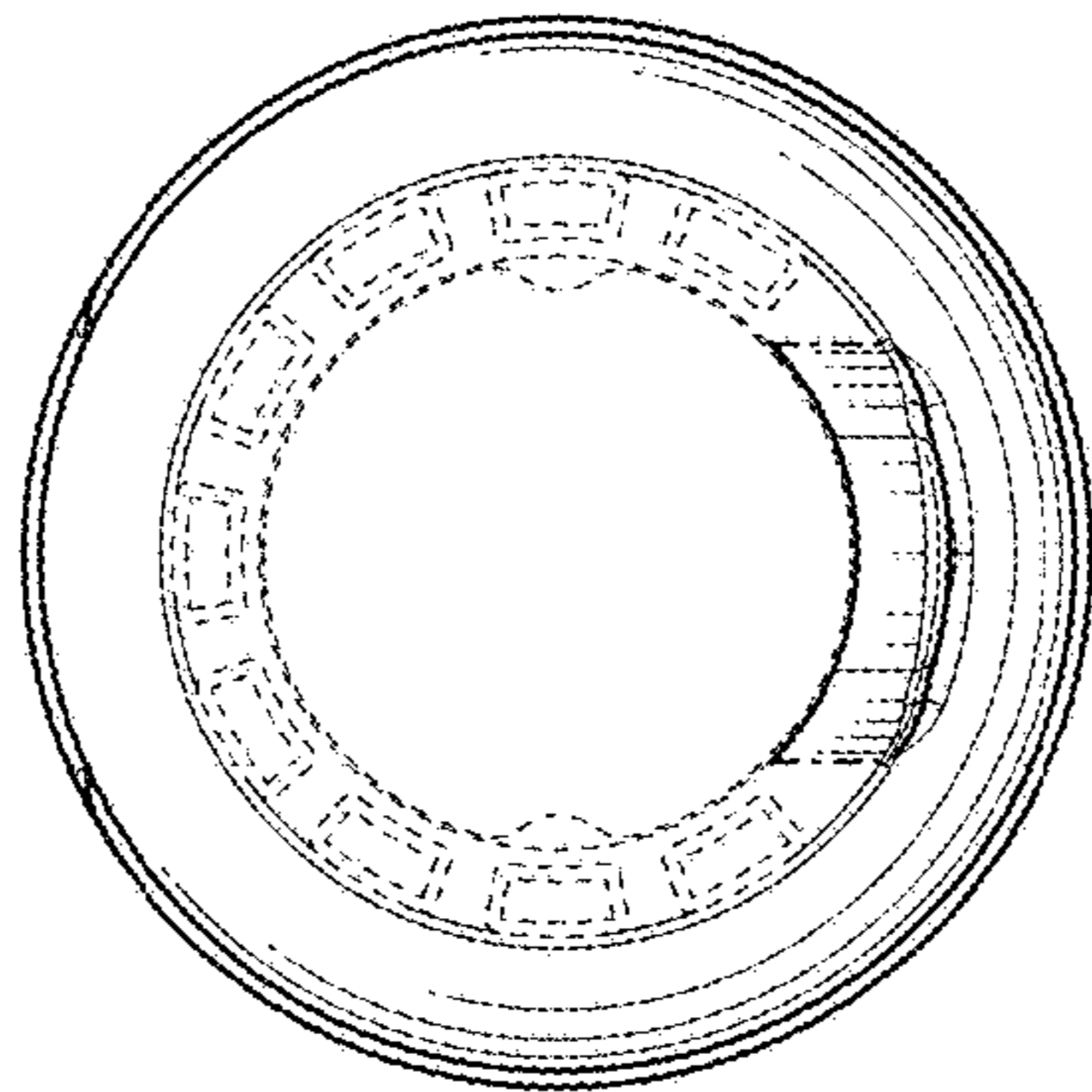


FIG. 7