

US00D866871S

(12) **United States Design Patent** (10) **Patent No.:** **US D866,871 S**
Hong (45) **Date of Patent:** **** Nov. 12, 2019**

(54) **WELDING GLOVE**

(71) Applicant: **Jin K. Hong**, Bellflower, CA (US)

(72) Inventor: **Jin K. Hong**, Bellflower, CA (US)

(73) Assignee: **PRIMAX MANUFACTURING & TRADING, INC.**, La Mirada, CA (US)

(**) Term: **15 Years**

(21) Appl. No.: **29/613,080**

(22) Filed: **Aug. 7, 2017**

Related U.S. Application Data

(63) Continuation-in-part of application No. 29/534,632, filed on Jul. 30, 2015, now abandoned.

(51) **LOC (12) Cl.** **02-06**

(52) **U.S. Cl.**
USPC **D29/117.1**

(58) **Field of Classification Search**
USPC D3/329; D29/113, 114, 116.1, 116.2, D29/117.1, 117.2, 118, 119, 120.1, 122,
(Continued)

(56) **References Cited**

U.S. PATENT DOCUMENTS

D57,279 S 3/1921 Seely
1,649,074 A 11/1927 Palicki
(Continued)

Primary Examiner — Philip S Hyder

Assistant Examiner — Cary M Robinson

(74) *Attorney, Agent, or Firm* — Kenneth L. Green;
Averill & Green

(57) **CLAIM**

The ornamental design for an welding glove, as shown and described.

DESCRIPTION

The patent or application file contains at least one drawing executed in color. Copies of this patent or patent application

publication with color drawing(s) will be provided by the Office upon request and payment of the necessary fee.

FIG. 1 is a top view of a right hand welding glove showing my new design, a left hand welding glove being a mirror image thereof.

FIG. 2 is a bottom view of the right hand welding glove showing my new design, the left hand welding glove being a mirror image thereof.

FIG. 3 is a first left side view of the right hand welding glove showing my new design with fingers raised, the left hand welding glove being a mirror image thereof.

FIG. 4 is a second left side view of the right hand welding glove showing my new design with fingers straight, the left hand welding glove being a mirror image thereof.

FIG. 5 is a third left side view of the right hand welding glove showing my new design with fingers lowered, the left hand welding glove being a mirror image thereof.

FIG. 6 is a left side and top view of the right hand welding glove showing my new design, the left hand welding glove being a mirror image thereof.

FIG. 7 is a right side view of the right hand welding glove showing my new design, the left hand welding glove being a mirror image thereof.

FIG. 8 is a right side and top view of the right hand welding glove showing my new design, the left hand welding glove being a mirror image thereof.

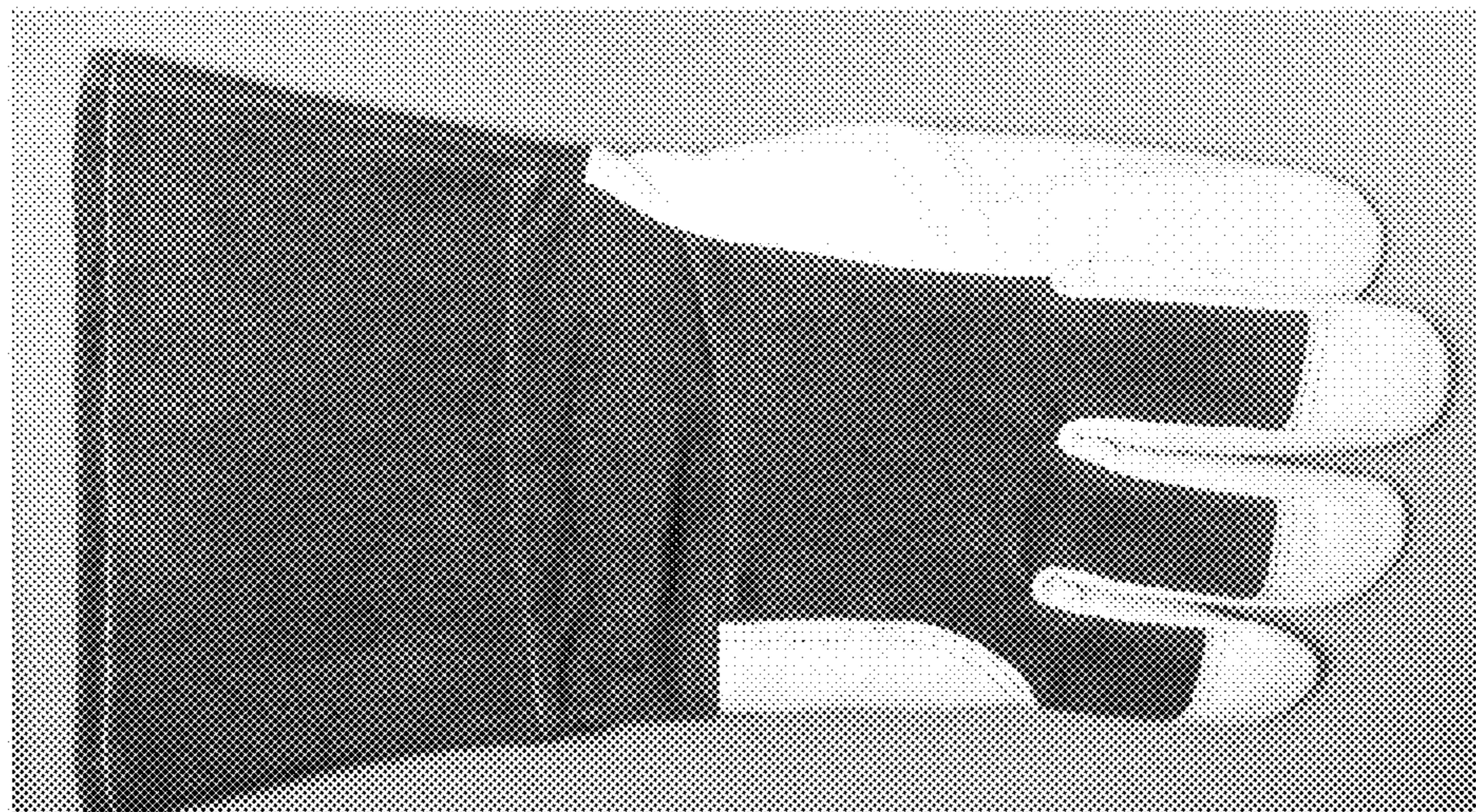
FIG. 9 is a second right side and top view of the right hand welding glove showing my new design, the left hand welding glove being a mirror image thereof.

FIG. 10 is a front perspective view of the right hand welding glove showing my new design, the left hand welding glove being a mirror image thereof.

FIG. 11 is a top and front perspective view of the right hand welding glove showing my new design, the left hand welding glove being a mirror image thereof; and,

FIG. 12 is a top and rear perspective view of the right hand welding glove showing my new design, the left hand welding glove being a mirror image thereof.

1 Claim, 6 Drawing Sheets
(6 of 6 Drawing Sheet(s) Filed in Color)



(58) **Field of Classification Search**

USPC D29/123; 2/158-160, 161.1-161.8,
 2/162-170, 16-21, 907, 910, 917;
 223/78-80; 446/327, 328
 CPC .. A41D 13/08; A41D 19/015; A41D 19/0058;
 A41D 19/0096; A41D 19/01505; A41D
 19/01511; A41D 31/0055; A41F 1/06;
 A61B 19/04; A63B 71/146
 See application file for complete search history.

D338,742 S 8/1993 Cherepanov
 5,369,806 A 12/1994 Chan
 D372,112 S 7/1996 Garneau
 D428,214 S * 7/2000 Mattesky D2/619
 D445,996 S * 8/2001 Kieman D2/617
 D632,441 S 2/2011 Hong
 D651,358 S 12/2011 Bulan
 D696,467 S 12/2013 Nelson
 D715,497 S * 10/2014 Roberts D29/117.1
 D751,770 S * 3/2016 Mathias D29/117.1
 D754,403 S * 4/2016 Roberts D2/619
 D856,595 S * 8/2019 Henderson D29/113

(56) **References Cited**

U.S. PATENT DOCUMENTS

1,809,877 A 6/1931 Wells
 1,934,332 A 11/1933 Skinner
 2,041,201 A * 5/1936 Neback A41D 13/082
 2/20
 2,448,697 A 9/1948 Bakke
 3,251,067 A 5/1966 Shmikler
 3,548,413 A 12/1970 Jackson
 D268,968 S * 5/1983 Sami 15/227
 D327,754 S * 7/1992 Hochgesang D29/117.1

2004/0210981 A1 10/2004 Jang
 2005/0010990 A1 1/2005 Jang
 2005/0144700 A1 * 7/2005 Lattari A41D 19/01511
 2/161.6
 2009/0089915 A1 * 4/2009 Franke A41D 19/0006
 2/161.8
 2009/0144881 A1 * 6/2009 Panosian A41D 19/0027
 2/161.6
 2011/0179551 A1 * 7/2011 VanErmen A41D 19/01558
 2/161.6
 2018/0352881 A1 * 12/2018 Kimbrough A41D 19/01529

* cited by examiner



FIG. 1

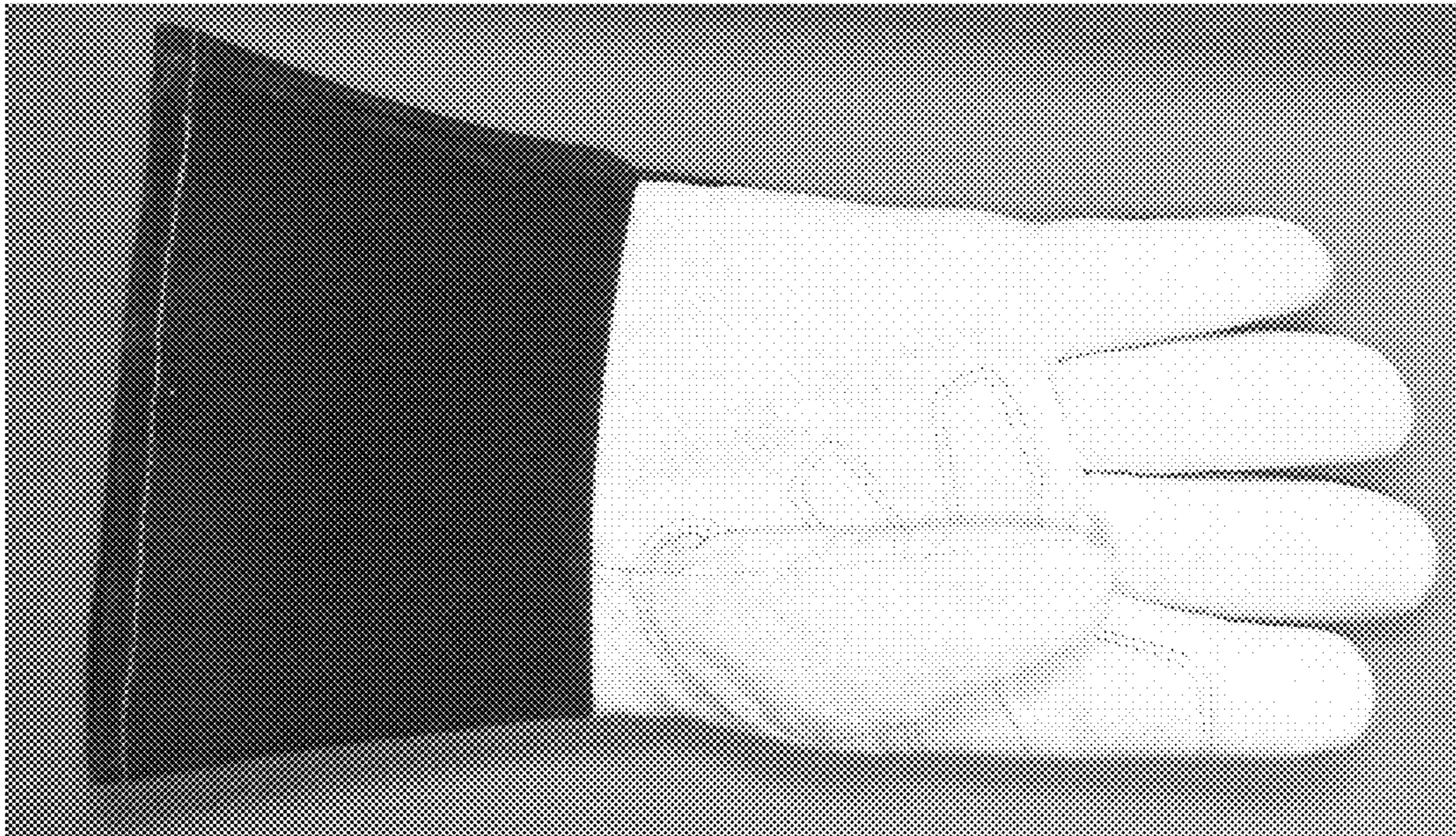


FIG. 2

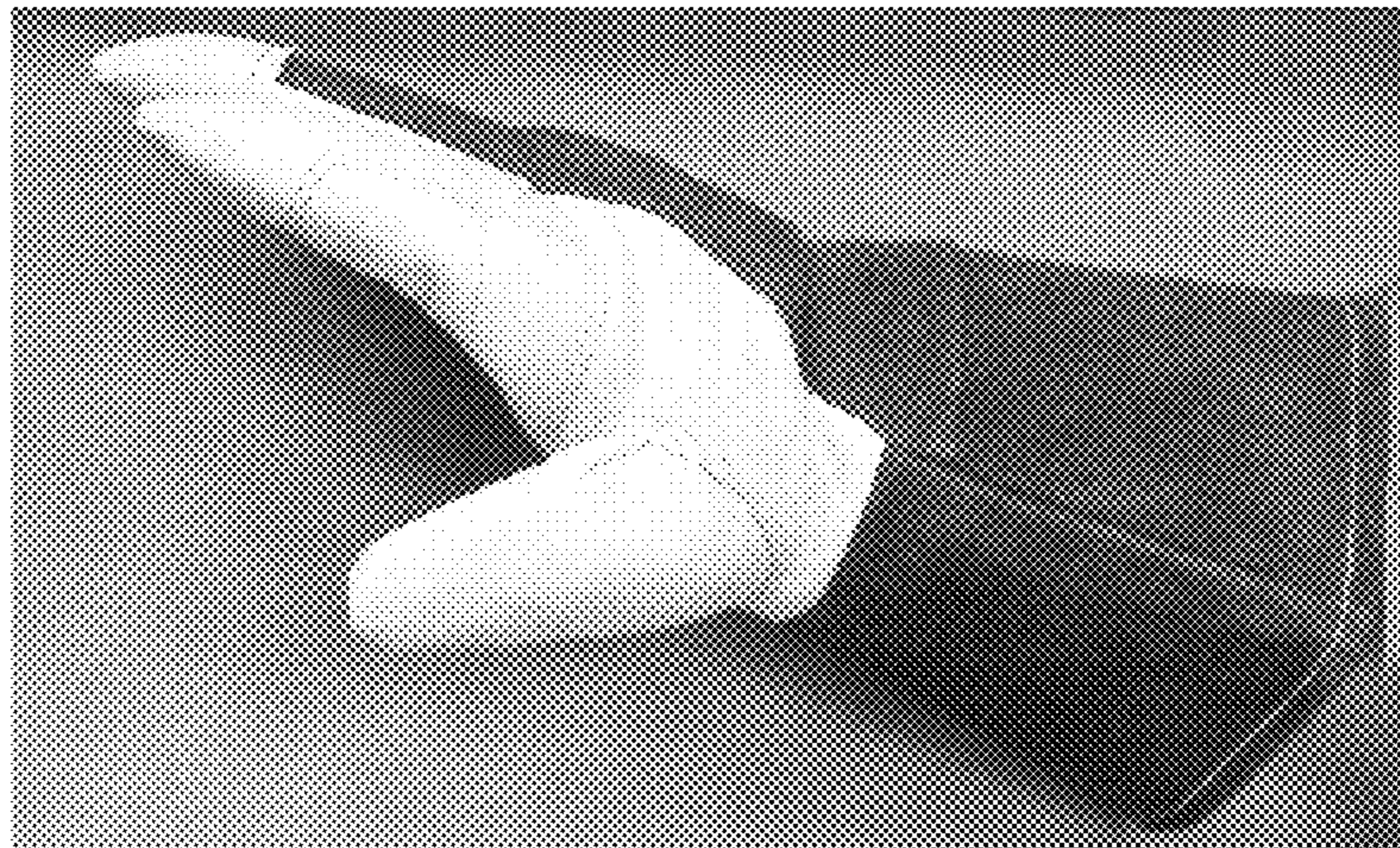


FIG. 3

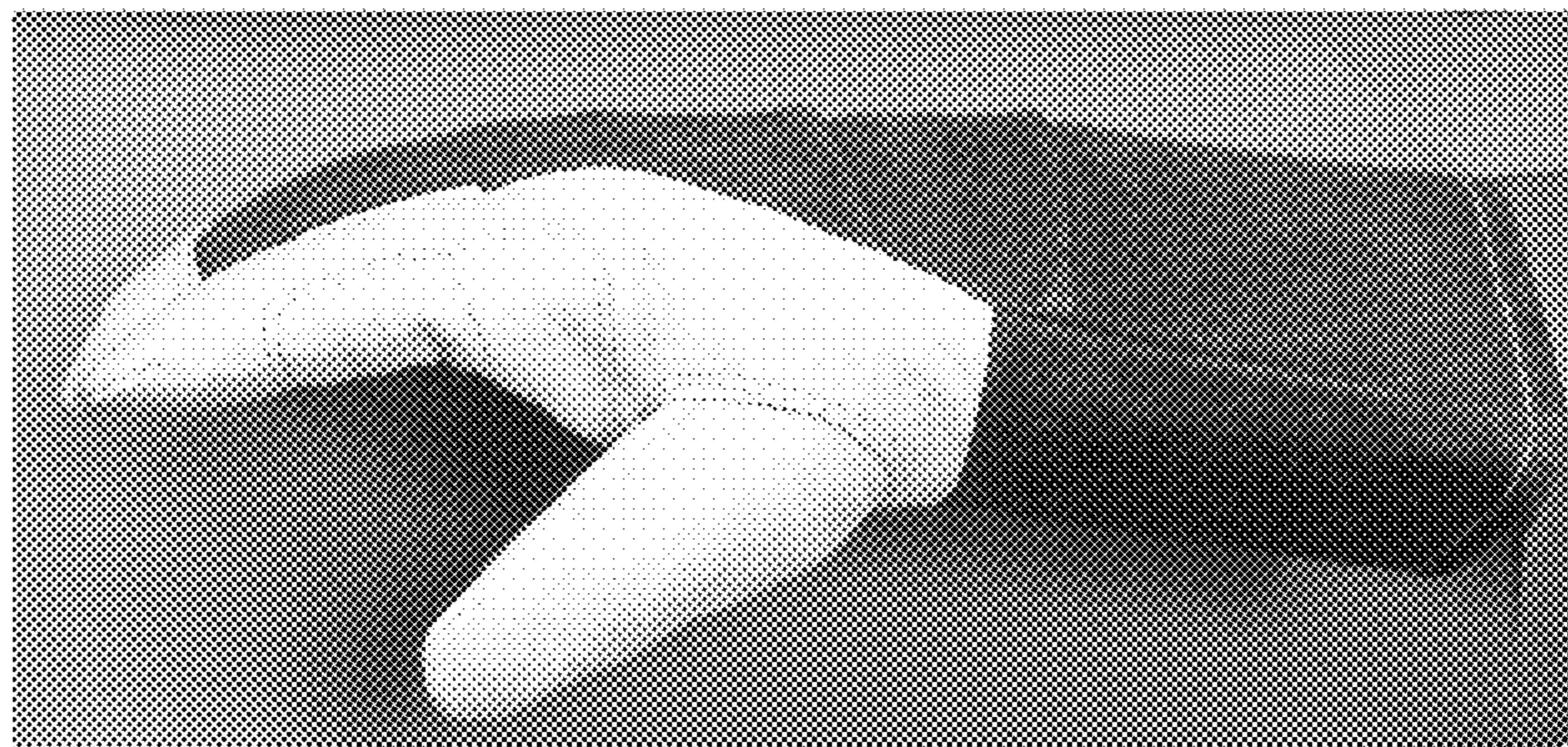


FIG. 4



FIG. 5

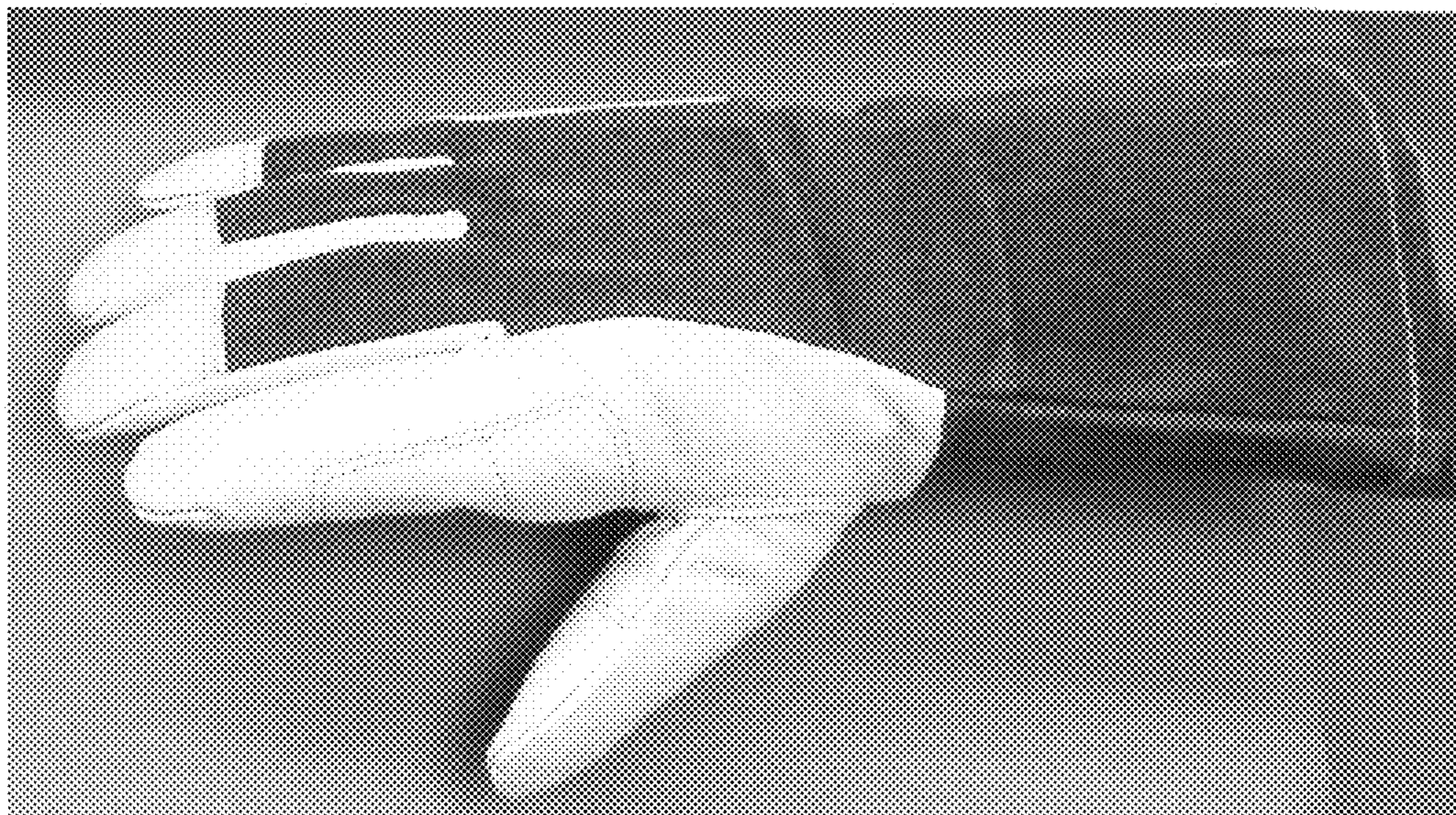


FIG. 6




FIG. 7



FIG. 8



FIG. 9

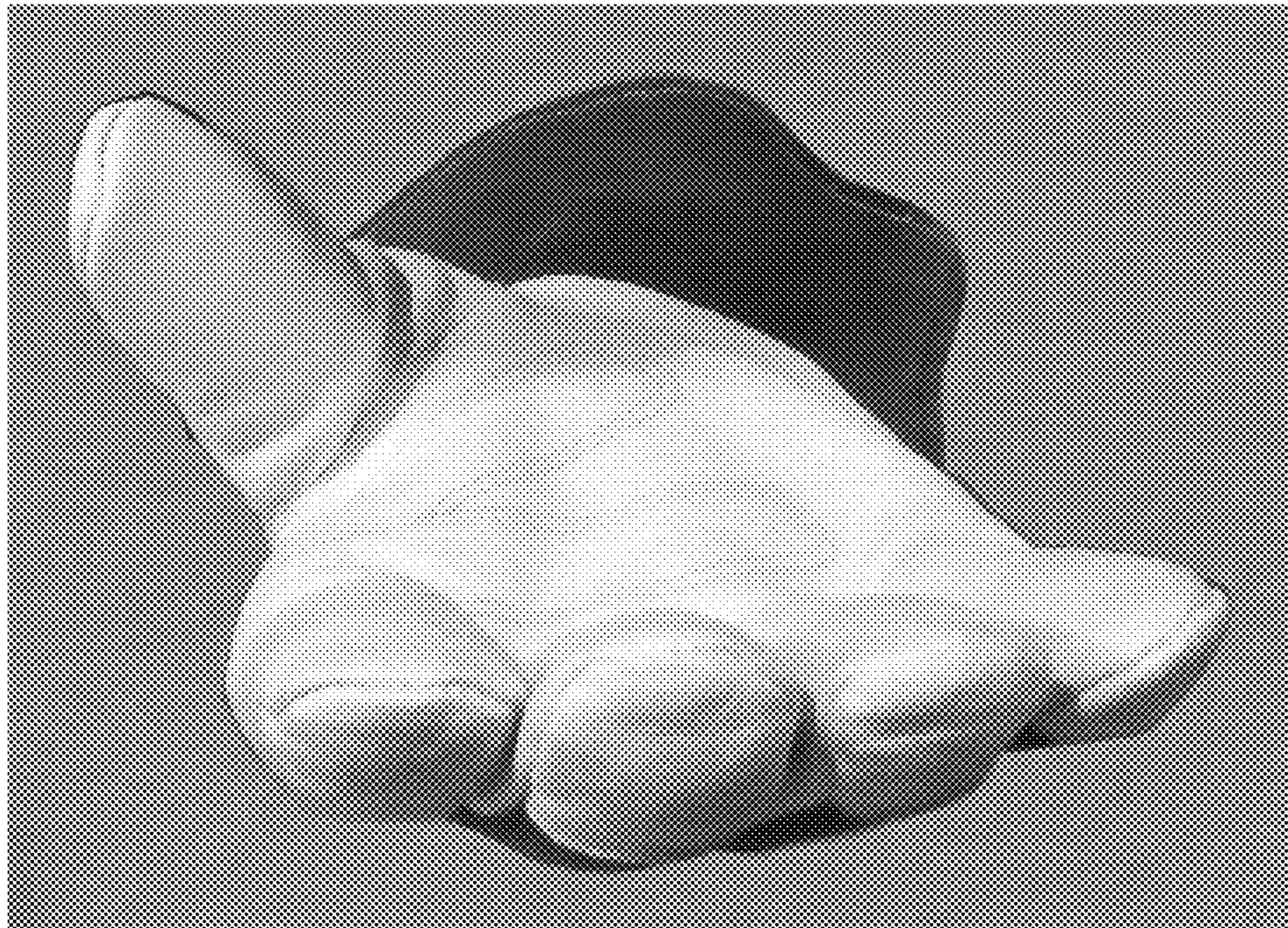


FIG. 10

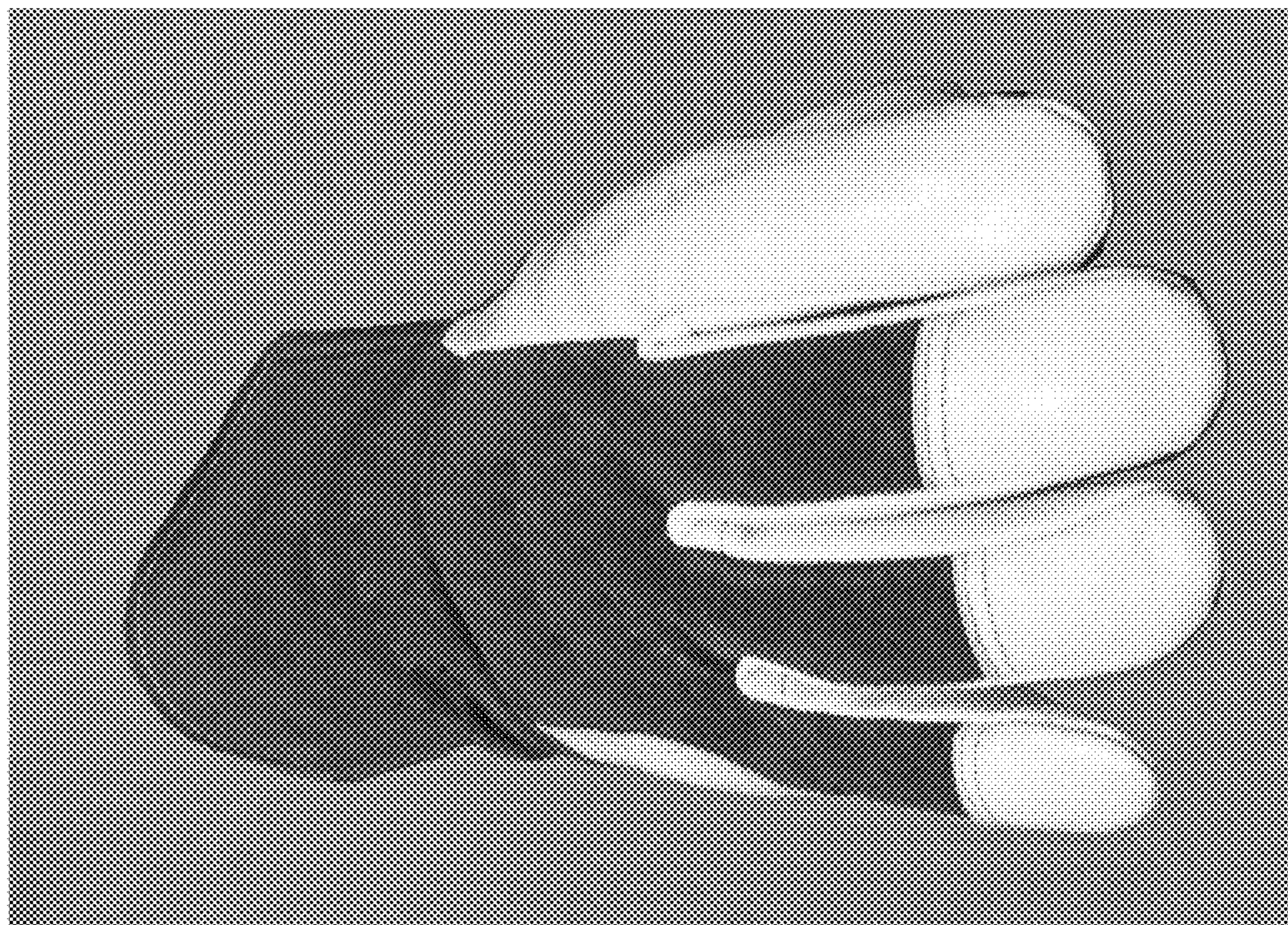


FIG. 11

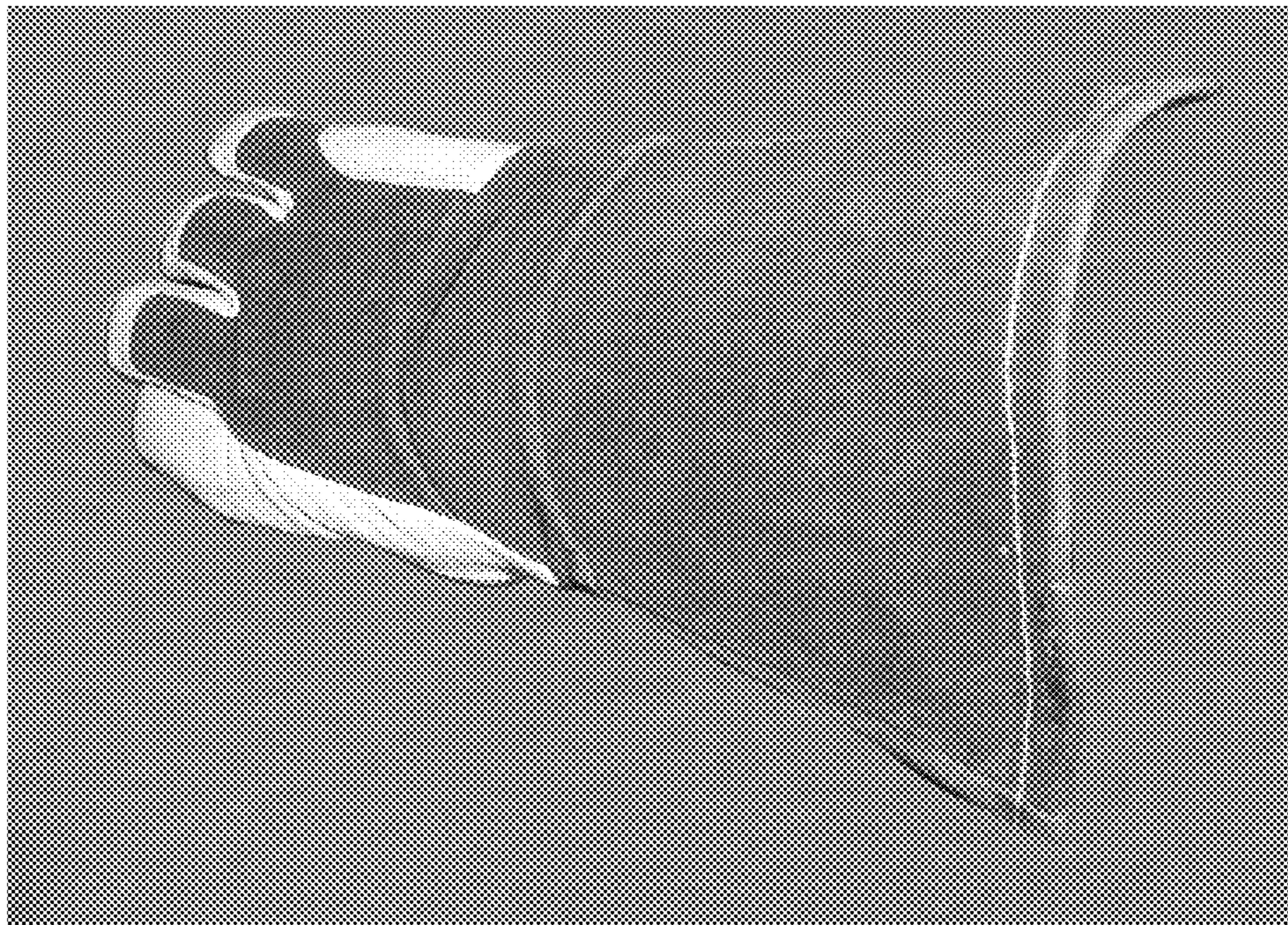


FIG. 12