

US00D866859S

(12) **United States Design Patent** (10) **Patent No.:** **US D866,859 S**  
**Chen** (45) **Date of Patent:** **\*\* Nov. 12, 2019**

(54) **HAIR CLIPPER**

(71) Applicant: **Minghua Chen**, Guangdong (CN)

(72) Inventor: **Minghua Chen**, Guangdong (CN)

(73) Assignee: **Shenzhen OuKu E-commerce Co., Ltd.**, Shenzhen, Guangdong (CN)

(\*\*) Term: **15 Years**

(21) Appl. No.: **29/633,397**

(22) Filed: **Jan. 13, 2018**

(51) **LOC (12) Cl.** ..... **28-03**

(52) **U.S. Cl.**  
USPC ..... **D28/53**

(58) **Field of Classification Search**  
USPC ..... D28/49-54  
CPC ..... B26B 19/00-08; B26B 19/10-107; B26B 19/20-205; B26B 19/38-3833; B26B 19/3853-3866; B26B 19/3886

See application file for complete search history.

(56) **References Cited**

**U.S. PATENT DOCUMENTS**

D628,745 S \* 12/2010 Dingelstad ..... D28/53  
8,453,333 B2 \* 6/2013 Long ..... B26B 19/06  
30/210  
D698,084 S \* 1/2014 Yoon ..... D28/53  
D721,205 S \* 1/2015 Colle ..... D28/53  
D722,200 S \* 2/2015 Nitsch ..... D28/53  
D722,723 S \* 2/2015 Nitsch ..... D28/53  
D749,786 S \* 2/2016 Werner ..... D28/53  
D771,314 S \* 11/2016 Andersson ..... D28/53

D771,315 S \* 11/2016 Andersson ..... D28/53  
2016/0325443 A1 \* 11/2016 Wevers ..... B26B 19/20  
2018/0281213 A1 \* 10/2018 Eijkelkamp ..... B26B 19/063

**OTHER PUBLICATIONS**

Chenfenggroup Professional hair care tool, 1 page, downloaded Feb. 19, 2019, [https://chenfenggroup.en.alibaba.com/product/60654309723-803264290/professional\\_barber\\_equipment\\_hair\\_trimmer\\_cordless\\_hair\\_clipper.html](https://chenfenggroup.en.alibaba.com/product/60654309723-803264290/professional_barber_equipment_hair_trimmer_cordless_hair_clipper.html) (Year: 2019).\*

\* cited by examiner

*Primary Examiner* — Jennifer Rivard

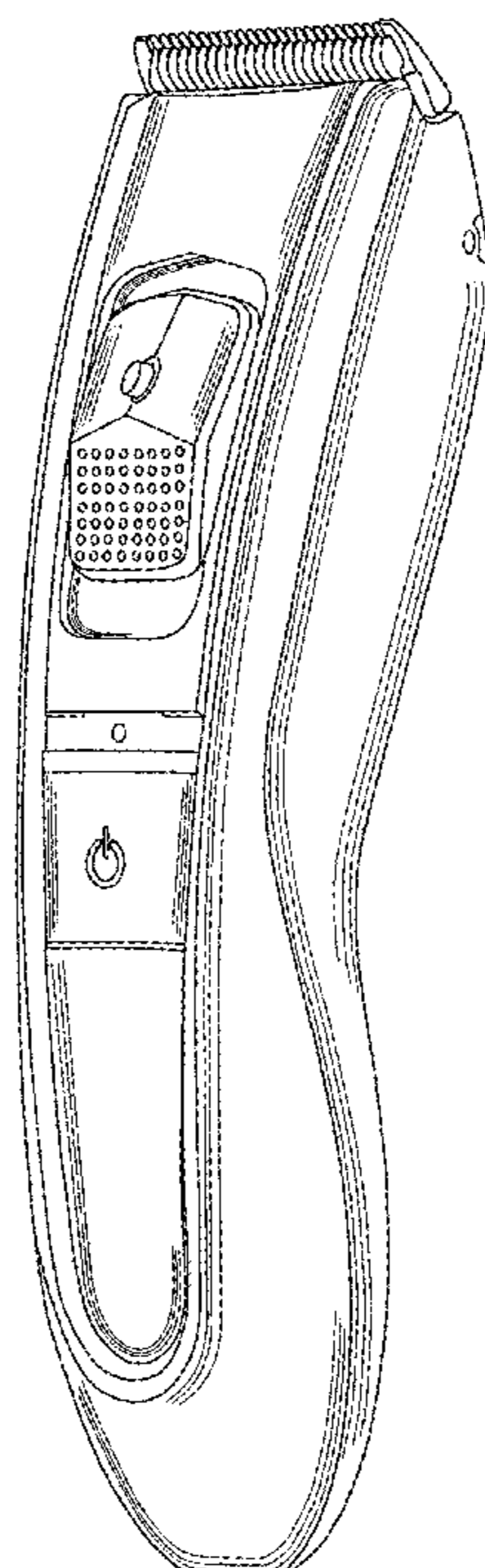
(57) **CLAIM**

I claim the ornamental design for a hair clipper, as shown and described.

**DESCRIPTION**

FIG. 1 is a perspective view of a hair clipper showing my new design;  
FIG. 2 is a front elevational view thereof;  
FIG. 3 is a rear elevational view thereof;  
FIG. 4 is a left side elevational view thereof;  
FIG. 5 is a right side elevational view thereof;  
FIG. 6 is a top plan view thereof; and,  
FIG. 7 is a bottom plan view thereof.  
The broken lines illustrate a portion of the hair clipper that forms no part of the claimed design.

**1 Claim, 7 Drawing Sheets**



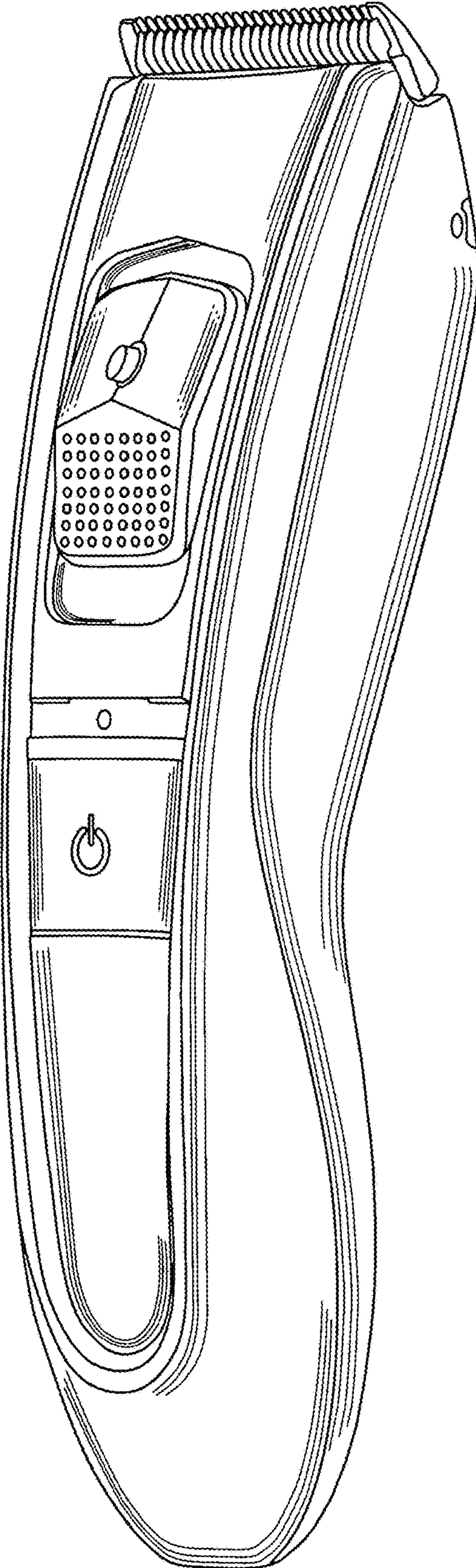


FIG. 1

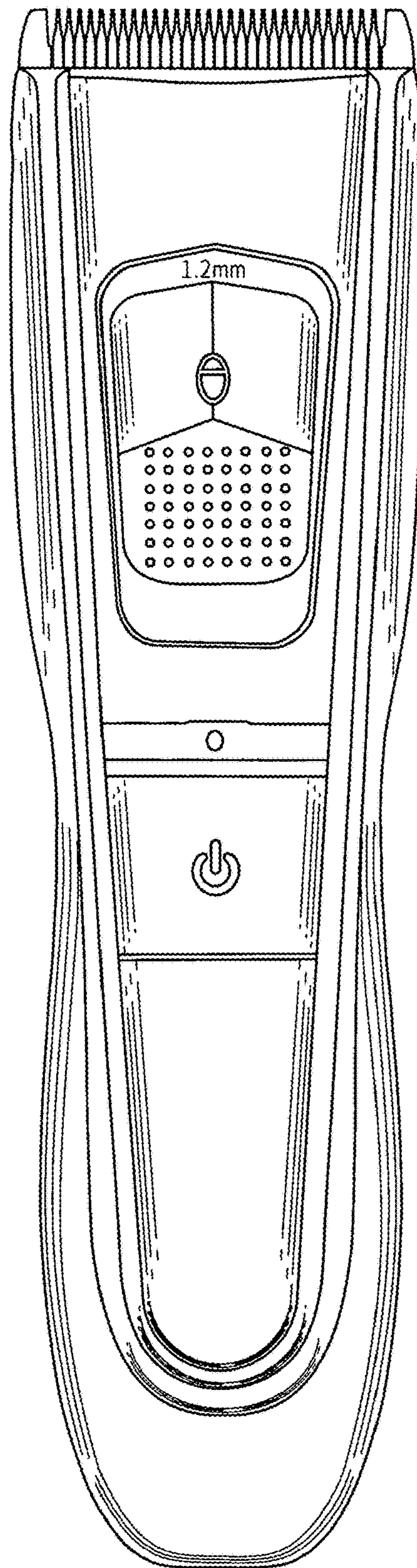


FIG. 2

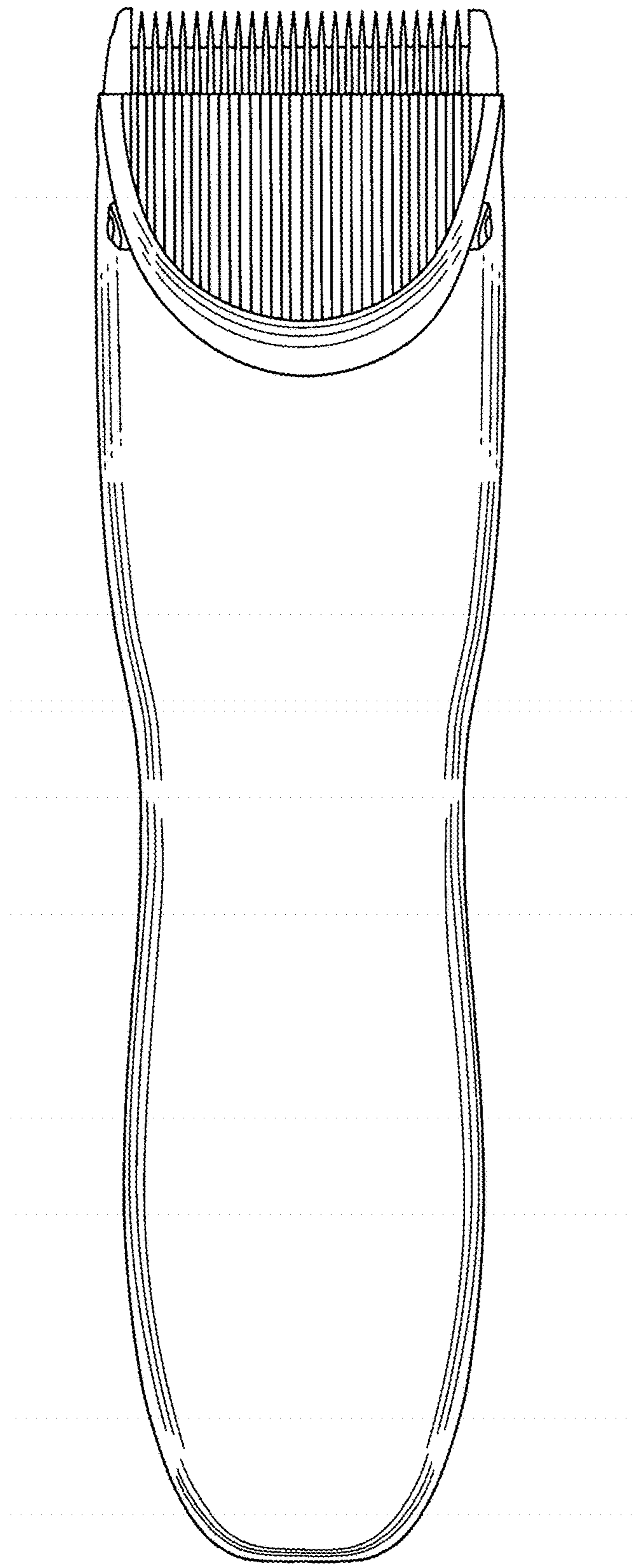


FIG. 3

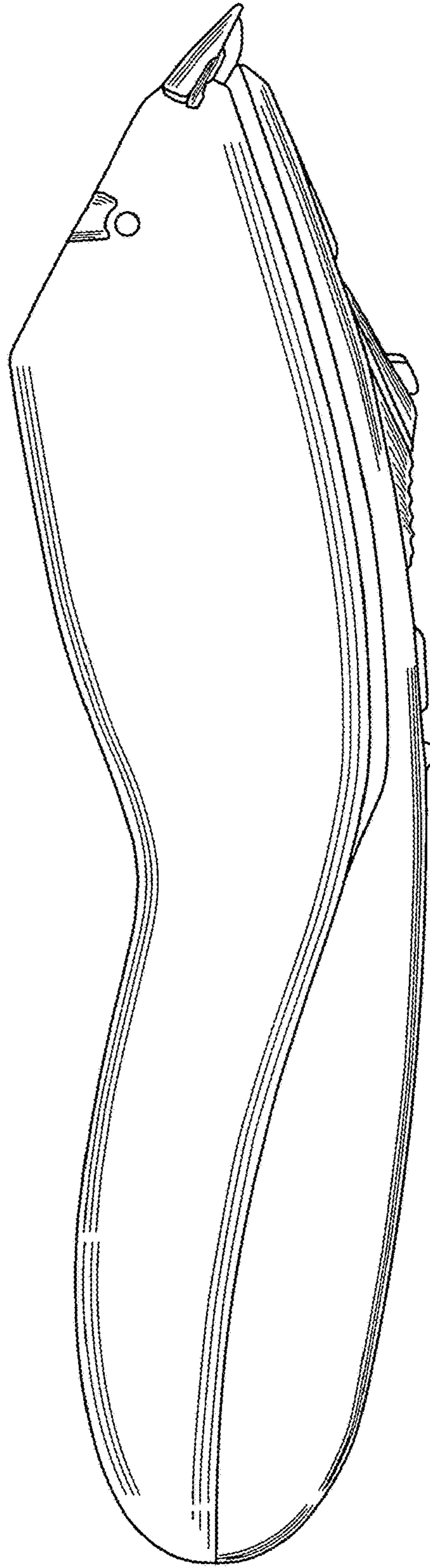


FIG. 4

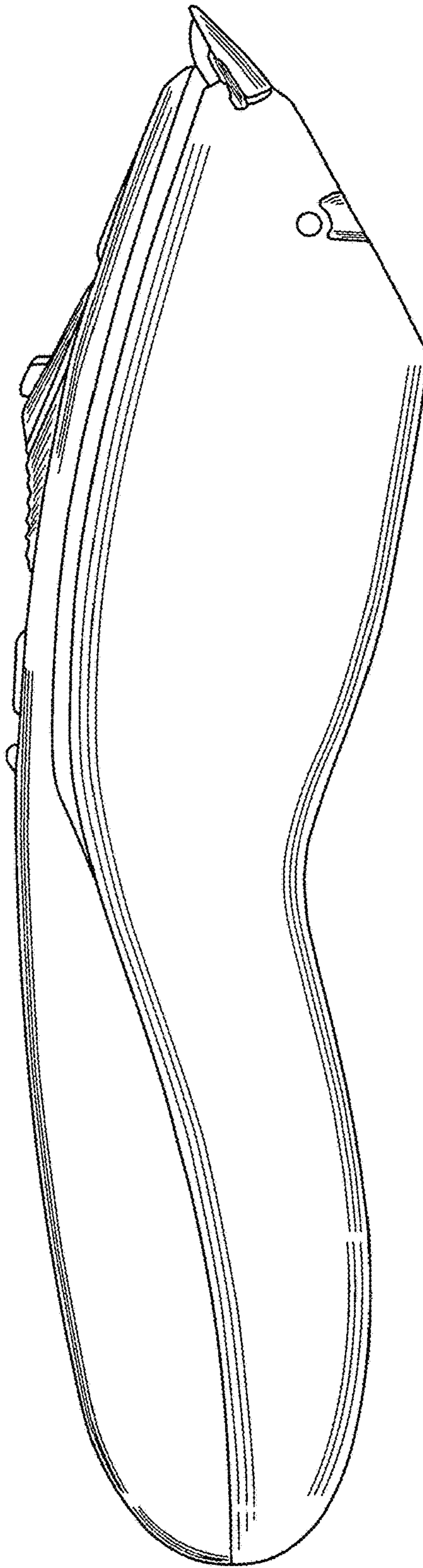


FIG. 5

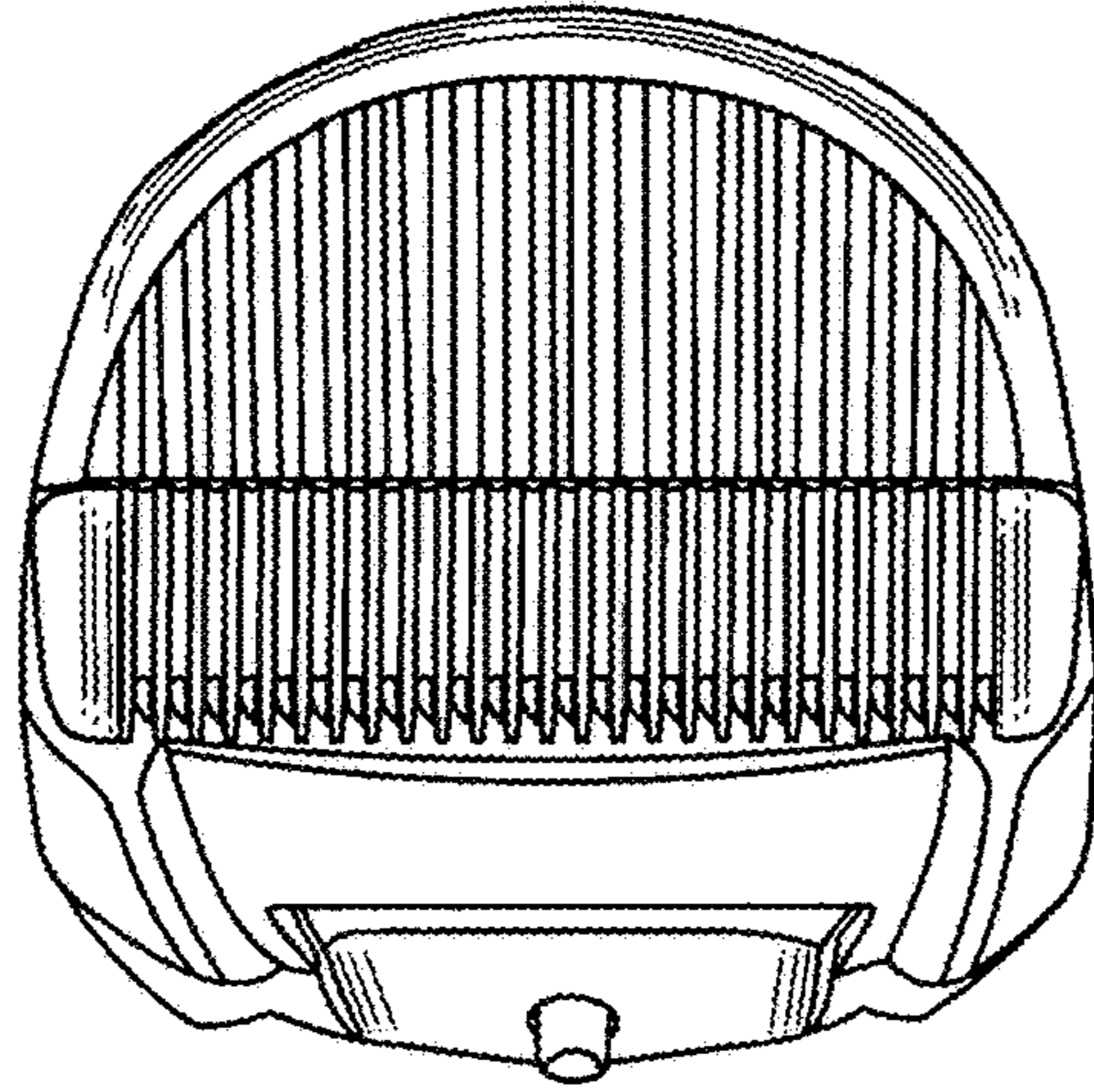


FIG. 6

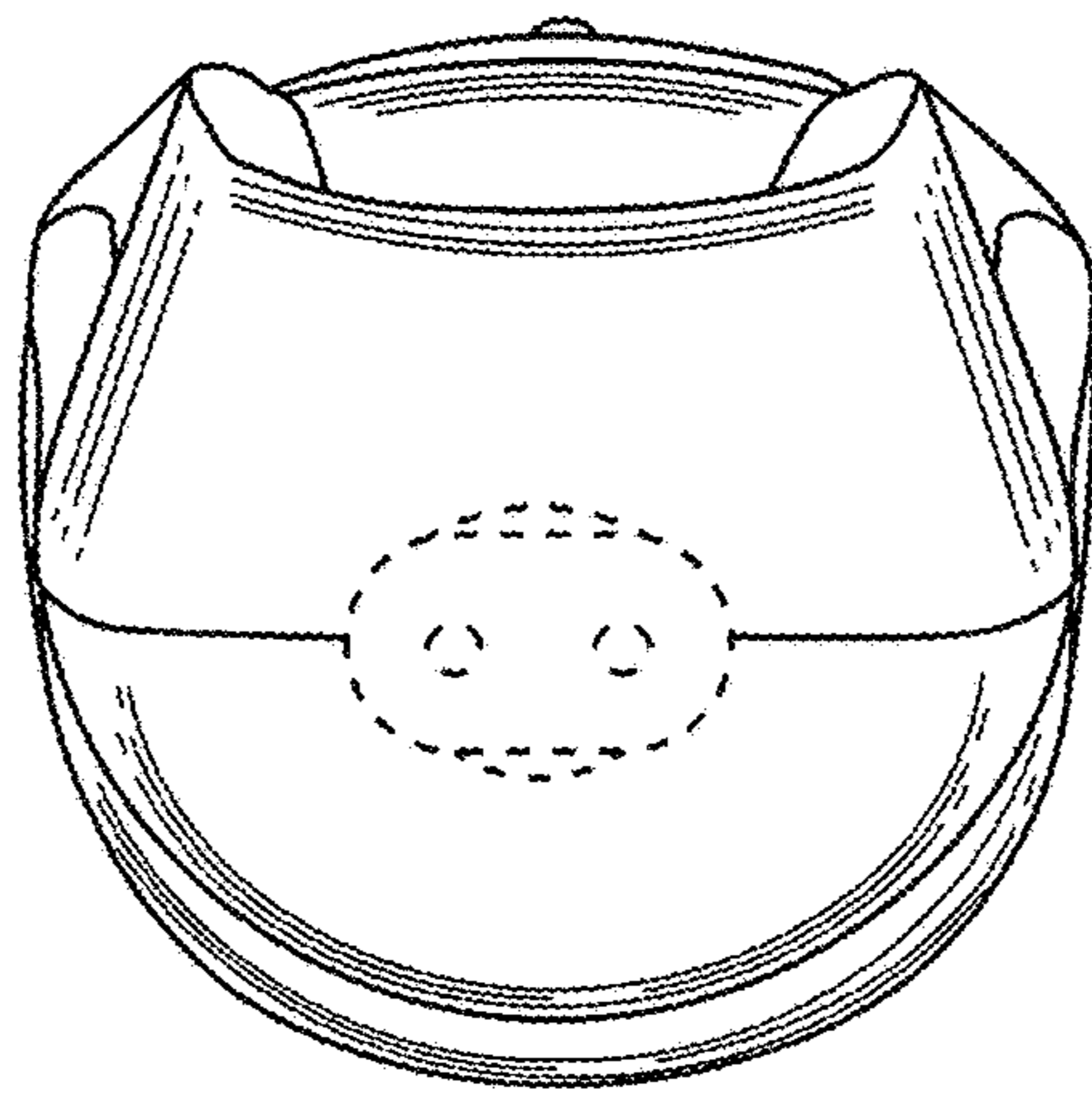


FIG. 7