



US00D866854S

(12) **United States Design Patent** (10) **Patent No.:** **US D866,854 S**
Swartz (45) **Date of Patent:** **** Nov. 12, 2019**

(54) **OVAL DENTIFRICE PATCH**
(71) Applicant: **The Procter & Gamble Company,**
Cincinnati, OH (US)
(72) Inventor: **Jeanette Marie Swartz,** Loveland, OH
(US)

6,120,792 A 9/2000 Juni
6,193,995 B1 2/2001 Zhenzhen
D447,835 S 9/2001 Whitaker
6,306,814 B1 10/2001 Appel
6,320,094 B1 11/2001 Arnold
D454,956 S 3/2002 Visintainer
(Continued)

(73) Assignee: **The Procter & Gamble Company,**
Cincinnati, OH (US)

OTHER PUBLICATIONS

All Office Actions for U.S. Appl. No. 29/608,538, filed Jun. 22, 2017.

(**) Term: **15 Years**

(Continued)

(21) Appl. No.: **29/681,428**

Primary Examiner — Jennifer Rivard

(22) Filed: **Feb. 26, 2019**

(74) *Attorney, Agent, or Firm* — Parker D. McCrary

Related U.S. Application Data

(57) **CLAIM**

(62) Division of application No. 29/608,538, filed on Jun. 22, 2017.

The ornamental design for an oval dentifrice patch, as shown and described.

(51) **LOC (12) Cl.** **D28-02**

DESCRIPTION

(52) **U.S. Cl.**

USPC **D28/4; D28/8.1**

(58) **Field of Classification Search**

USPC D24/189; D28/4, 8.1

CPC A61C 3/06; A61K 6/0002; A61K

8/02-0237; A61Q 11/00-02

See application file for complete search history.

The present application file contains at least one drawing executed in color. Copies of this patent or patent application publication with color drawing(s) will be provided by the Office upon request and payment of the necessary fee.

FIG. 1 is a perspective elevation view of an oval dentifrice patch;

FIG. 2 is a front plan view thereof;

FIG. 3 is a left side plan view thereof;

FIG. 4 is a rear plan view thereof;

FIG. 5 is a right side plan view thereof;

FIG. 6 is a top plan view thereof; and,

FIG. 7 is a bottom plan view thereof.

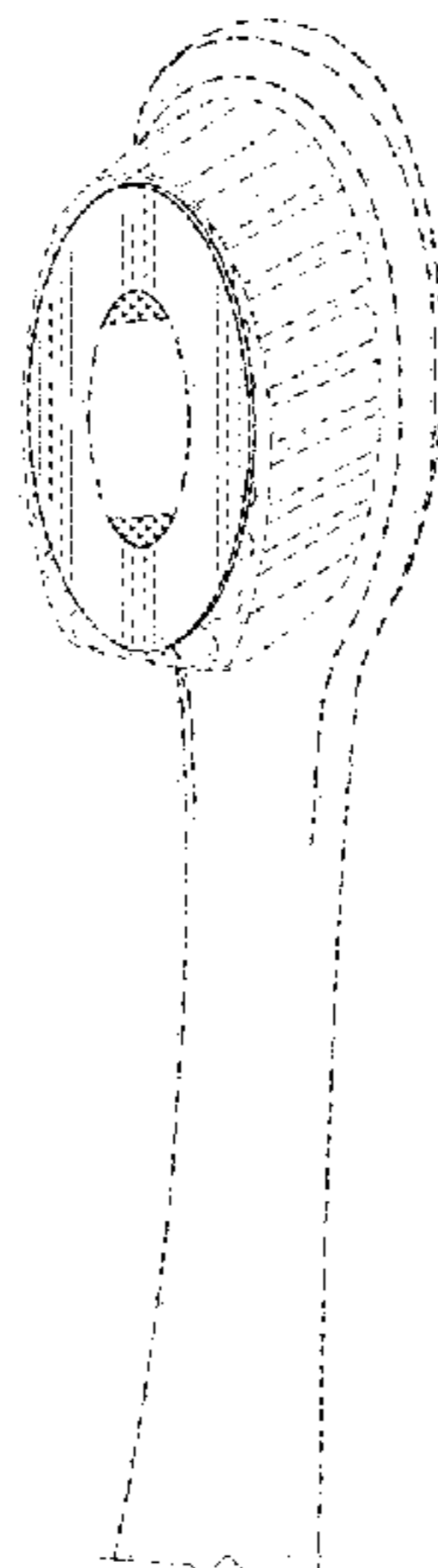
The broken line disclosure of the toothbrush illustrates the environment and forms no part of the claimed design. The unshaded area within the patch that is defined by broken lines illustrates a portion of the article and forms no part of the claimed design.

(56) **References Cited**

U.S. PATENT DOCUMENTS

1,601,775 A 10/1926 Scherieble
2,268,746 A 1/1942 Froyd
2,599,523 A 6/1952 Ashton
4,875,247 A 10/1989 Berg
4,952,618 A 8/1990 Olsen
5,759,974 A 6/1998 Menke
5,965,501 A 10/1999 Rattinger
5,980,924 A 11/1999 Yamazaki
D420,464 S 2/2000 Cummings
D422,749 S 4/2000 Cummings
6,060,078 A 5/2000 Lee

1 Claim, 1 Drawing Sheet
(1 of 1 Drawing Sheet(s) Filed in Color)



(56)

References Cited

U.S. PATENT DOCUMENTS

D454,985	S	3/2002	Look
6,376,442	B1	4/2002	Perthuisot
D481,131	S	10/2003	Saim
D555,829	S	11/2007	Faravelli
7,584,754	B1	9/2009	Pellegrini
D601,689	S	10/2009	Karolak
7,670,998	B2	3/2010	Ambrosen
8,178,114	B2	5/2012	Klausen
D682,466	S	5/2013	Cantelmo
8,470,302	B2	6/2013	Hosoya
8,695,865	B2	4/2014	Smith
8,728,446	B2	5/2014	Hurwitz
9,132,040	B2	9/2015	Van Holten
9,295,859	B2	3/2016	Glenn, Jr.
D798,460	S	9/2017	Farley
2002/0028759	A1	3/2002	Appel
2003/0138469	A1	7/2003	Koda
2003/0153860	A1	8/2003	Nielsen
2004/0185011	A1	9/2004	Alexander
2005/0260141	A1	11/2005	Alexander
2008/0269657	A1	10/2008	Brenneman
2008/0282487	A1	11/2008	Porcelli
2009/0119825	A1	5/2009	Wilson
2011/0027328	A1	2/2011	Baig

OTHER PUBLICATIONS

All Office Actions for U.S. Appl. No. 29/608,544, filed Jun. 22, 2017.

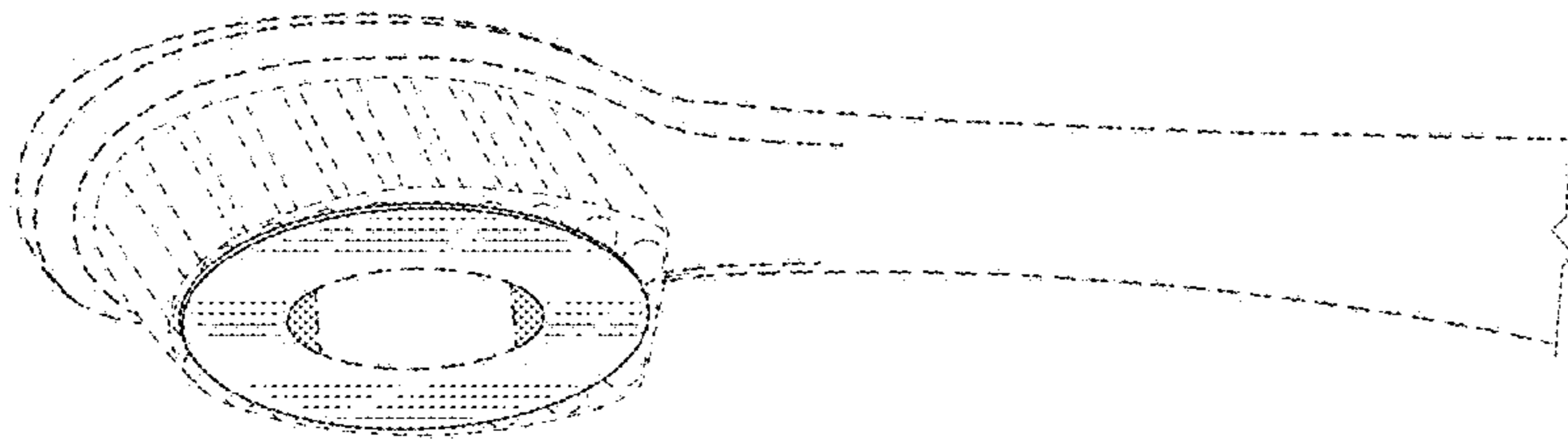


Fig. 1

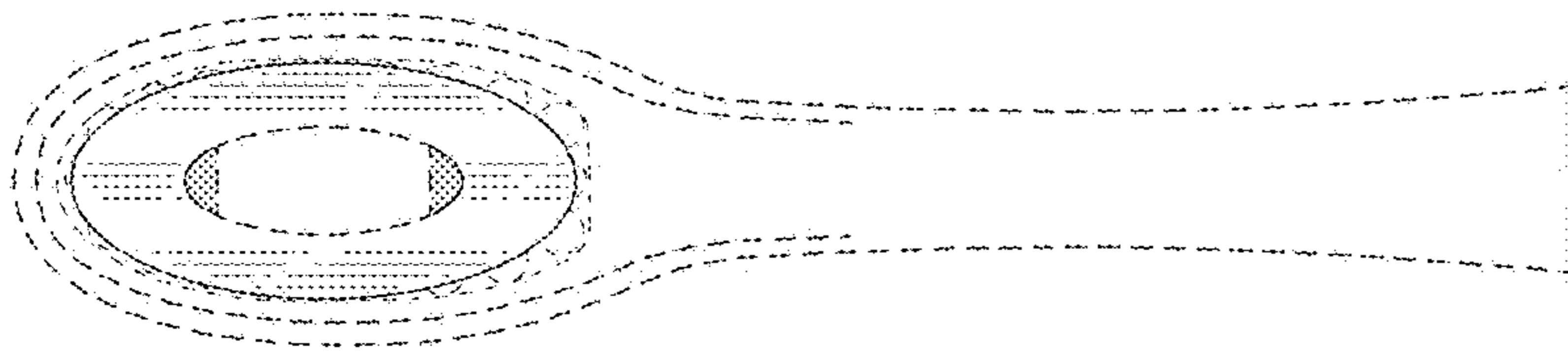


Fig. 2

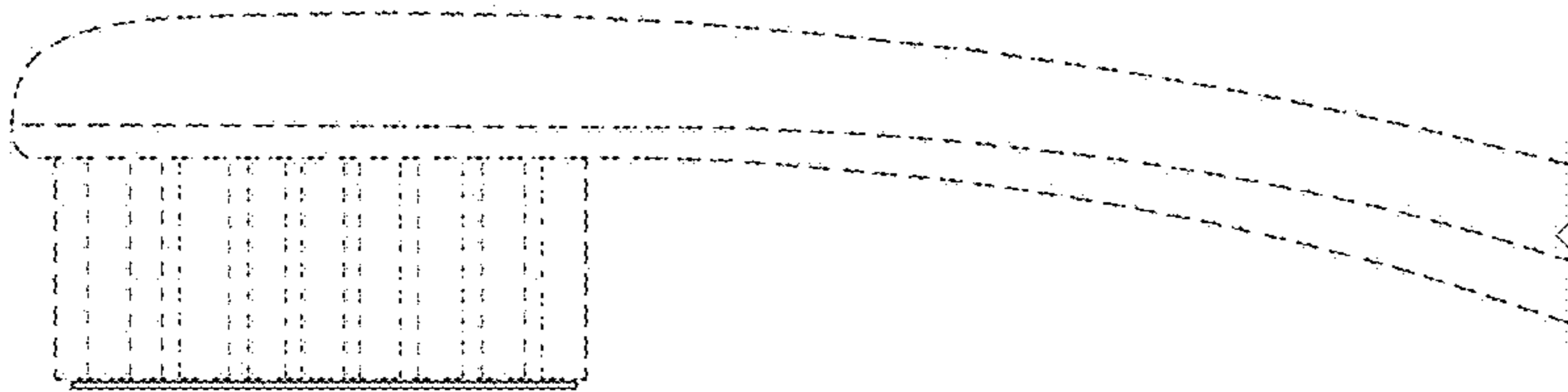


Fig. 3

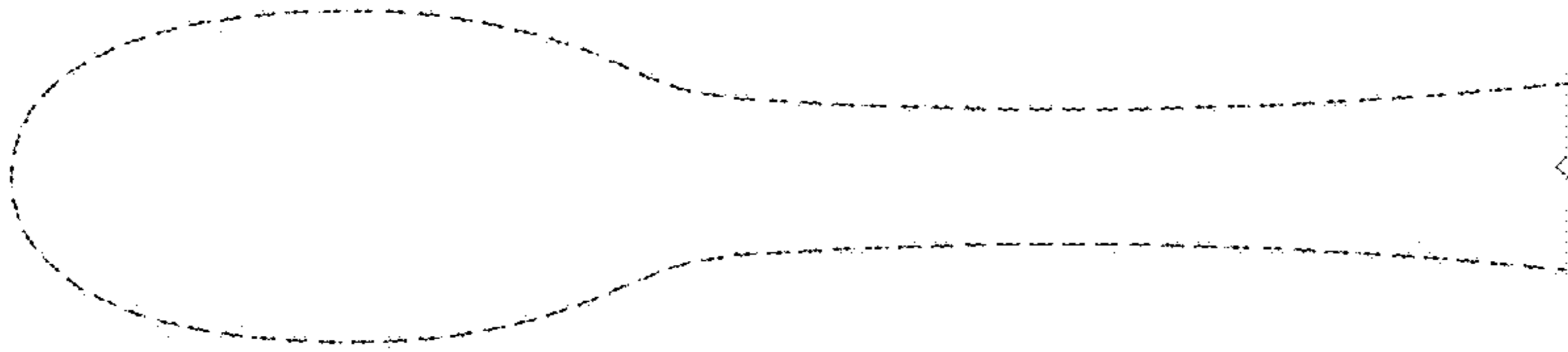


Fig. 4




Fig. 5

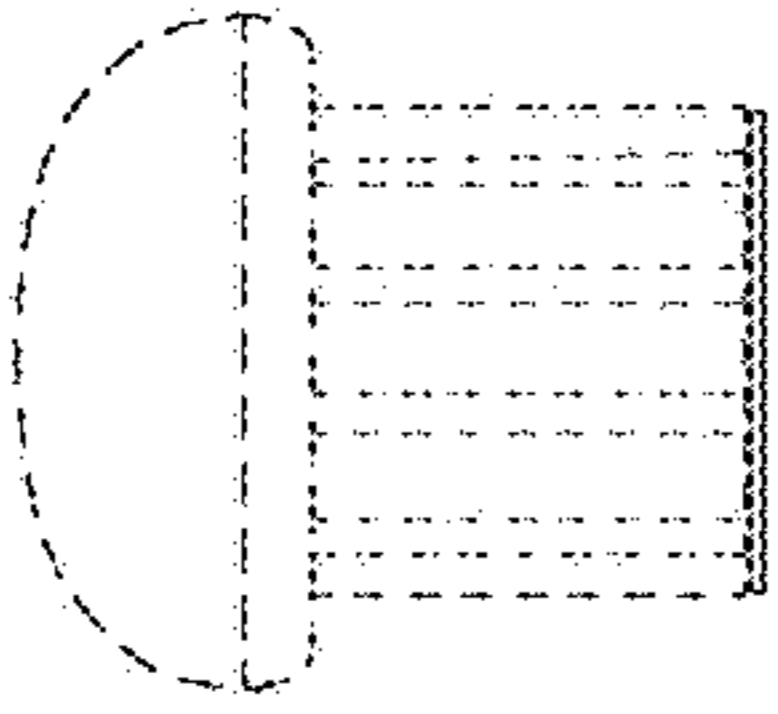


Fig. 6

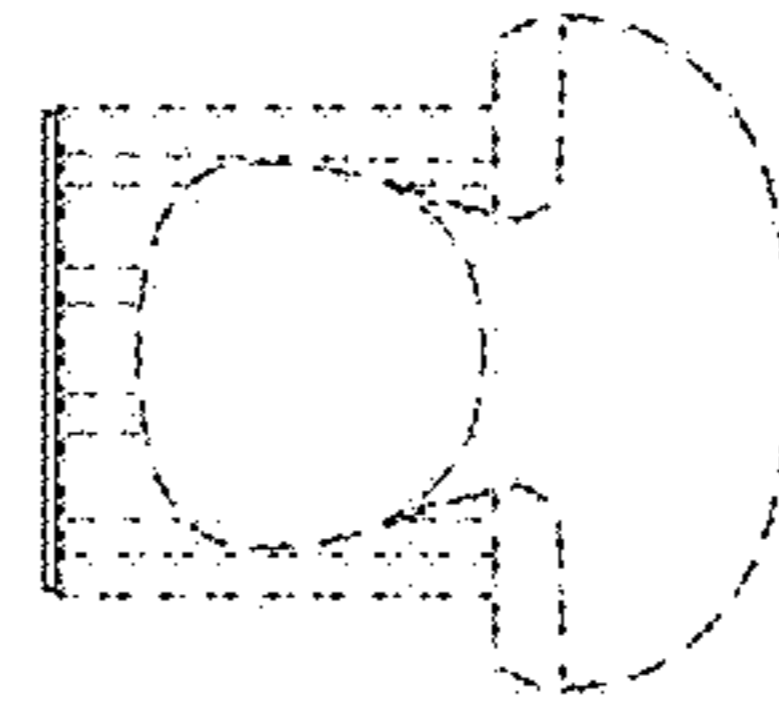


Fig. 7