



US00D866845S

(12) **United States Design Patent** (10) **Patent No.:** **US D866,845 S**
Gruendl et al. (45) **Date of Patent:** **** Nov. 12, 2019**

(54) **LUMINAIRE**
(71) Applicant: **ZUMTOBEL LIGHTING GMBH**,
Dornbirn (AT)
(72) Inventors: **Harald Gruendl**, Vienna (AT); **Gernot Bohmann**, Vienna (AT); **Martin Bergmann**, Vienna (AT)
(73) Assignee: **ZUMTOBEL LIGHTING GMBH**,
Dornbirn (AT)
(**) Term: **15 Years**
(21) Appl. No.: **29/661,956**
(22) Filed: **Aug. 31, 2018**

(30) **Foreign Application Priority Data**
Mar. 2, 2018 (EM) 004 735 611
(51) **LOC (12) Cl.** **26-05**
(52) **U.S. Cl.**
USPC **D26/107**
(58) **Field of Classification Search**
USPC ... D26/1, 22, 24, 61, 62, 63, 65, 71, 89, 93,
D26/104, 105, 106, 107, 108, 109, 110,
D26/113
CPC .. F21V 33/0024; F21V 33/0048; F21V 21/00;
F21V 21/02; F21V 21/26; F21V 21/30;
F21S 8/08; F21S 8/003; F21S 8/043;
F21S 6/00; F21S 6/043; F31W 2131/30;
F31W 2131/301; F31W 2131/402
See application file for complete search history.

(56) **References Cited**
U.S. PATENT DOCUMENTS
D122,711 S * 9/1940 May D26/63
D203,863 S * 2/1966 Neumann D26/107
D308,730 S * 6/1990 Nakagawa D26/107

D325,997 S * 5/1992 Dieperink D26/107
D430,686 S * 9/2000 Gismondi D26/63
D450,408 S * 11/2001 Wang D26/109
D603,544 S * 11/2009 Jensen D26/63
D609,391 S * 2/2010 Schieffelin D26/93
D617,928 S * 6/2010 Fredricks D26/51
D617,932 S * 6/2010 Chan D26/63
D622,882 S * 8/2010 Lee D26/63
D623,334 S * 9/2010 Huang D26/65
D627,501 S * 11/2010 Lin D26/65
D628,331 S * 11/2010 Tang D26/63
D637,332 S * 5/2011 Lee D26/63
D641,916 S * 7/2011 Witsch D26/61
D651,734 S * 1/2012 Li D26/63
D654,199 S * 2/2012 Xie D26/63
D707,381 S * 6/2014 Maxik D26/71
D726,361 S * 4/2015 Rischau D26/107
D732,223 S * 6/2015 Ahrari D26/71
D733,955 S * 7/2015 Ng D26/107
D753,861 S * 4/2016 Yong Joon D26/63


(Continued)

Primary Examiner — Wan Laymon
Assistant Examiner — Clint A Samuel
(74) *Attorney, Agent, or Firm* — Scully, Scott, Murphy & Presser, P.C.

(57) **CLAIM**
The ornamental design for a luminaire, as shown and described.

DESCRIPTION
FIG. 1 illustrates a perspective view of a luminaire showing my new and ornamental design;
FIG. 2 illustrates a front elevation thereof;
FIG. 3 illustrates a side elevation view thereof;
FIG. 4 illustrates a back elevation view thereof;
FIG. 5 illustrates a top plan view thereof; and,
FIG. 6 illustrates a bottom plan thereof.
The broken lines are included for the purpose of illustrating portions of the article that form no part of the claimed design.

1 Claim, 6 Drawing Sheets



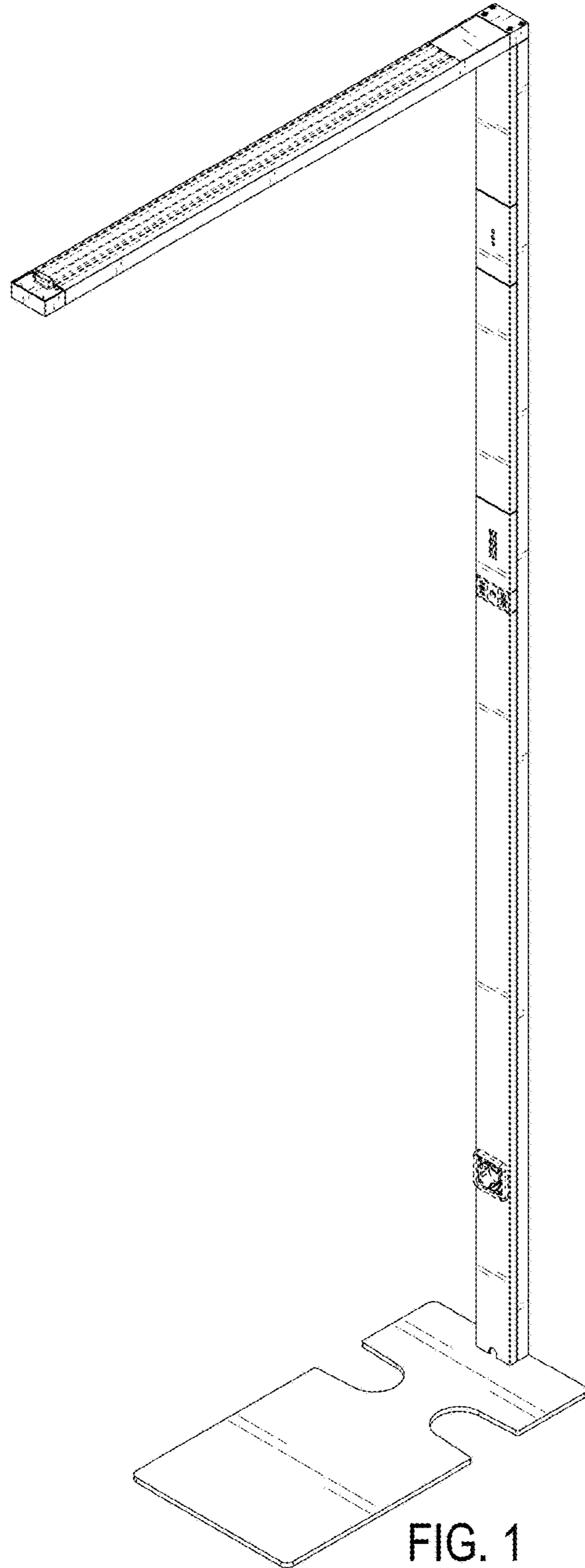
(56)

References Cited

U.S. PATENT DOCUMENTS

D757,342 S *	5/2016	Cai	D26/107
D758,631 S *	6/2016	Cai	D26/63
D760,415 S *	6/2016	Chen	D26/71
D790,750 S *	6/2017	Xiao	D26/107
D804,071 S *	11/2017	Xu	D26/63
D804,072 S *	11/2017	Xu	D26/63
D822,254 S *	7/2018	Ahrari	D26/71
D827,191 S *	8/2018	Waldmann	D26/107
D840,583 S *	2/2019	Yu	D26/107
2009/0190348 A1 *	7/2009	Lin	F21S 6/003 362/235

* cited by examiner






FIG. 3

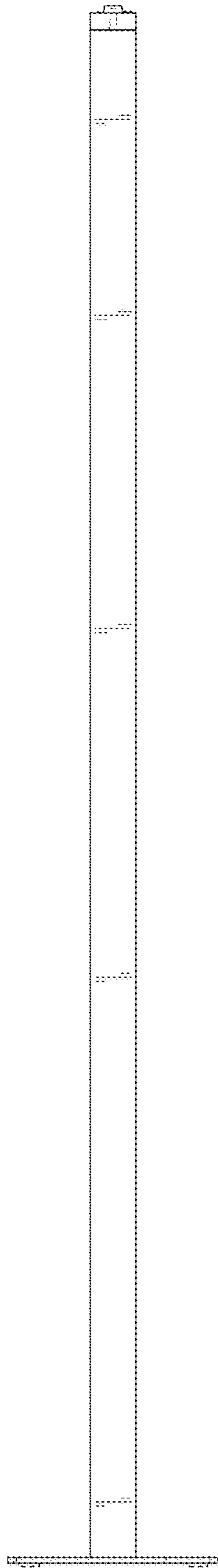


FIG. 4

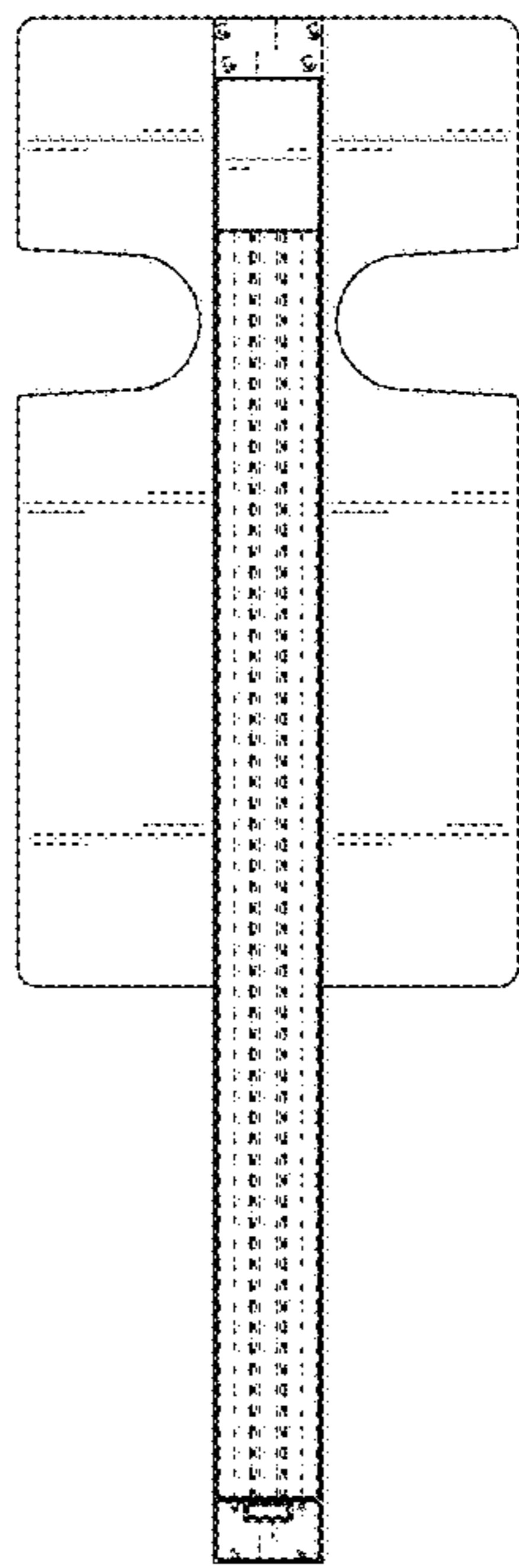


FIG. 5

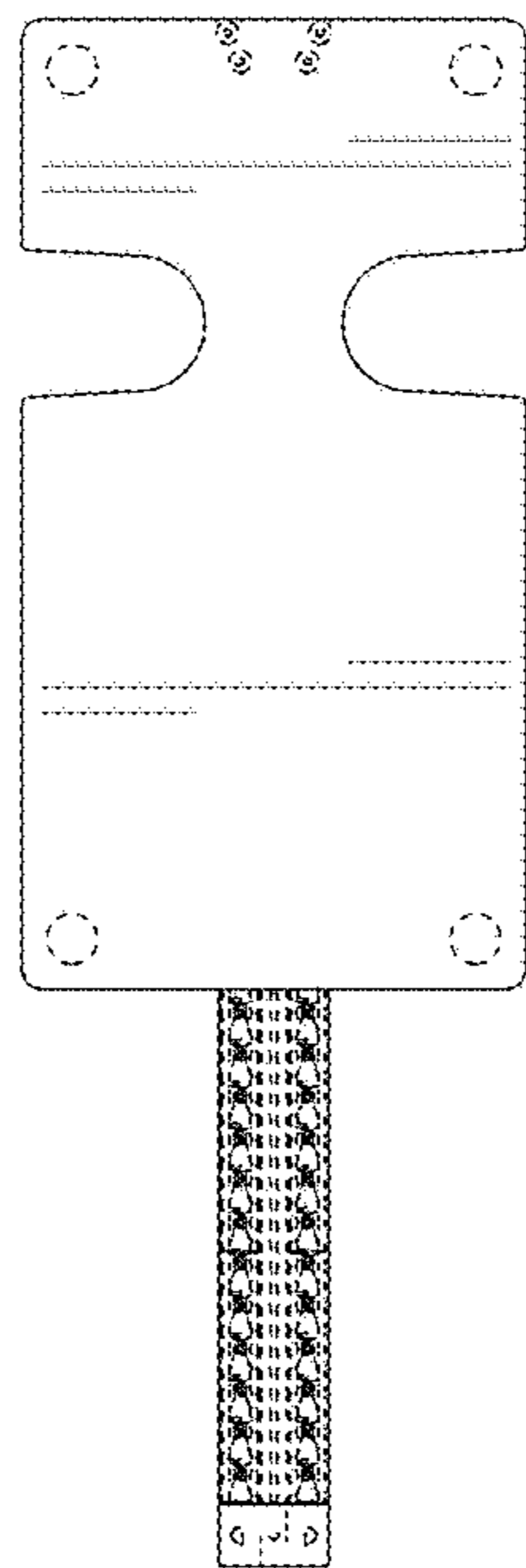


FIG. 6