



US00D866840S

(12) **United States Design Patent**  
**Chen**

(10) **Patent No.:** **US D866,840 S**

(45) **Date of Patent:** **\*\* Nov. 12, 2019**

(54) **LAMP**

D632,002 S \* 2/2011 Dye ..... D26/59  
D820,499 S \* 6/2018 Zhou ..... D26/81  
D828,945 S \* 9/2018 Crocker ..... D26/81

(71) Applicant: **Dongguan Leading Lighting Technology Co., Ltd., Dongguan (CN)**

**OTHER PUBLICATIONS**

(72) Inventor: **Chaorui Chen, Dongguan (CN)**

Wine Glass Chandelier by ABQTool at amazon.com Jan. 25, 2017. (Year: 2017).\*

(\*\*) Term: **15 Years**

5 Light Wine Glass Chandelier by Doraimi Lighting. Available at amazon.com Jan. 20, 2019. (Year: 2019).\*

(21) Appl. No.: **29/663,629**

Modern clear Wineglass Wine Glass Chandelier Item Code 143281214 found at dhgate.com visited Aug. 12, 2019. (Year: 2019).\*

(22) Filed: **Sep. 17, 2018**

Wine glass & bottle Chandelier by ABQTool at etsy.com as early as Jan. 6, 2019. (Year: 2019).\*

(51) **LOC (12) Cl.** ..... **26-03**

\* cited by examiner

(52) **U.S. Cl.**

USPC ..... **D26/81; D26/73**

(58) **Field of Classification Search**

USPC ..... D26/73, 80-86, 88, 90, 91, 143, 144

CPC ..... F21S 8/03; F21S 8/04; F21S 8/043; F21S

8/046; F21S 8/06; F21S 8/061; F21S

8/063; F21S 8/065

See application file for complete search history.

*Primary Examiner* — Clare E Heflin

(74) *Attorney, Agent, or Firm* — Erson IP (Nelson IP)

(57) **CLAIM**

The ornamental design for a lamp, as shown and described.

**DESCRIPTION**

(56) **References Cited**

FIG. 1 is a perspective view of a lamp showing my new design;

**U.S. PATENT DOCUMENTS**

D40,297 S \* 10/1909 Schneider ..... D26/84  
D40,301 S \* 10/1909 Schneider ..... D26/84  
D90,881 S \* 10/1933 Gruber ..... D26/73  
D233,060 S \* 10/1974 Feldman et al. .... D26/73  
D374,101 S \* 9/1996 Benghozi ..... D26/81  
D539,961 S \* 4/2007 Hsu ..... D26/81  
D607,136 S \* 12/2009 Chen ..... D26/81

FIG. 2 is a front view thereof;

FIG. 3 is a rear view thereof;

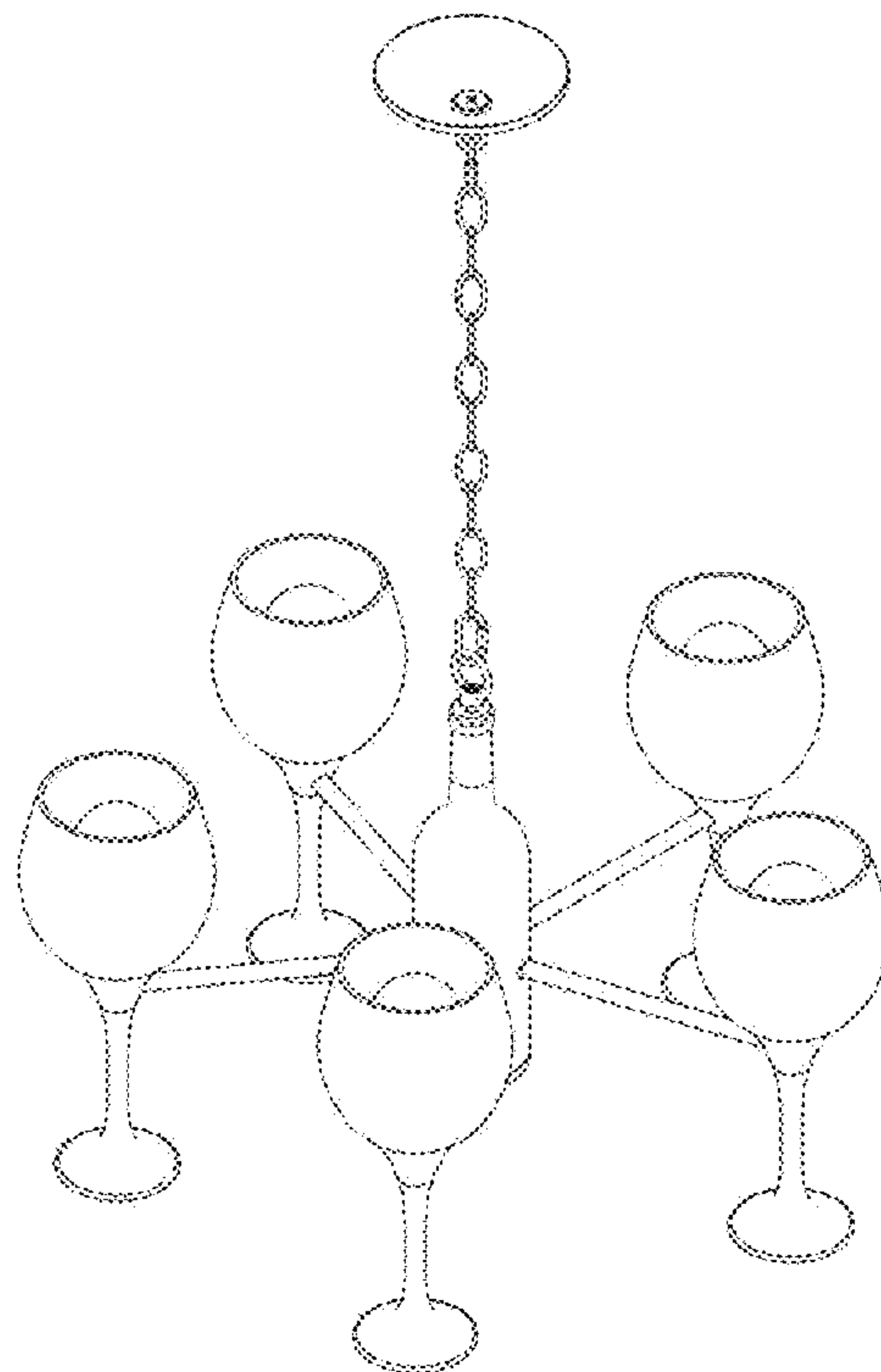
FIG. 4 is a left side view thereof;

FIG. 5 is a right side view thereof;

FIG. 6 is a top plan view thereof; and,

FIG. 7 is a bottom plan view thereof.

**1 Claim, 7 Drawing Sheets**





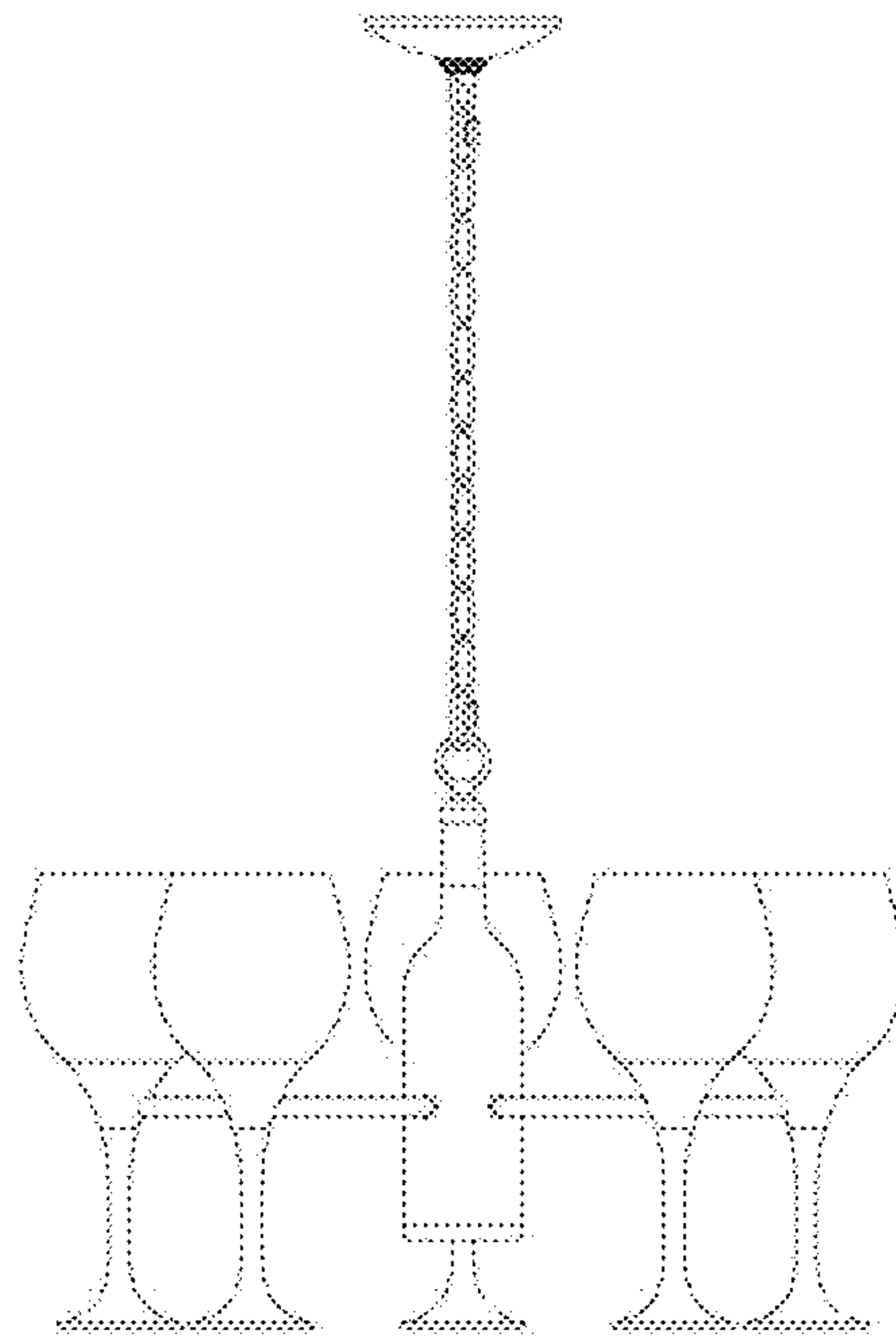


Fig. 1



**Fig. 2**



**Fig. 3**

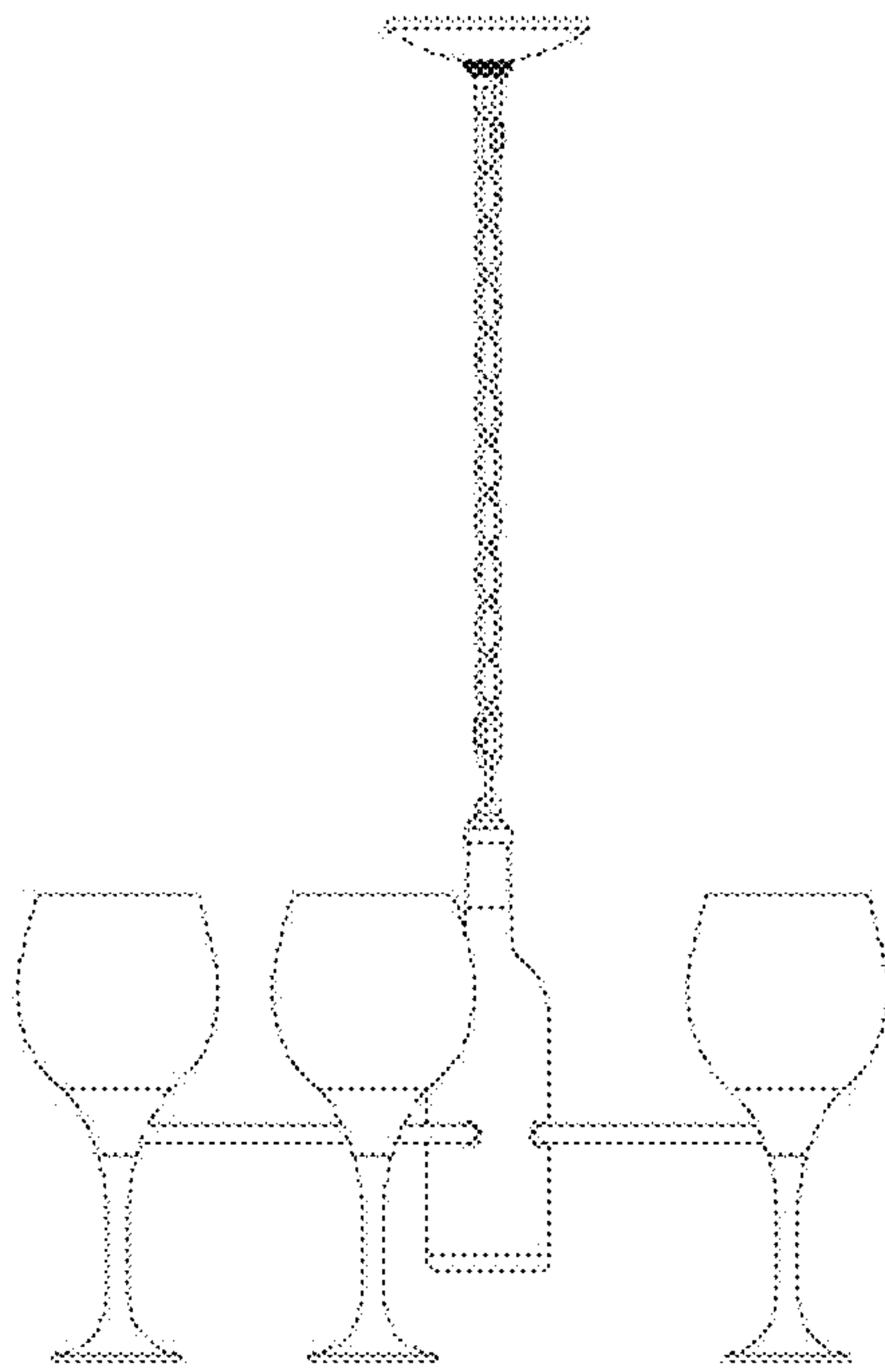
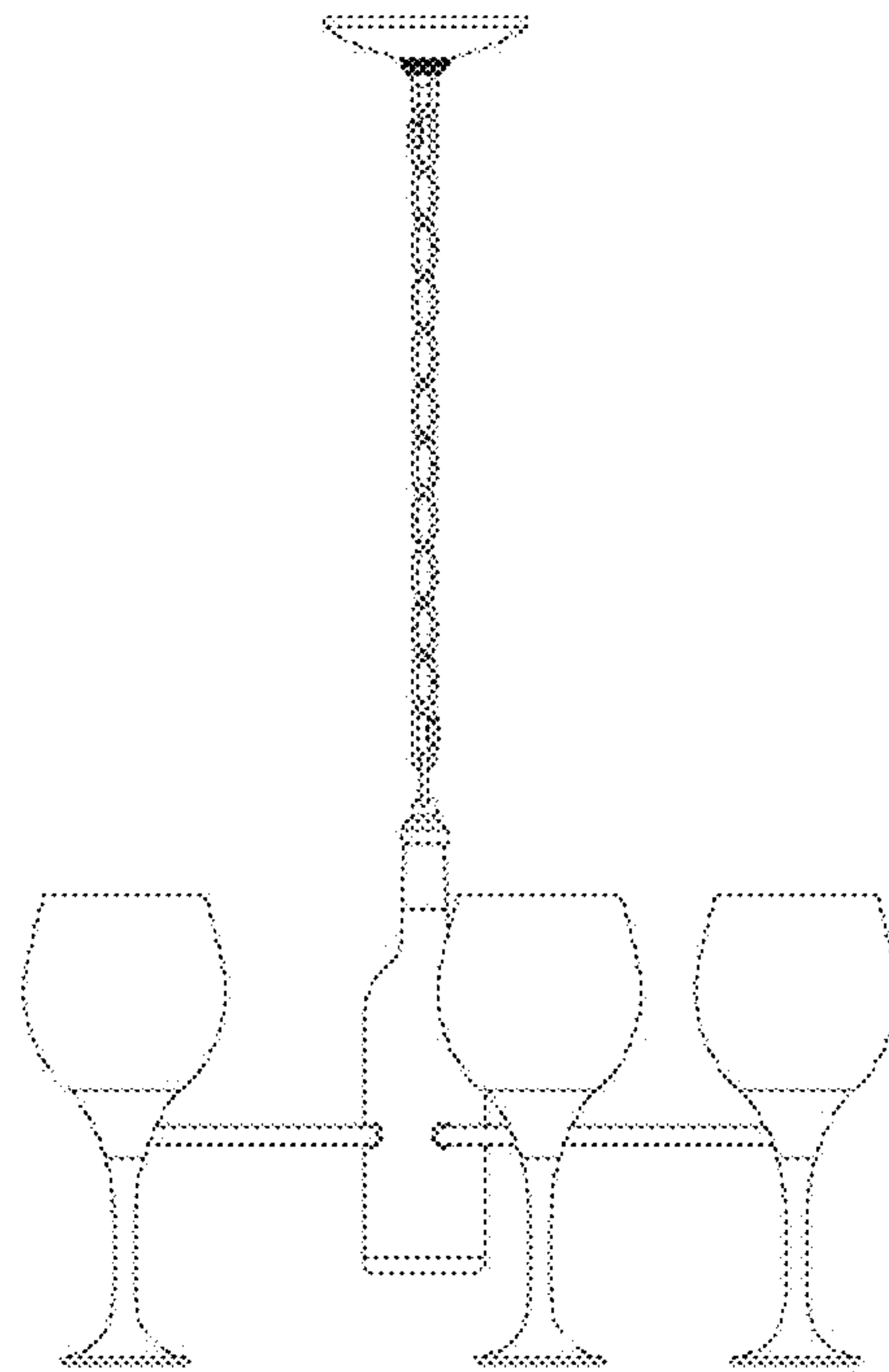


Fig. 4



**Fig. 5**

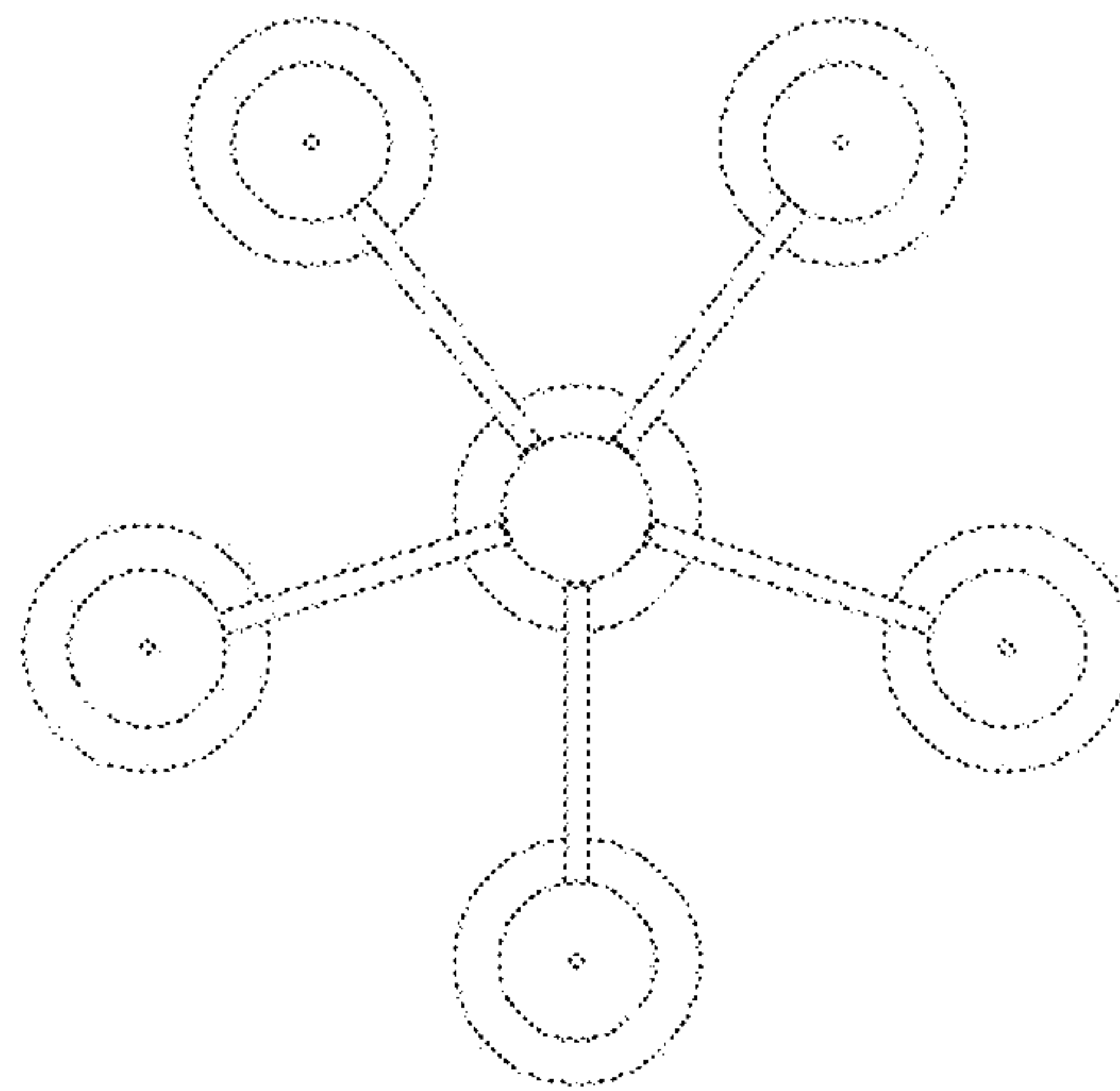
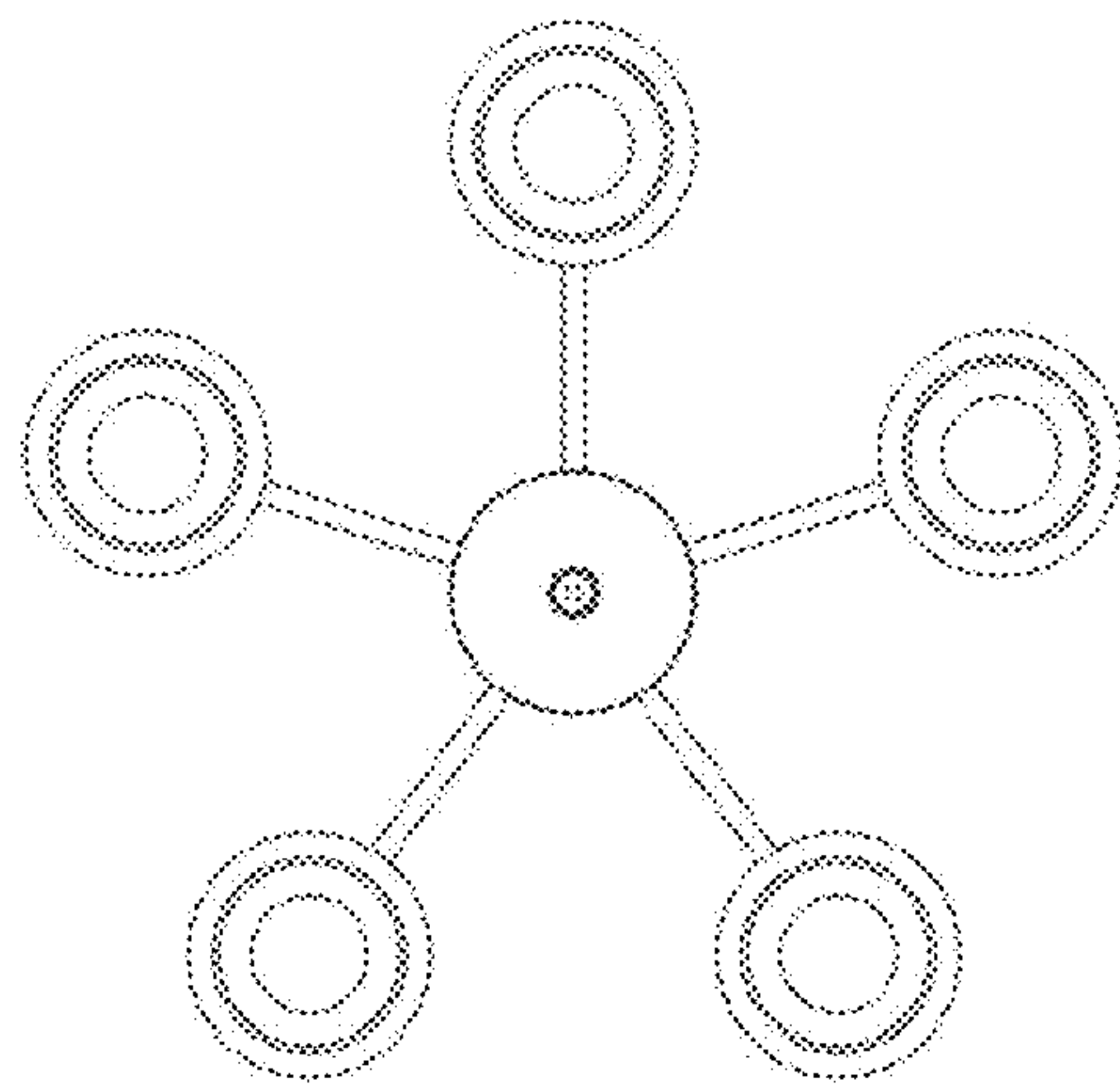


Fig. 6



**Fig. 7**