



US00D866823S

(12) **United States Design Patent** (10) **Patent No.:** **US D866,823 S**
Lin (45) **Date of Patent:** **** Nov. 12, 2019**

(54) **VEHICLE HEADLIGHT**

(71) Applicant: **KUEN HWA TRAFFIC INDUSTRIAL CO., LTD.**, Tainan (TW)

(72) Inventor: **Chung-I Lin**, Hsinchu (TW)

(73) Assignee: **Kuen Hwa Traffic Industrial Co., Ltd.**, Tainan (TW)

(**) Term: **15 Years**

(21) Appl. No.: **29/656,680**

(22) Filed: **Jul. 16, 2018**

(51) **LOC (12) Cl.** **26-06**

(52) **U.S. Cl.**
USPC **D26/28**

(58) **Field of Classification Search**
USPC D26/28-36, 139
CPC F21S 48/00; F21S 48/10; F21S 48/115;
F21S 48/225; F21S 48/1233; F21S 48/1266; F21S 48/1388; F21S 48/2268;
F21V 21/04; F21K 9/00; F21K 29/004
See application file for complete search history.

(56) **References Cited**

U.S. PATENT DOCUMENTS

D676,166 S * 2/2013 Lai D26/28
D706,471 S * 6/2014 Lai D26/28

D718,893 S * 12/2014 Lai D26/28
D720,870 S * 1/2015 Lim D26/28
D721,450 S * 1/2015 Lai D26/28
D742,045 S * 10/2015 Futschik D26/28
D761,463 S * 7/2016 Lai D26/28
D796,715 S * 9/2017 Lin D26/28

* cited by examiner

Primary Examiner — Marcus A Jackson

(74) *Attorney, Agent, or Firm* — Rosenberg, Klein & Lee

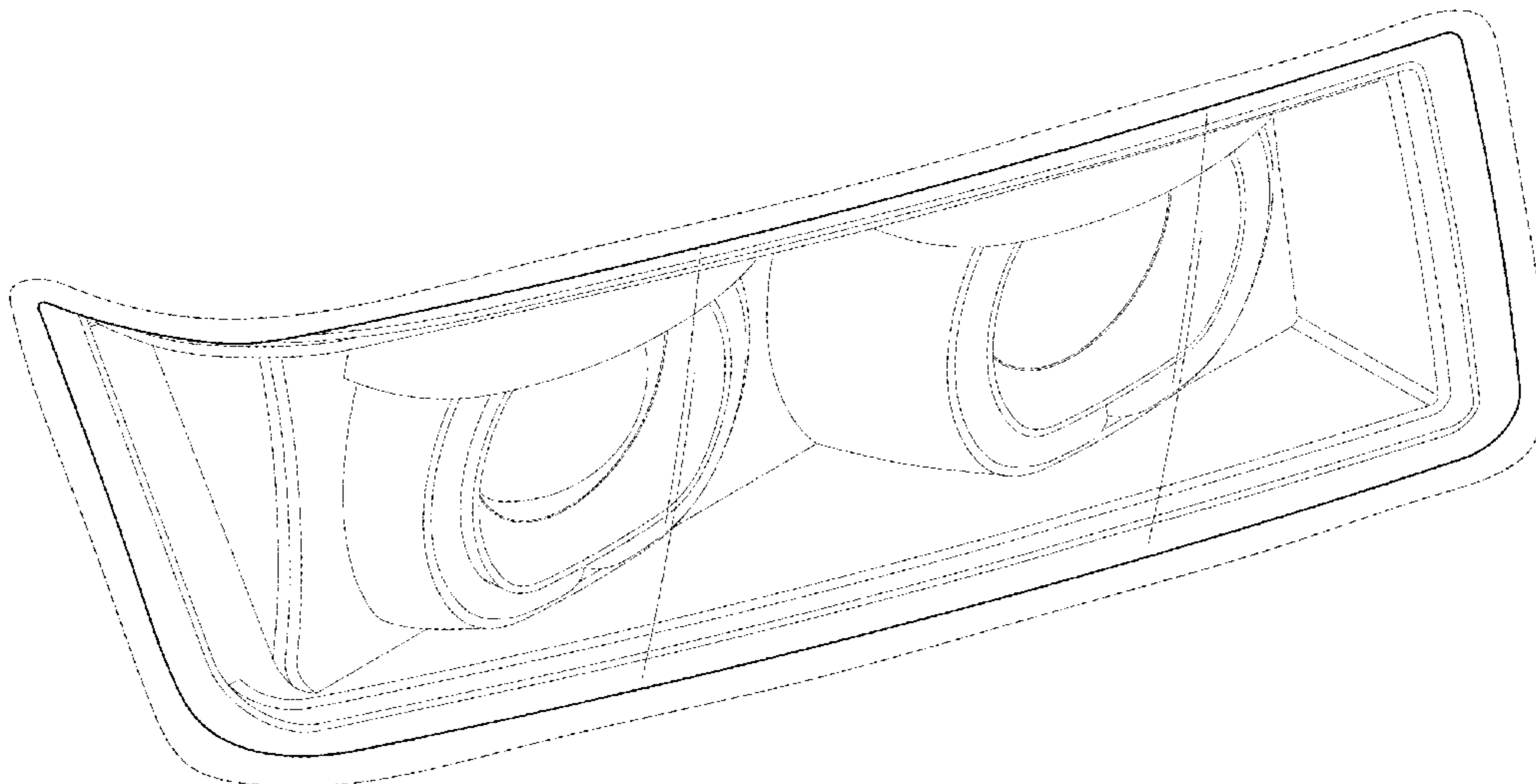
(57) **CLAIM**

The ornamental design for a vehicle headlight, as shown and described.

DESCRIPTION

FIG. 1 is a perspective view of a vehicle headlight showing my present design;
FIG. 2 is a front view thereof;
FIG. 3 is a left view thereof;
FIG. 4 is a top plan view thereof; and,
FIG. 5 is another perspective view thereof.
The broken lines in the drawings illustrate portions of the vehicle headlight and form no part of the claimed design.

1 Claim, 5 Drawing Sheets



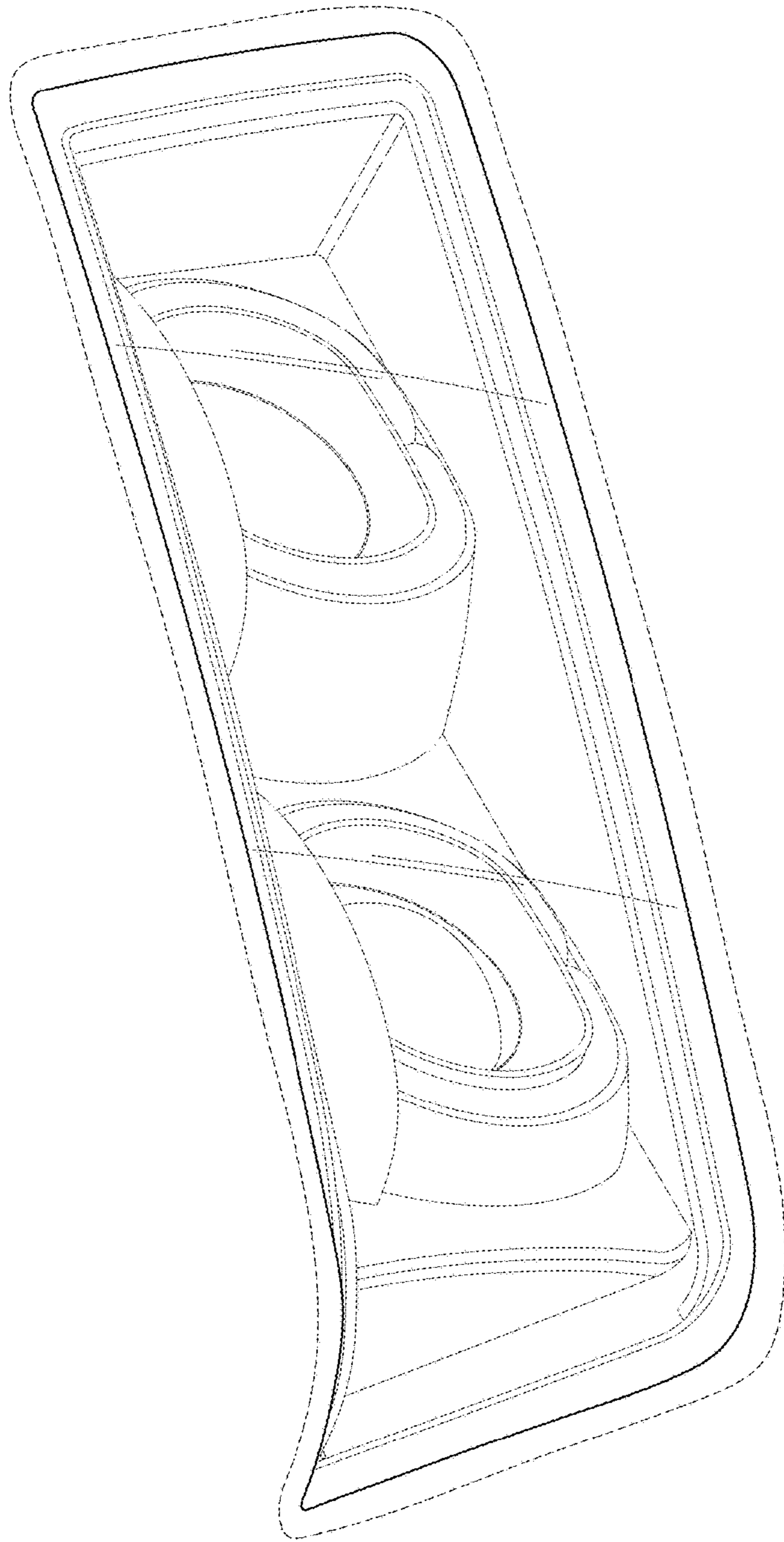


FIG. 1




FIG. 2

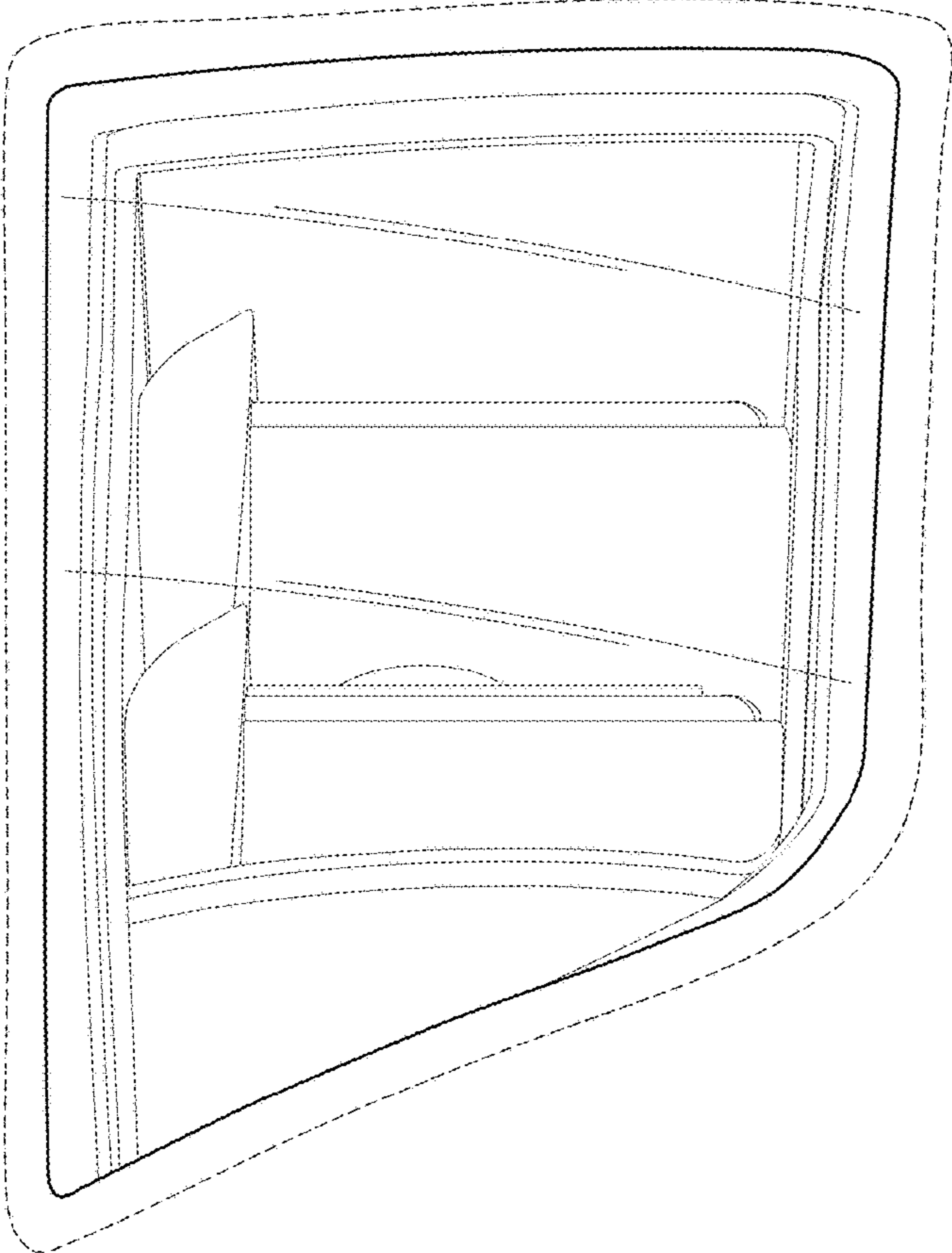


FIG. 3




FIG. 4

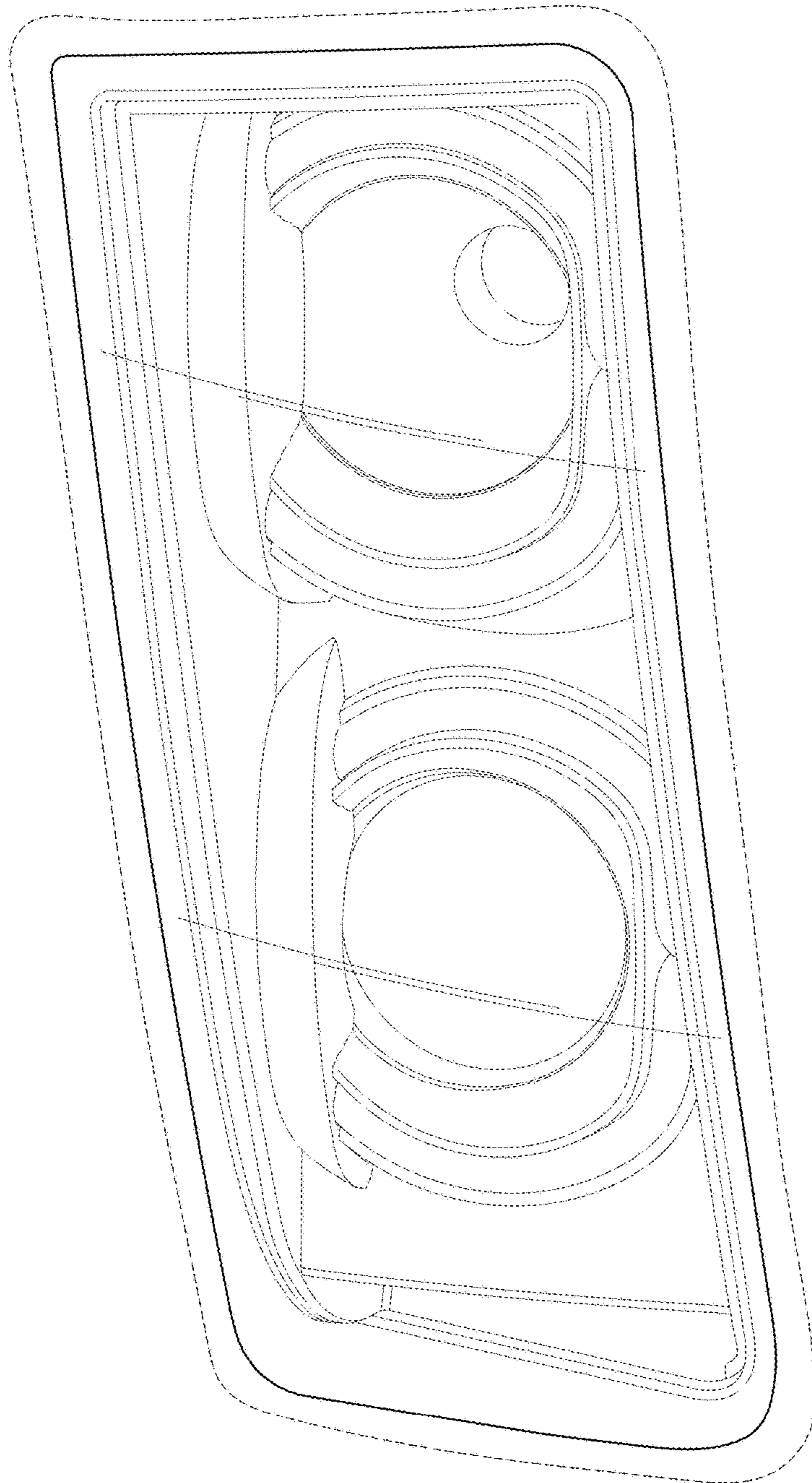


FIG. 5