



US00D866785S

(12) **United States Design Patent**
Tarashchansky

(10) **Patent No.:** **US D866,785 S**

(45) **Date of Patent:** **** *Nov. 12, 2019**

(54) **HAND MASSAGE STICK**

(71) Applicant: **Aleksandr Tarashchansky**, Brooklyn, NY (US)

(72) Inventor: **Aleksandr Tarashchansky**, Brooklyn, NY (US)

(*) Notice: This patent is subject to a terminal disclaimer.

(**) Term: **15 Years**

(21) Appl. No.: **29/580,512**

(22) Filed: **Oct. 11, 2016**

(51) **LOC (12) Cl.** **28-03**

(52) **U.S. Cl.**
USPC **D24/215**

(58) **Field of Classification Search**
USPC D24/200, 211, 212, 213, 214, 215;
601/19, 22, 40, 46, 52, 63, 99, 110–113,
601/118–120, 125, DIG. 12, DIG. 14,
601/DIG. 15, DIG. 16, DIG. 17
CPC A61H 1/00; A61H 2015/0007; A61H
2015/0014; A61H 2015/0042; A61H
15/00; A61H 11/00; A61H 21/00; A61H
37/00

See application file for complete search history.

(56) **References Cited**

U.S. PATENT DOCUMENTS

D271,051 S * 10/1983 McCoy D21/679
4,712,539 A * 12/1987 Kim A61H 15/0092
601/120
4,878,489 A * 11/1989 Kamayachi A61H 23/0263
601/72
D347,898 S * 6/1994 Belcher D24/200
D376,650 S * 12/1996 Kain D24/215
D384,158 S * 9/1997 Kain D24/200

D398,400 S * 9/1998 Havelind D24/211
D417,319 S * 11/1999 Weiss, Jr. D30/119
6,267,738 B1 * 7/2001 Louis A61H 1/008
601/118
D446,308 S * 8/2001 Schmitmeyer D24/200
D448,851 S * 10/2001 Louis D24/211
D623,310 S * 9/2010 Cheng D24/211
D648,034 S * 11/2011 Rice D24/215
D655,058 S * 2/2012 Blair D1/199
D691,731 S * 10/2013 Grippo A61H 7/003
D24/215
D704,852 S * 5/2014 Yang D24/211
D723,710 S * 3/2015 Ishibashi D24/215
9,107,795 B2 * 8/2015 Faussett A61H 15/0092
D738,519 S * 9/2015 Phillips D24/211
D752,767 S * 3/2016 Stock D24/214
9,849,060 B2 * 12/2017 Ishibashi A61H 15/0092
D807,972 S * 1/2018 Hao D21/679
2003/0023139 A1 * 1/2003 Hartz A61H 19/34
600/38

* cited by examiner

Primary Examiner — Sandra S Snapp

(74) *Attorney, Agent, or Firm* — Larisa Migachyov

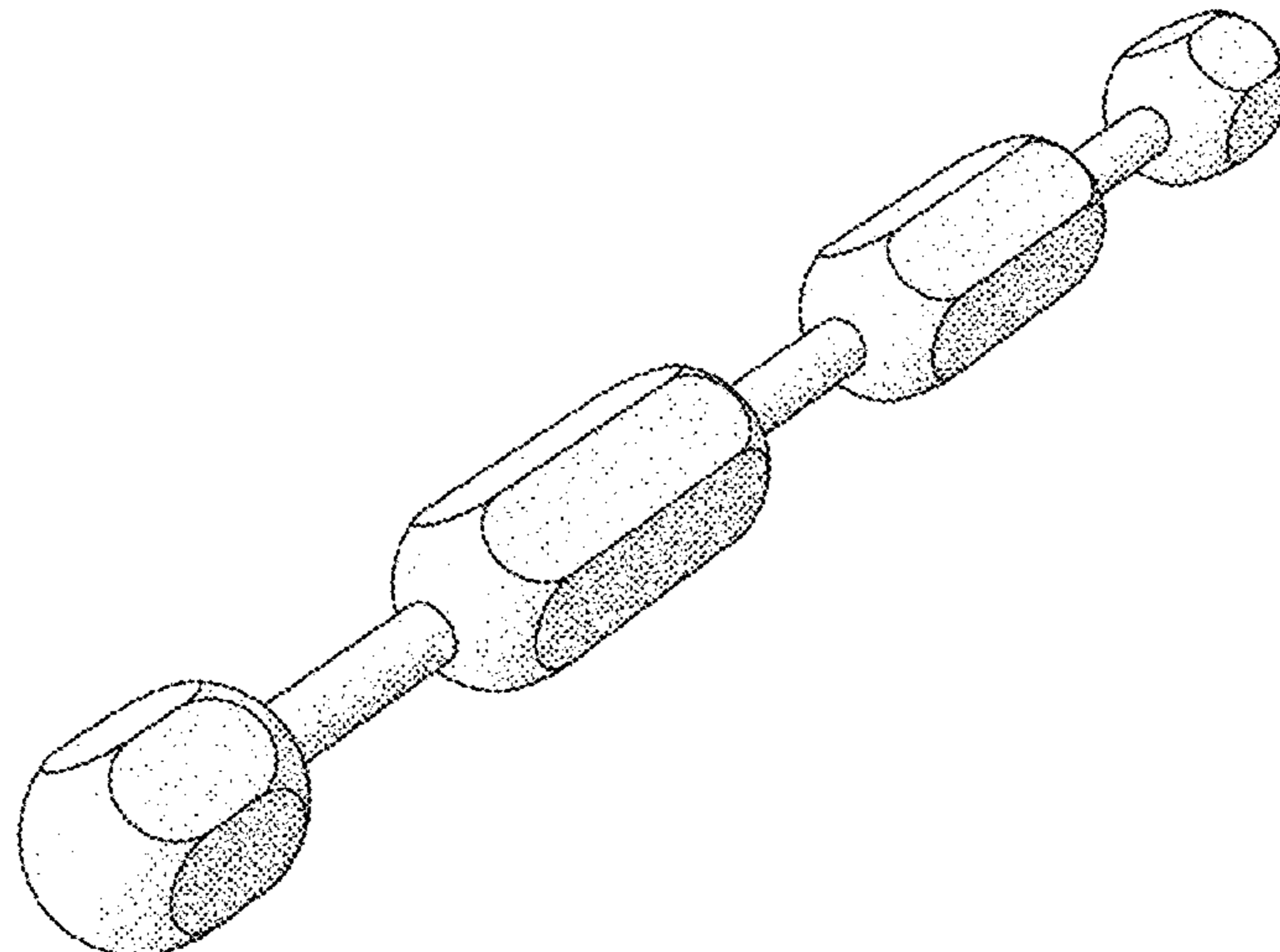
(57) **CLAIM**

The ornamental design for a hand massage stick, as shown and described.

DESCRIPTION

FIG. 1 is an isometric view of a hand massage stick of the present invention, showing my new design;
FIG. 2 is an isometric view of a hand massage stick of the present invention, showing my new design;
FIG. 3 is a top view of a hand massage stick of the present invention, showing my new design;
FIG. 4 is a front view of a hand massage stick of the present invention, showing my new design; and,
FIG. 5 is a right side view of a hand massage stick of the present invention, showing my new design.

1 Claim, 2 Drawing Sheets



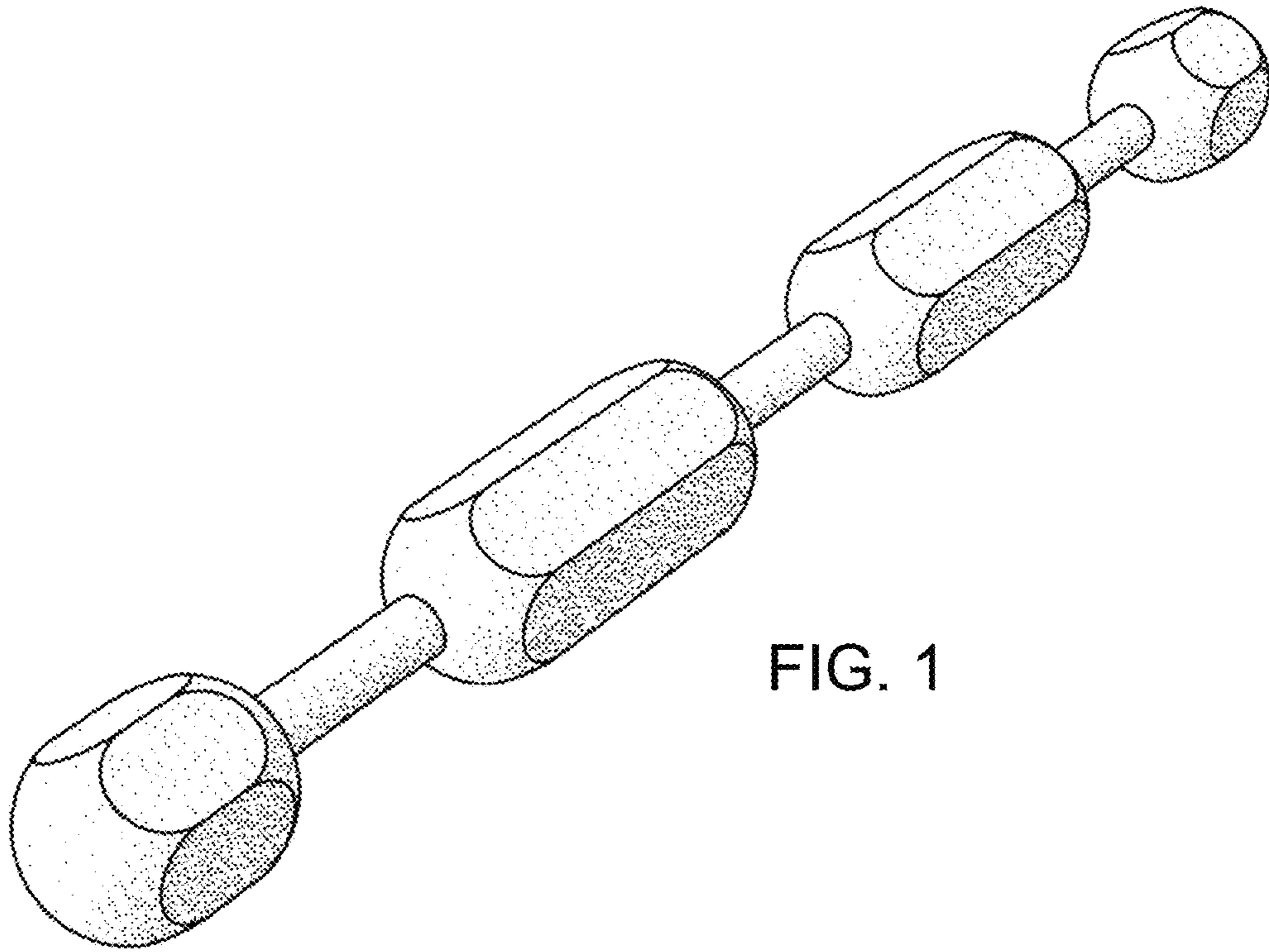


FIG. 1

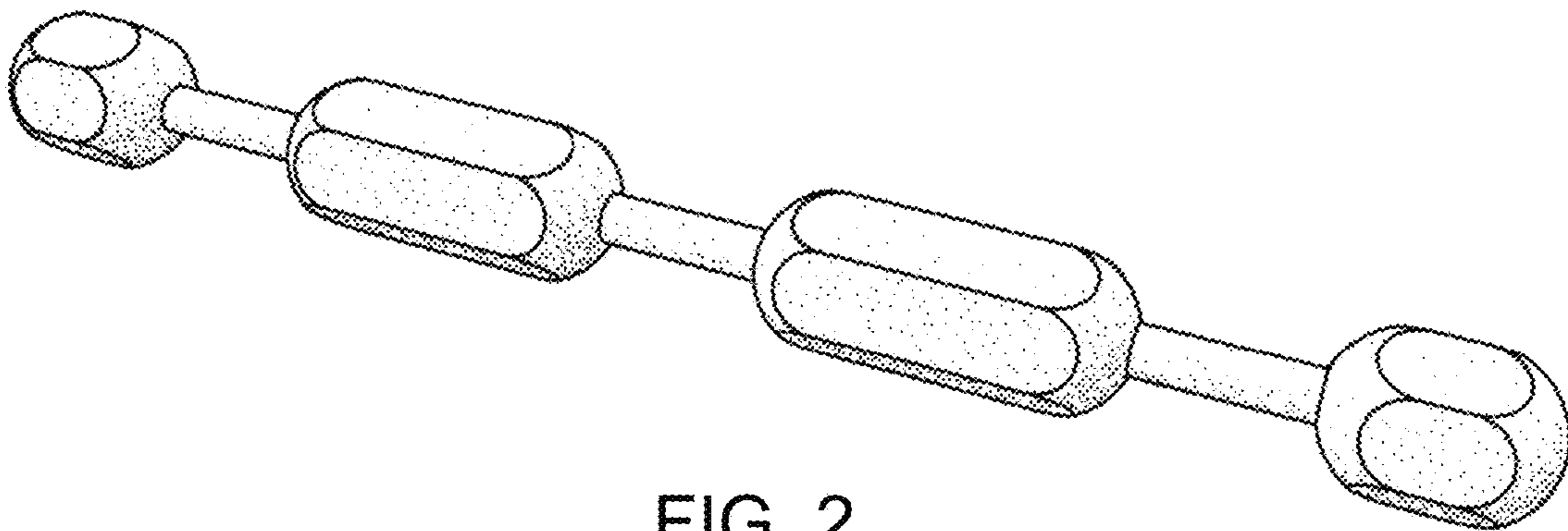


FIG. 2

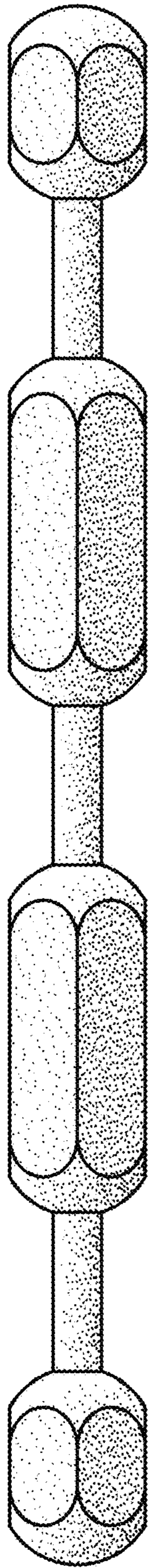


FIG. 3

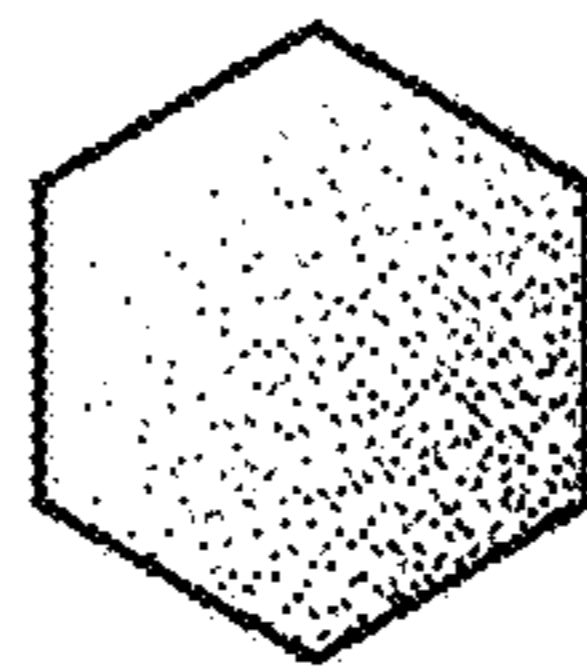


FIG. 4

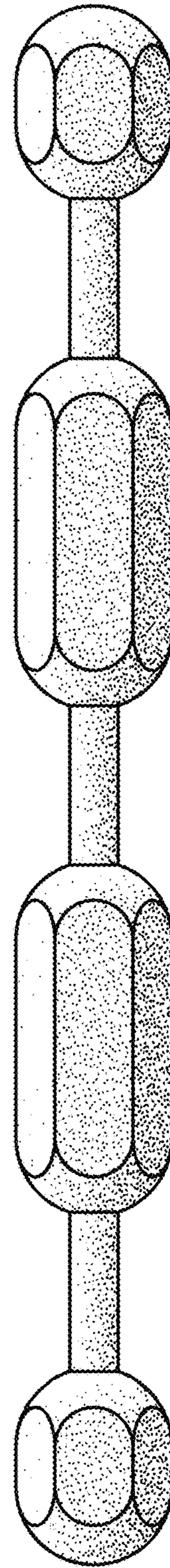


FIG. 5