



US00D866769S

(12) **United States Design Patent** (10) **Patent No.:** **US D866,769 S**
Yosef et al. (45) **Date of Patent:** **** Nov. 12, 2019**

(54) **PATCH** 5,511,548 A * 4/1996 Riazzi A61B 5/0408
600/391
(71) Applicant: **NYXOAH S.A.**, Mont-St-Guilbert (BE) D454,955 S * 3/2002 Dunshee D24/189
D477,085 S * 7/2003 Sanfilippo D24/187
(72) Inventors: **Yoel Ben Yosef**, Givatayim (IL); **Ronen Adimor**, Ness Ziyona (IL); **Roi Moshe Tsukran**, Ramat Gan (IL) D539,424 S * 3/2007 Persson D24/128
D715,928 S * 10/2014 Kyvik D24/128
D755,980 S * 5/2016 Jakobsen D24/189
D759,828 S * 6/2016 Riedle D24/189
D790,714 S * 6/2017 Addison D24/189
(73) Assignee: **NYXOAH S.A.**, Mont-St-Guilbert (BE) D819,202 S * 5/2018 Svantesson D24/128
2016/0067106 A1 * 3/2016 Howell A61F 13/0203
602/52

(**) Term: **15 Years**

(21) Appl. No.: **29/596,273**

(22) Filed: **Mar. 7, 2017**

(30) **Foreign Application Priority Data**

Sep. 12, 2016 (EM) 003376037-001
Sep. 12, 2016 (EM) 003376037-002
Sep. 12, 2016 (EM) 003376037-003
Sep. 12, 2016 (EM) 003376037-004

(51) **LOC (12) Cl.** **24-04**

(52) **U.S. Cl.**
USPC **D24/189**

(58) **Field of Classification Search**
USPC D24/128, 134, 187, 188-192
CPC .. A61M 1/0088; A61M 27/00; A61M 1/0031;
A61M 1/0092; A61M 1/0023
See application file for complete search history.

(56) **References Cited**

U.S. PATENT DOCUMENTS

4,370,984 A * 2/1983 Cartmell A61B 5/04026
600/385
D272,943 S * 3/1984 Stone D24/134

* cited by examiner

Primary Examiner — Jennifer L Watkins

(74) *Attorney, Agent, or Firm* — Dorsey & Whitney LLP

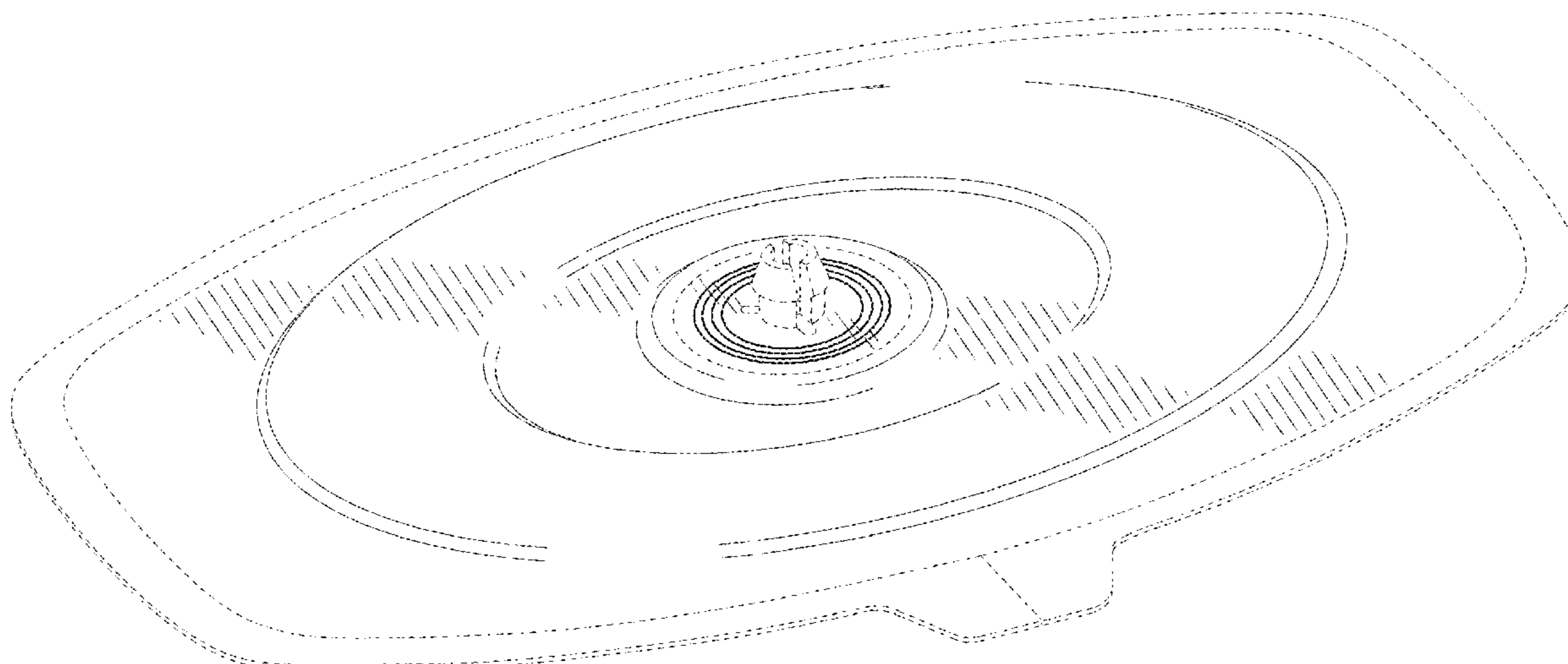
(57) **CLAIM**

The ornamental design for a patch, as shown and described.

DESCRIPTION

FIG. 1 is a top, perspective view of a patch;
FIG. 2 is a side elevational view of the patch shown in FIG. 1, with the other side elevational view being a mirror image thereof;
FIG. 3 is a front elevational view of the patch shown in FIG. 1, with the back elevational view being a mirror image thereof;
FIG. 4 is a top plan view of the patch shown in FIG. 1; and,
FIG. 5 is a bottom plan view of the patch shown in FIG. 1.
The features shown in broken lines do not form part of the claimed design.

1 Claim, 4 Drawing Sheets



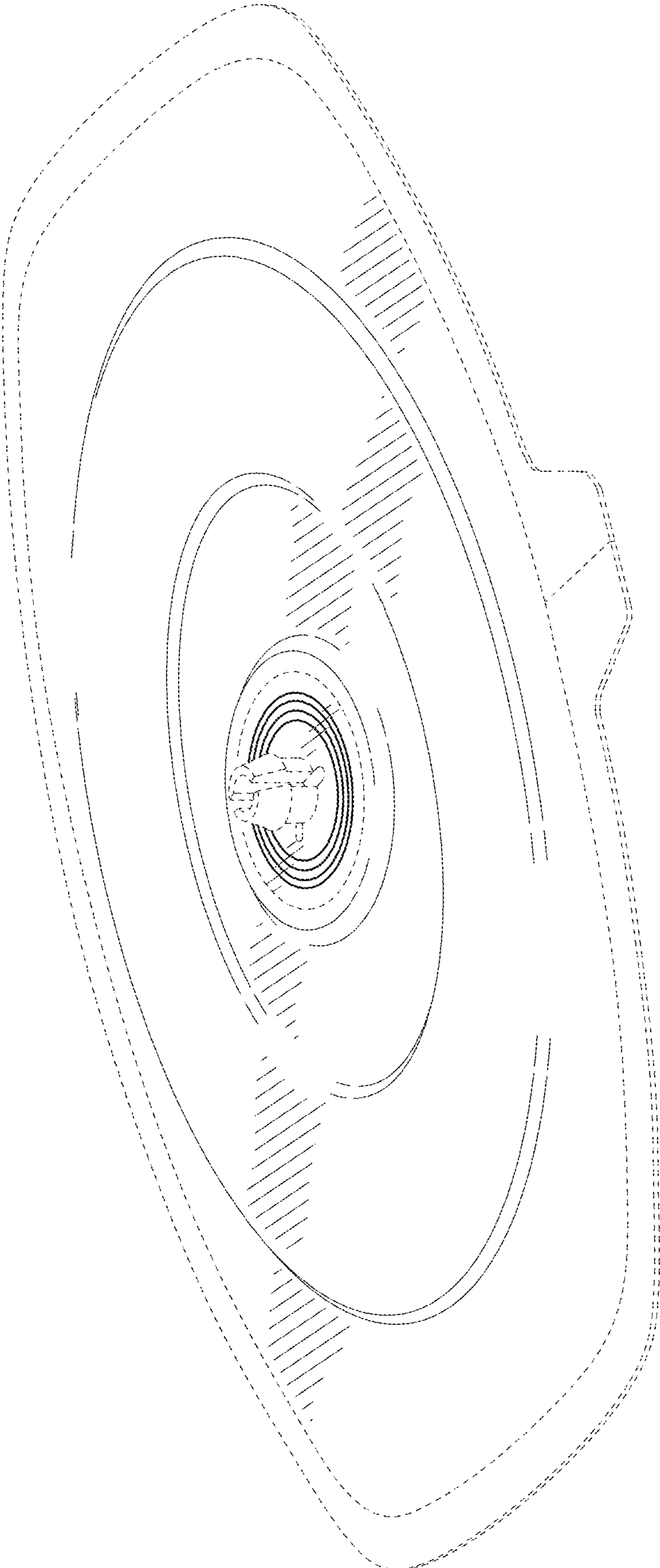


FIG. 1

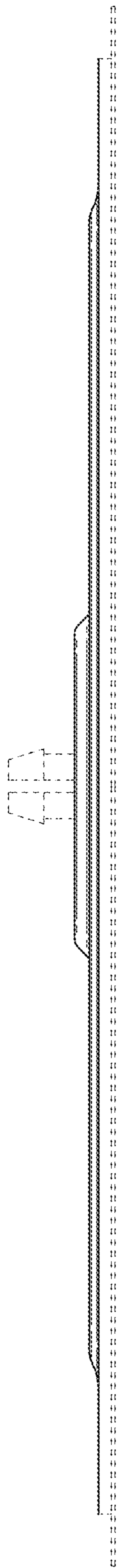


FIG. 2

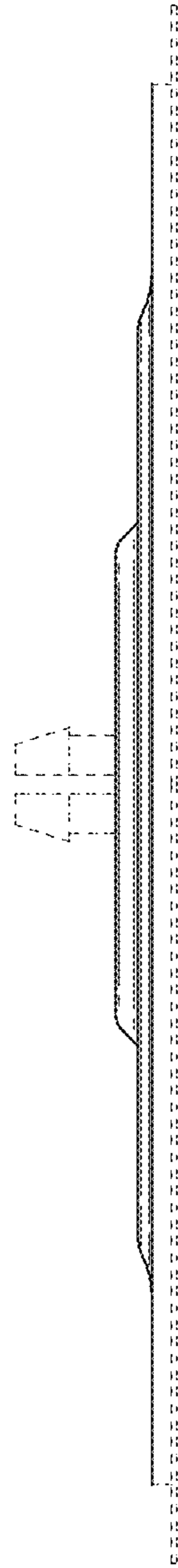


FIG. 3

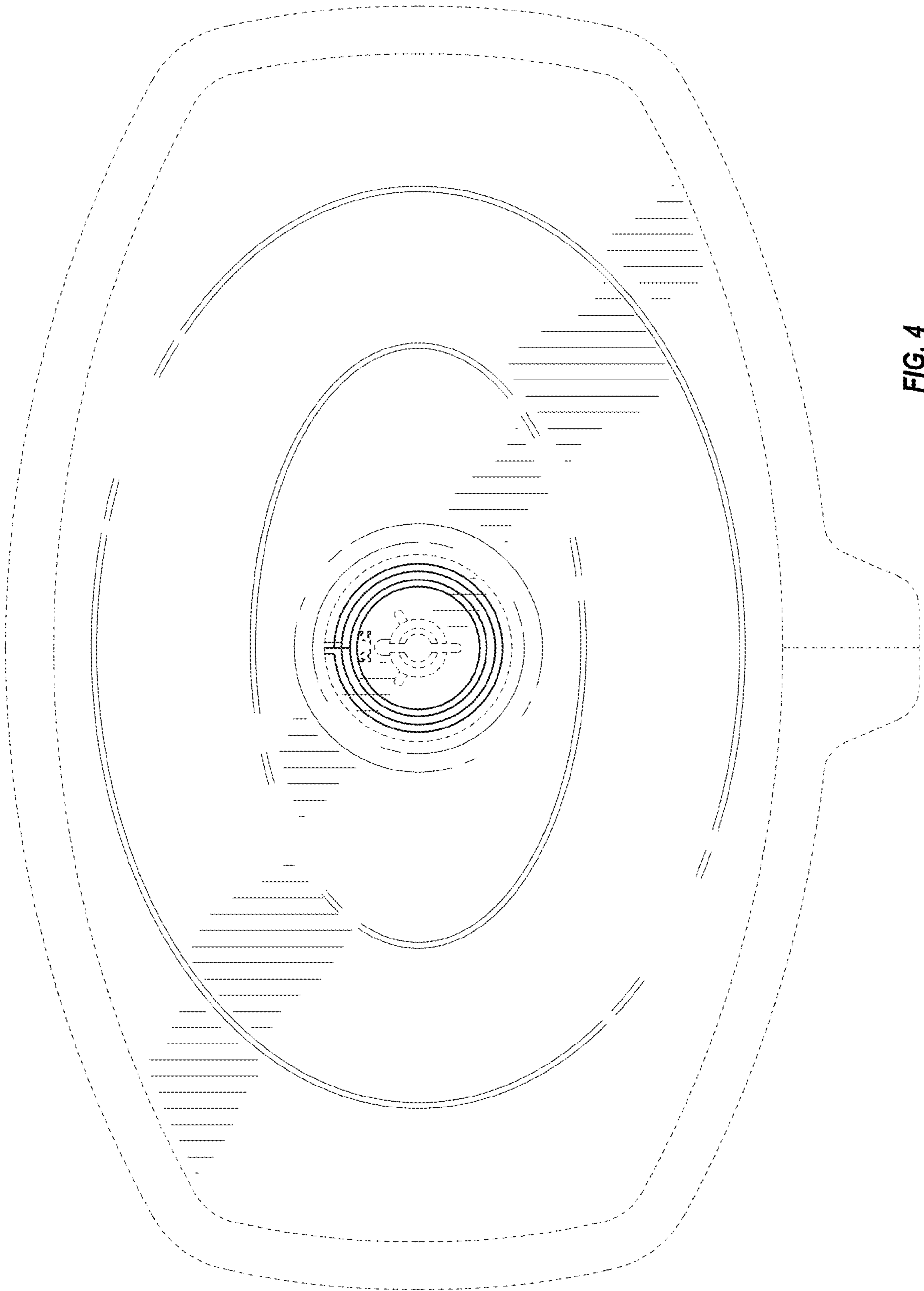


FIG. 4

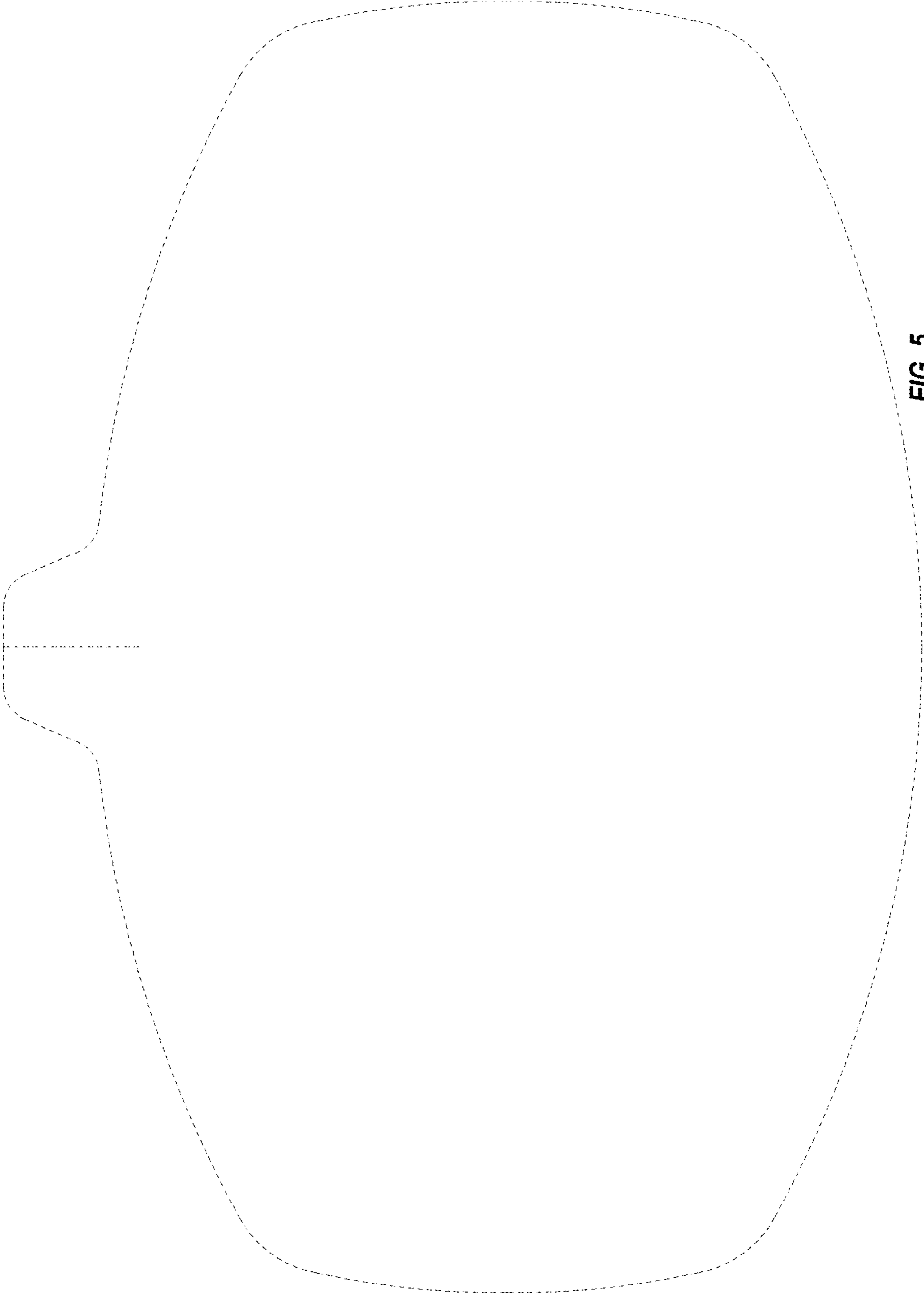


FIG. 5