



US00D866764S

(12) **United States Design Patent** (10) **Patent No.:** **US D866,764 S**
Pukall (45) **Date of Patent:** **** Nov. 12, 2019**

(54) **LIGHT**
(71) Applicant: **Ivoclar Vivadent AG**, Schaan (LI)
(72) Inventor: **Britta Pukall**, Wädenswil (CH)
(73) Assignee: **Ivoclar Vivadent AG**, Schaan (LI)
(**) Term: **15 Years**
(21) Appl. No.: **29/612,118**
(22) Filed: **Jul. 28, 2017**

D530,013 S * 10/2006 Fischer D24/176
D532,907 S * 11/2006 Feinbloom D24/152
D557,416 S * 12/2007 Wang D24/152
D638,944 S * 5/2011 Smith D24/176
D828,562 S * 9/2018 Sheetz A61C 19/003
D24/152

(30) **Foreign Application Priority Data**
Feb. 13, 2017 (WO) WIPO60530
(51) **LOC (12) Cl.** **24-02**
(52) **U.S. Cl.**
USPC **D24/152; D26/38**
(58) **Field of Classification Search**
USPC D24/152, 176-178
CPC A61C 19/003; A61C 19/004; A61C 19/00;
A61C 1/088
See application file for complete search history.

OTHER PUBLICATIONS

Bluephase G4, [online], [site visited Jun. 18, 2019]. Available from internet, <https://www.ivoclarvivadent.ca/explore/bluephase-g4>, 1 page, no publication date available.*

* cited by examiner

Primary Examiner — Lakiya G Rogers
Assistant Examiner — Carissa C Fitts
(74) *Attorney, Agent, or Firm* — Ann M. Knab; Thad McMurray

(57) **CLAIM**

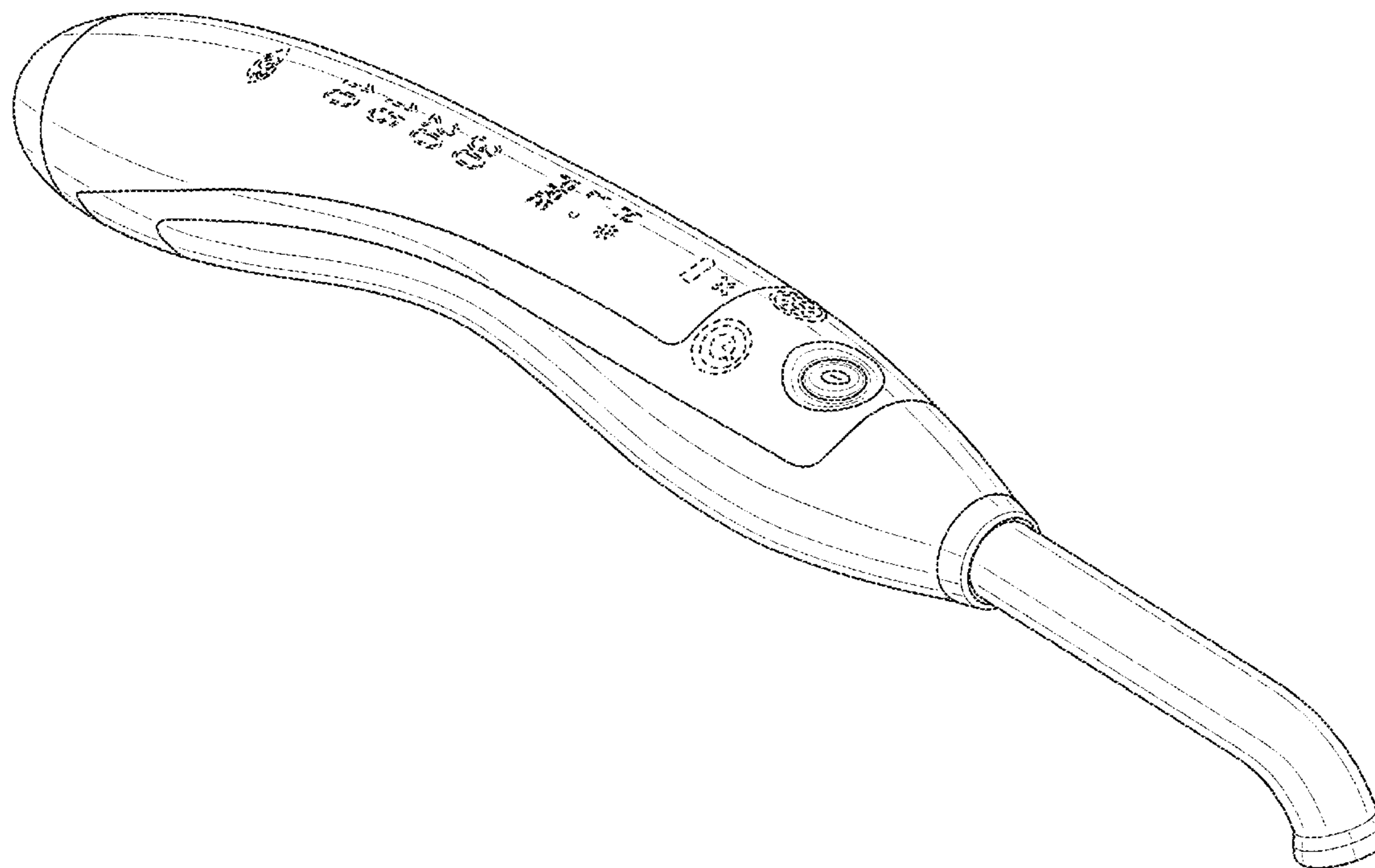
The ornamental design for a light, as shown and described.

DESCRIPTION

FIG. 1 is a perspective view of a light, showing my new design
FIG. 2 is a front view thereof.
FIG. 3 is a rear view thereof.
FIG. 4 is a left side view thereof.
FIG. 5 is a right side view thereof.
FIG. 6 is a top plan view thereof; and,
FIG. 7 is a bottom plan view thereof.
The broken lines show portions of the light which form no part of the claimed design.

1 Claim, 7 Drawing Sheets

(56) **References Cited**
U.S. PATENT DOCUMENTS
D336,337 S * 6/1993 Dotterman D24/177
D361,382 S * 8/1995 Brunsell D24/152
D385,630 S * 10/1997 Lieb D24/177
D515,214 S * 2/2006 Jackson, III D24/176
D515,215 S * 2/2006 Wang D24/176



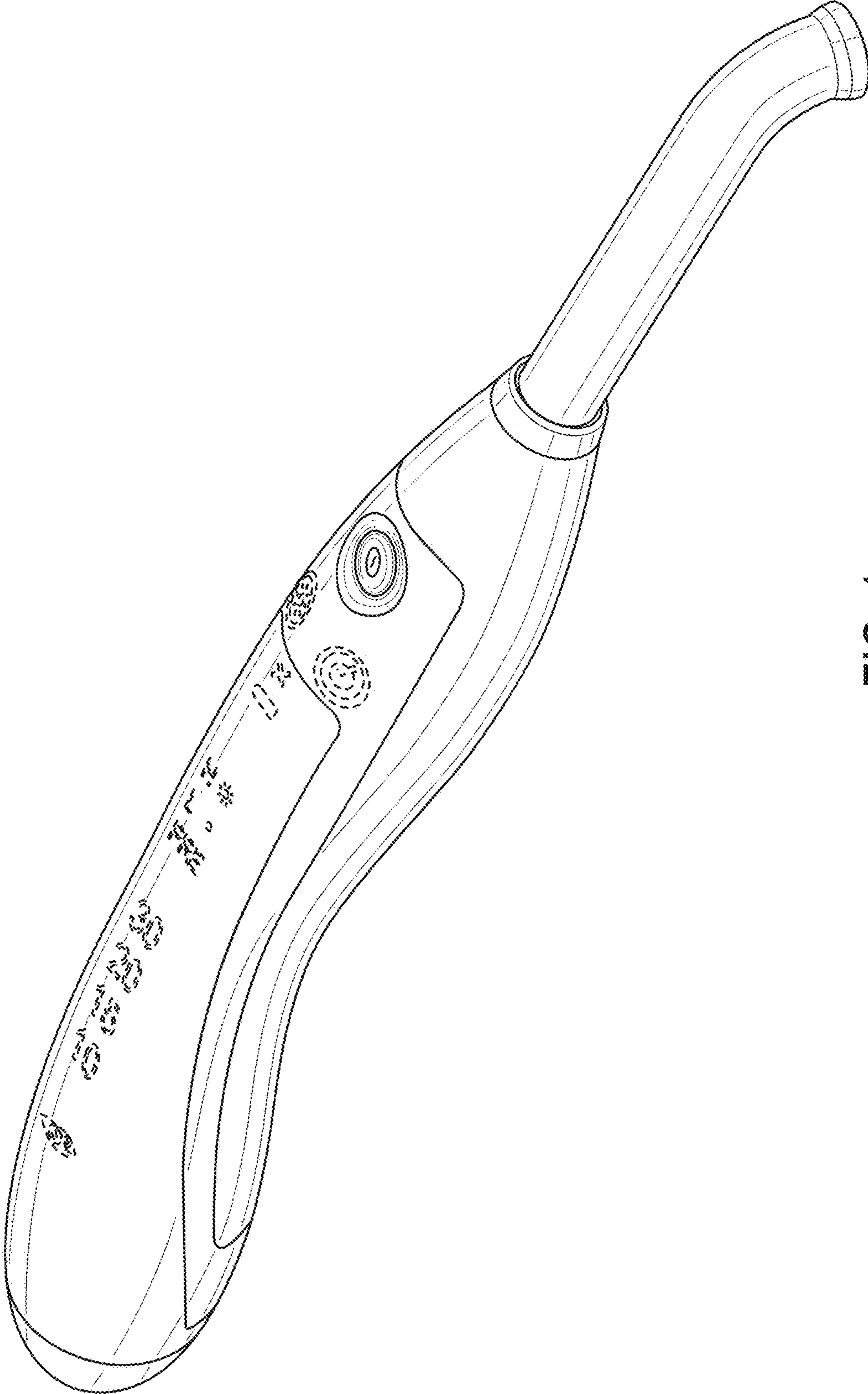


FIG. 1

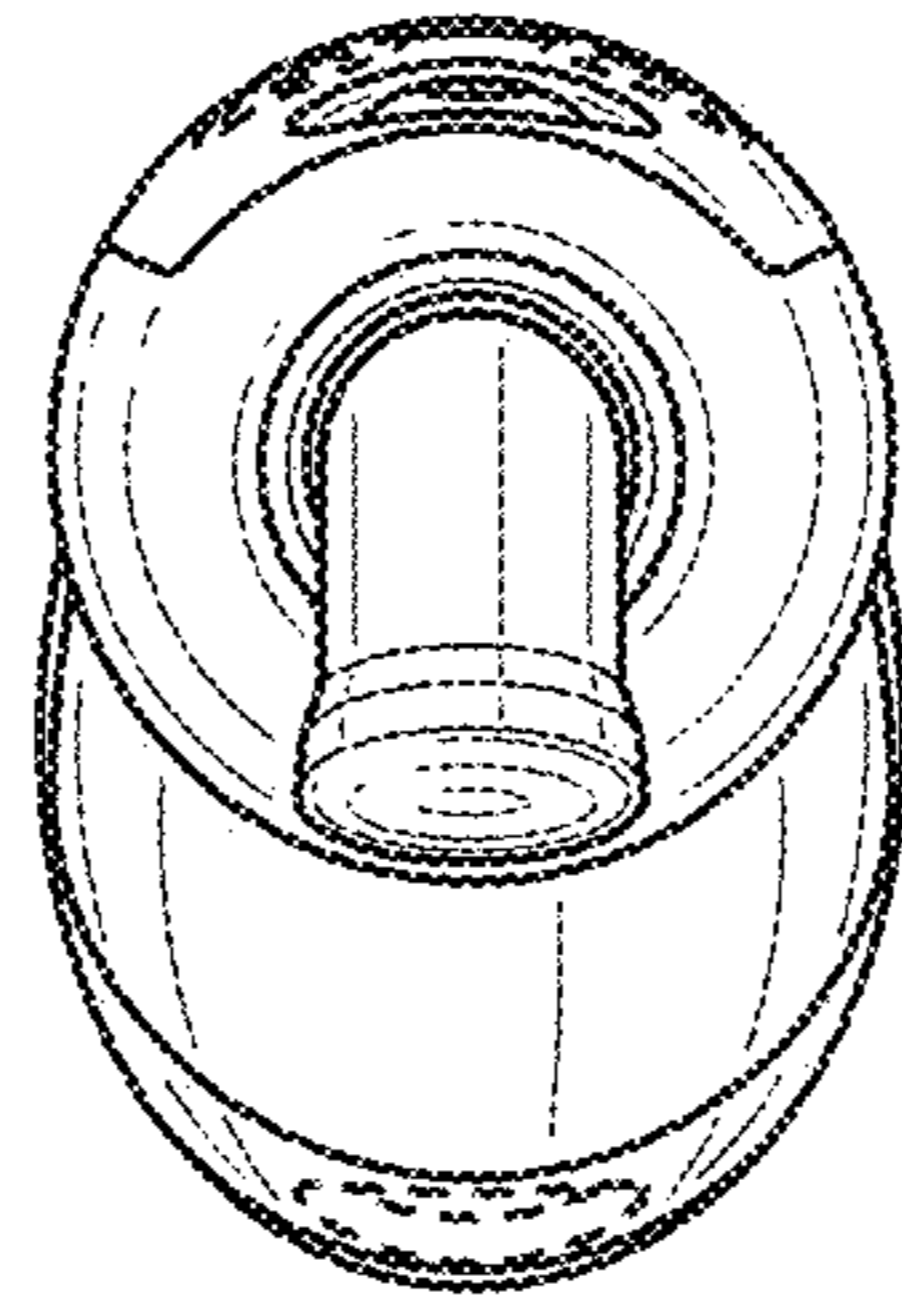


FIG. 2

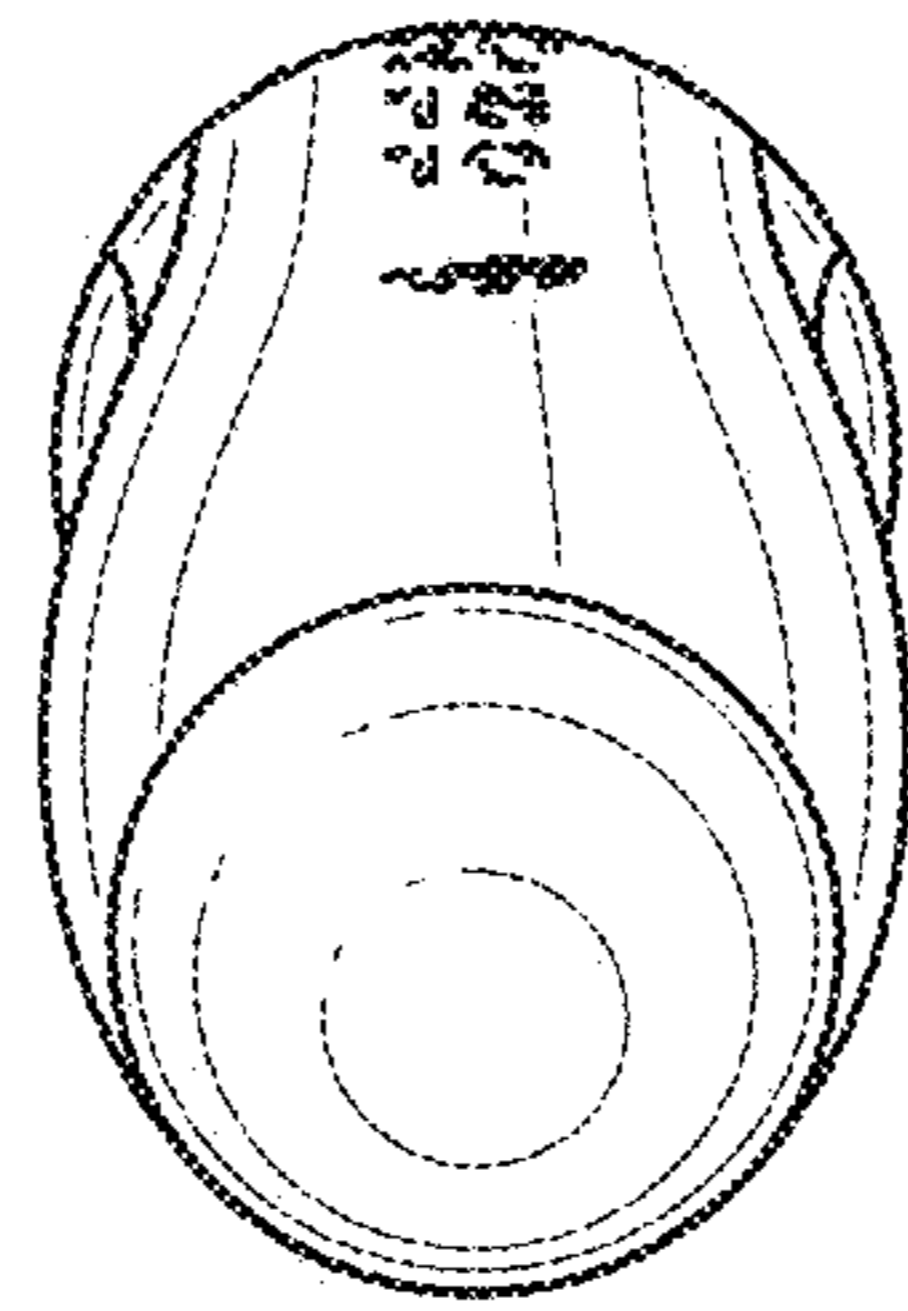


FIG. 3

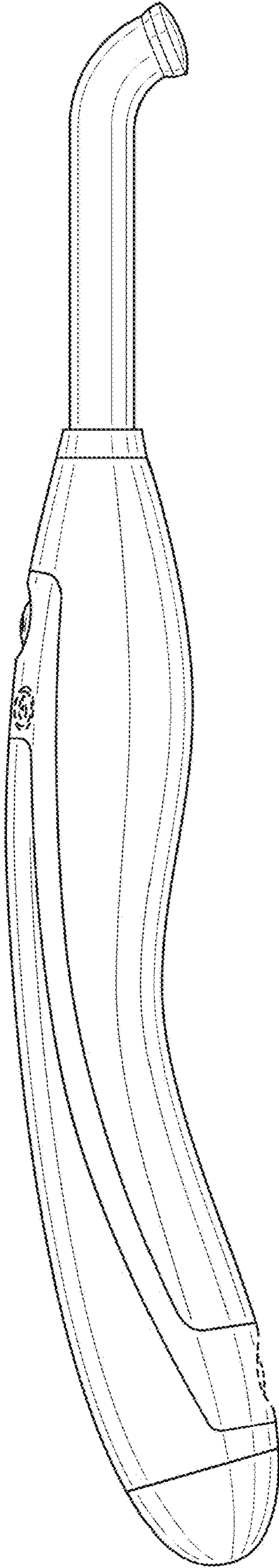


FIG. 4

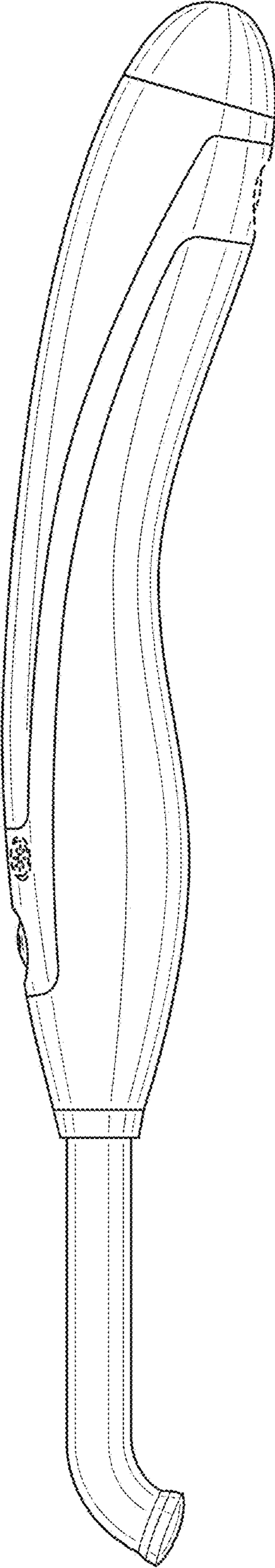


FIG. 5

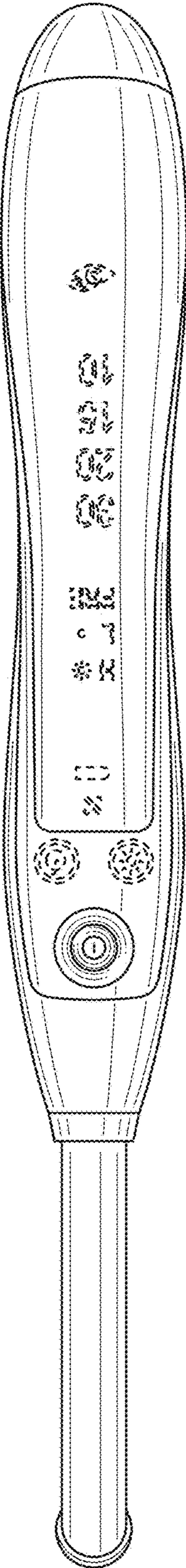


FIG. 6

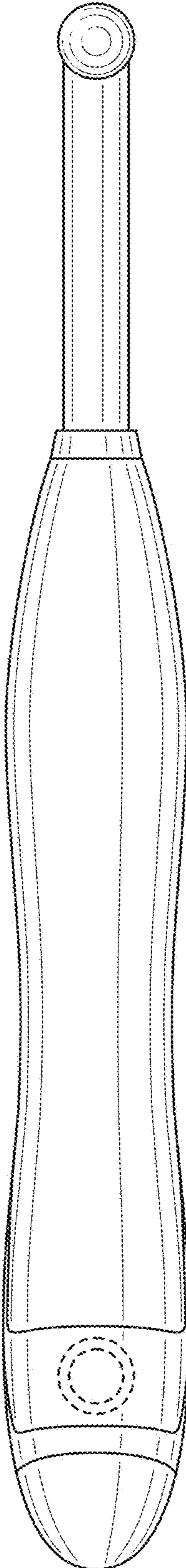


FIG. 7