



US00D866754S

(12) **United States Design Patent** (10) **Patent No.:** **US D866,754 S**  
**Jerichau et al.** (45) **Date of Patent:** **\*\* Nov. 12, 2019**

(54) **INSERT FOR TOILET BAG AND TOILET BAG**

*Primary Examiner* — David G Muller  
(74) *Attorney, Agent, or Firm* — Coloplast Corp.,  
Coloplast A/S; Nick Baumann

(71) Applicant: **Coloplast A/S**, Humlebaek (DK)

(72) Inventors: **Bodil Jerichau**, Rungsted Kyst (DK);  
**Hans Falleboe**, Gentofte (DK); **Marie Svane Rizk Vestergaard**, Frederiksberg (DK)

(57) **CLAIM**

The ornamental design for an insert for toilet bag and toilet bag, as shown and described.

(73) Assignee: **Coloplast A/S**, Humlebaek (DK)

**DESCRIPTION**

(\*\*) Term: **15 Years**

(21) Appl. No.: **29/633,511**

(22) Filed: **Jan. 15, 2018**

(51) **LOC (12) Cl.** ..... **24-02**

(52) **U.S. Cl.**  
USPC ..... **D24/123**

(58) **Field of Classification Search**  
USPC ..... D24/121–123, 117, 224; D23/276, 295,  
D23/302, 274, 309, 200; 4/450–460,  
4/144.1–144.4, DIG. 5  
CPC ..... A61G 9/00; A61G 9/006; A61G 9/003  
See application file for complete search history.

FIG. 1 is a perspective view of a toilet bag;  
FIG. 2 is a left side elevation view of the toilet bag illustrated in FIG. 1;  
FIG. 3 is a right side elevation view of the toilet bag illustrated in FIG. 1;  
FIG. 4 is a top plan view of the toilet bag illustrated in FIG. 1;  
FIG. 5 is a bottom plan view of the toilet bag illustrated in FIG. 1;  
FIG. 6 is a front elevation view of the toilet bag illustrated in FIG. 1;  
FIG. 7 is a back elevation view of the toilet bag illustrated in FIG. 1;  
FIG. 8 is perspective view of the toilet bag in an open position showing an insert for toilet bag contained in the toilet bag;  
FIG. 9 is a perspective view of the toilet bag where the insert for toilet bag has been removed from the toilet bag; and,  
FIG. 10 is a perspective view of the insert for toilet bag.  
In FIGS. 1-6 zippers and a strap for operating the zippers of the toilet bag are illustrated in broken lines that form no part of the claimed design.  
In FIGS. 1-9 handles at the front and back end for carrying the toilet bag are illustrated in broken lines that form no part of the claimed design.  
In FIG. 9 an attachment surface in an interior of the toilet bag is illustrated in broken lines that form no part of the claimed design.

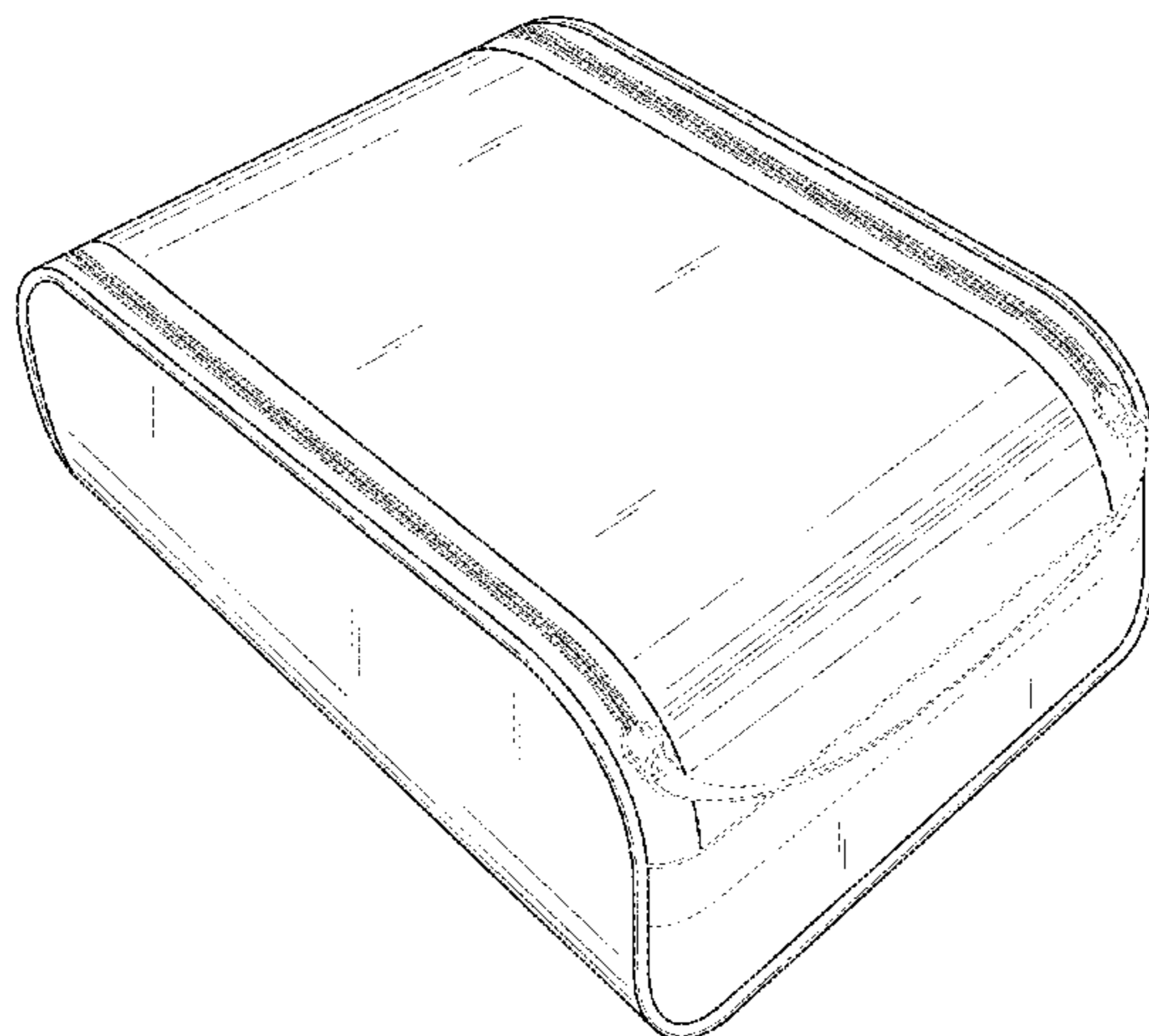
(56) **References Cited**

U.S. PATENT DOCUMENTS

3,859,125 A \* 1/1975 Miller ..... B65D 65/42  
428/511  
3,877,083 A \* 4/1975 Howe ..... A61G 9/003  
4/449  
D353,000 S \* 11/1994 Bradley, Jr. .... D24/123  
5,477,569 A \* 12/1995 Porter ..... A47K 11/06  
220/826  
5,689,840 A \* 11/1997 Kuhlman ..... A61G 9/003  
4/450  
5,778,458 A \* 7/1998 Speelman ..... A47K 11/105  
4/451  
6,189,162 B1 \* 2/2001 Tanner ..... A47K 11/105  
4/450

(Continued)

**1 Claim, 10 Drawing Sheets**



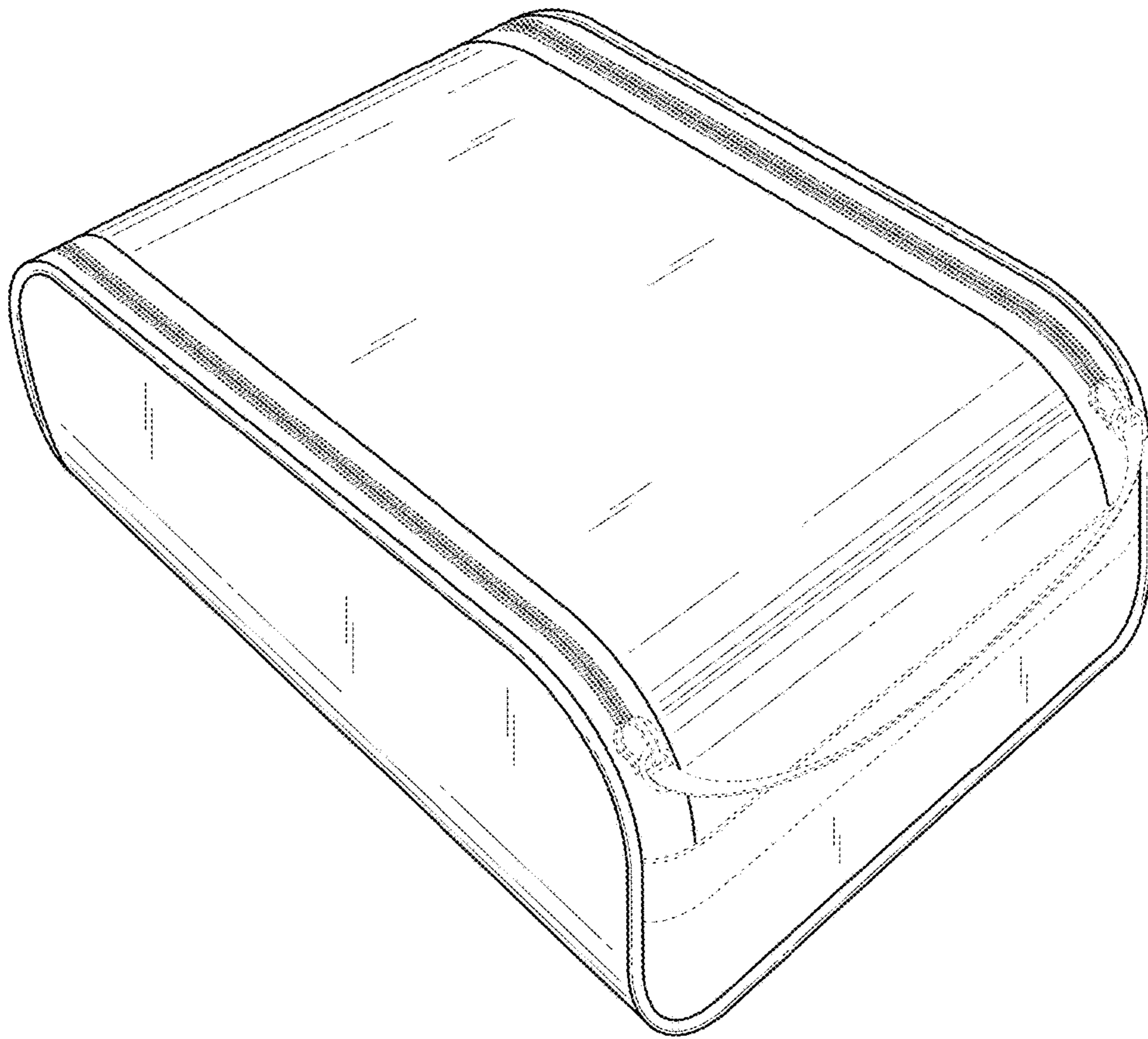
(56)

**References Cited**


U.S. PATENT DOCUMENTS

6,240,576	B1 *	6/2001	Cosby .....	A47K 11/02 4/483
6,449,782	B1 *	9/2002	Jones .....	A47K 11/02 4/451
6,546,569	B2 *	4/2003	Figueras .....	A47K 11/02 4/483
6,704,948	B2 *	3/2004	Shirkey .....	A47K 11/06 4/144.2
7,313,833	B2 *	1/2008	Wee .....	B60R 15/04 4/458
7,363,661	B1 *	4/2008	Myers .....	A47K 11/12 4/144.1
7,530,121	B2 *	5/2009	Snider .....	A47K 11/12 4/144.1
8,800,071	B2 *	8/2014	Sanchez Moreno ...	A61G 9/003 4/452
10,137,046	B1 *	11/2018	Pinus .....	A61G 9/003


\* cited by examiner



**Fig. 1**



**Fig. 2**



**Fig. 3**



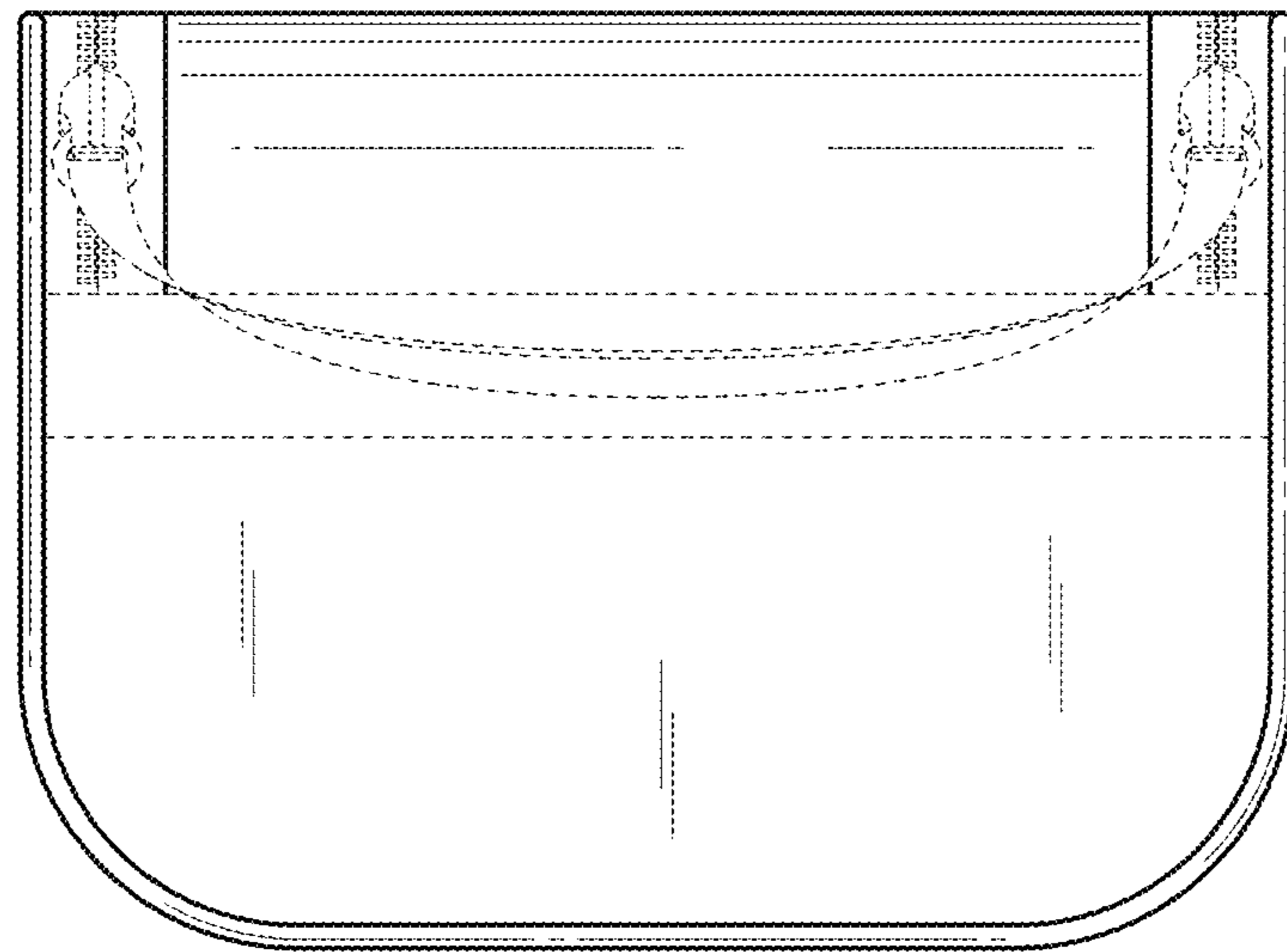


Fig. 4



**Fig. 5**



**Fig. 6**



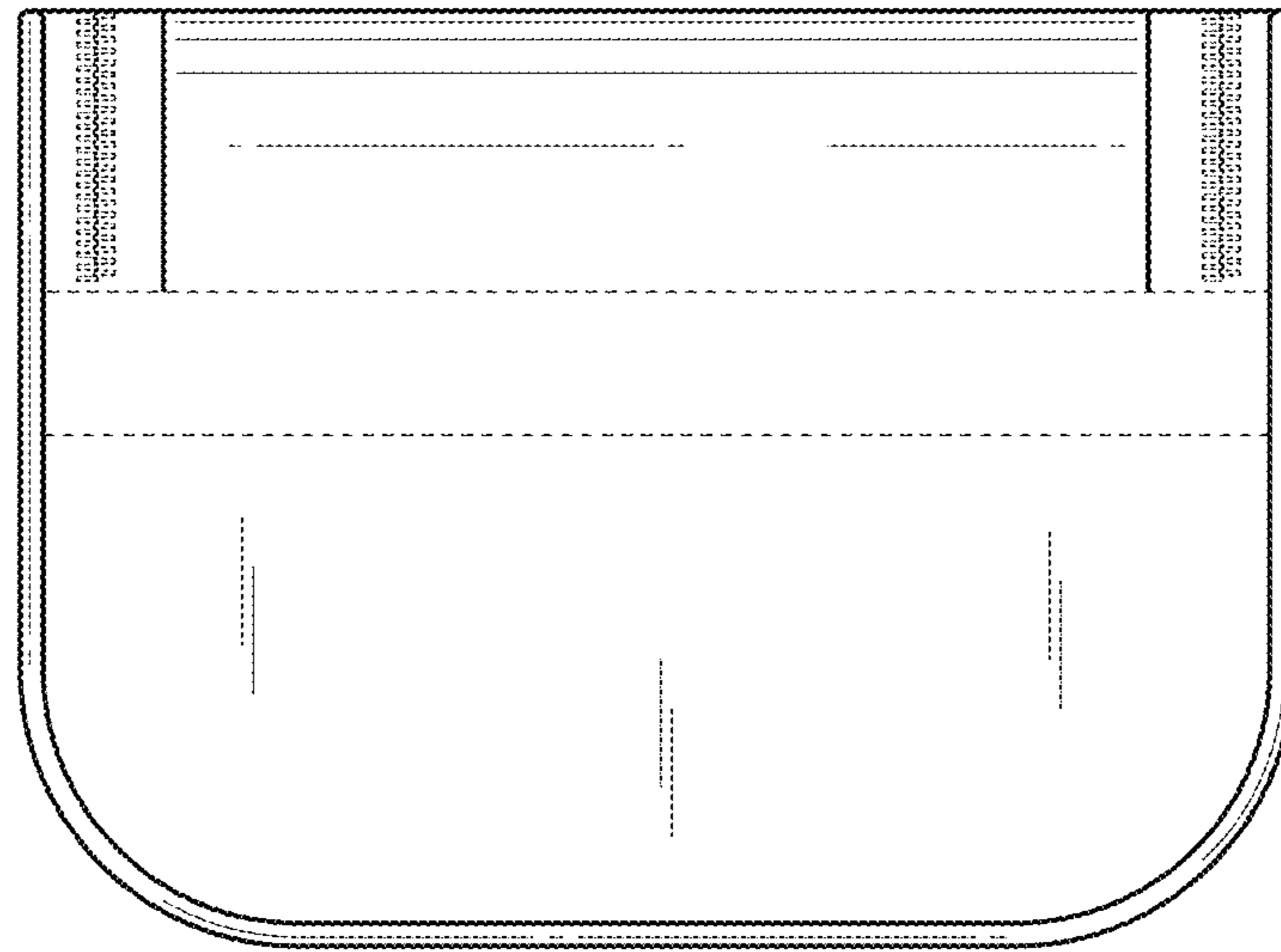


Fig. 7

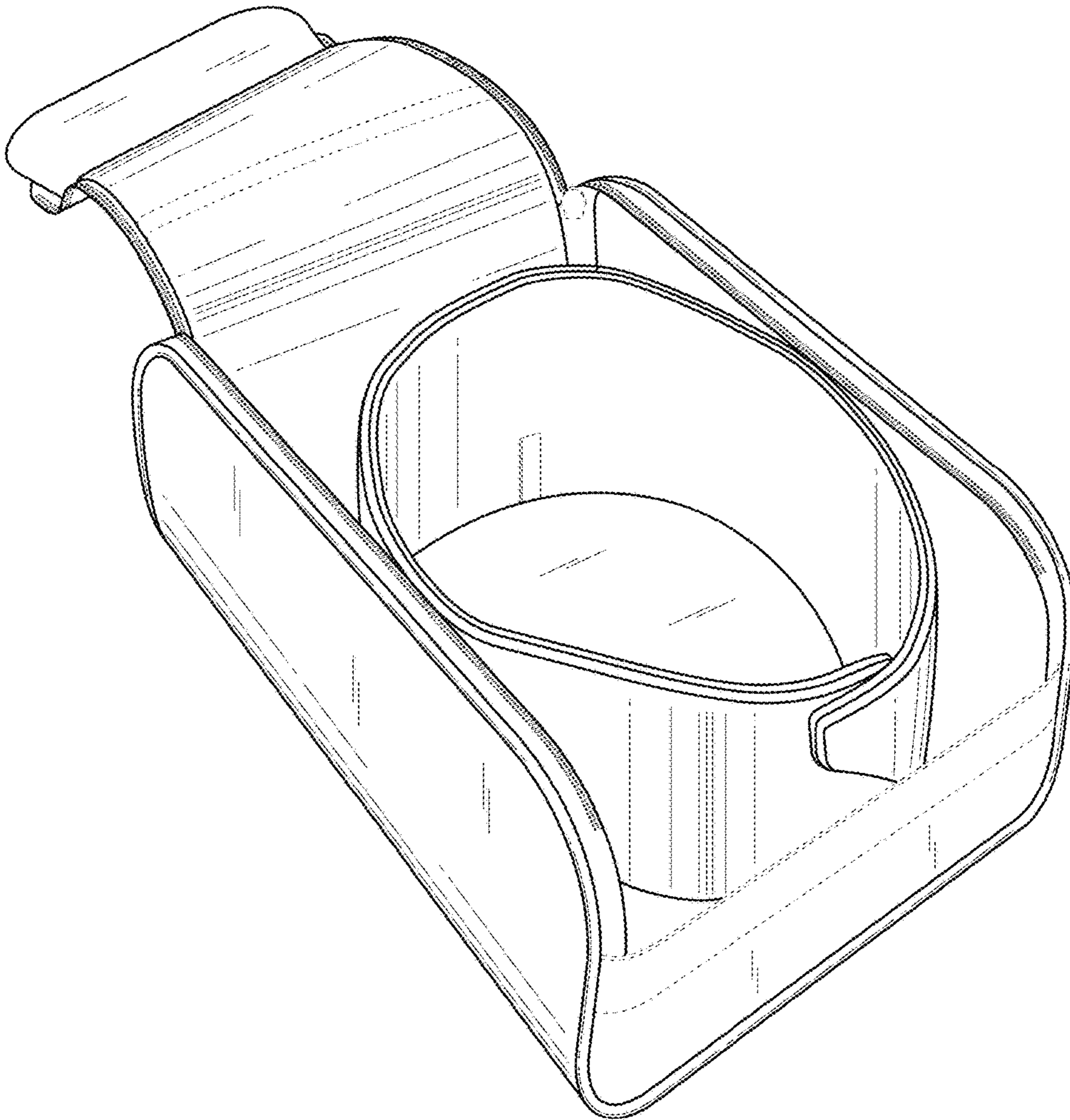


Fig. 8

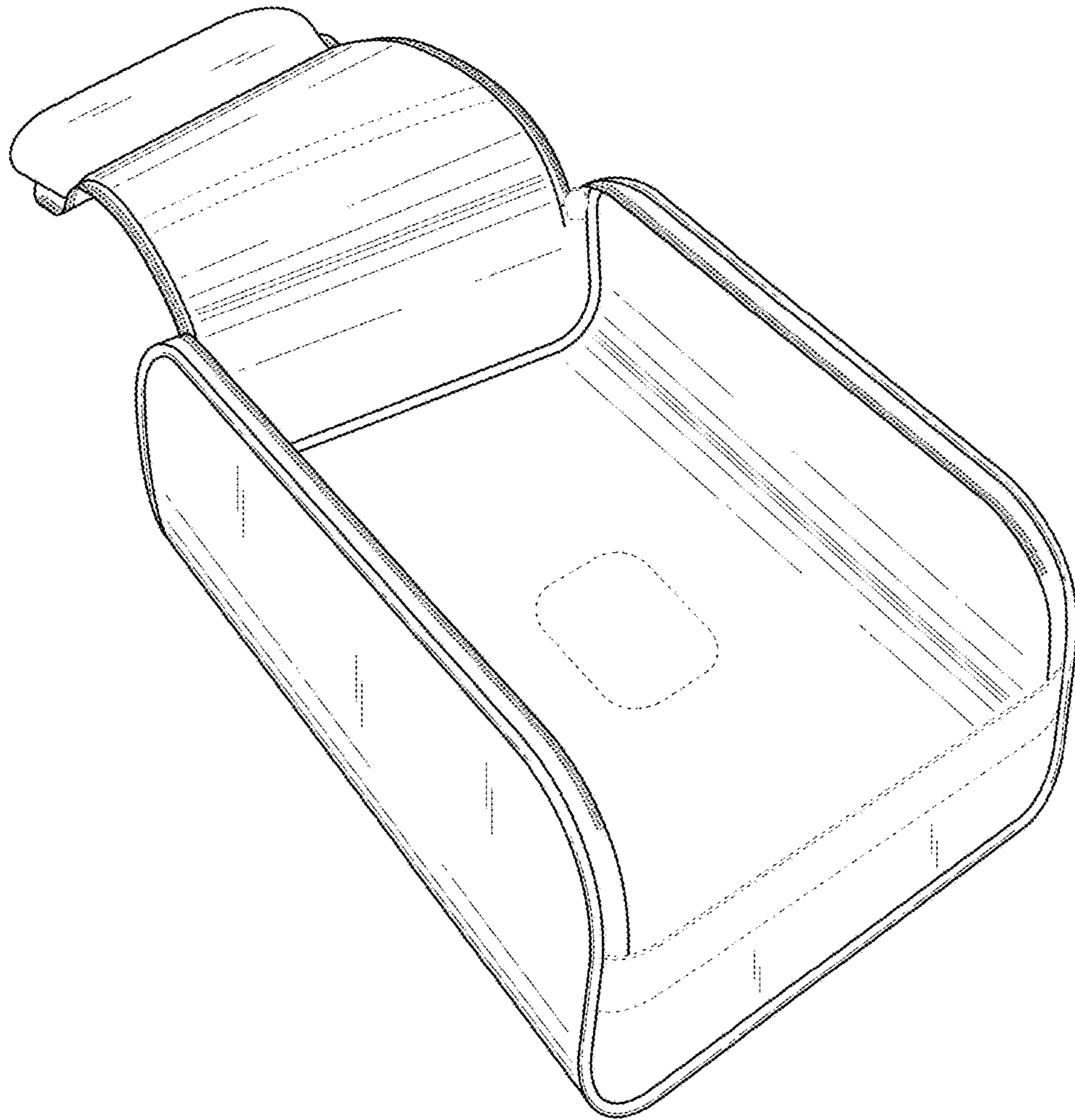
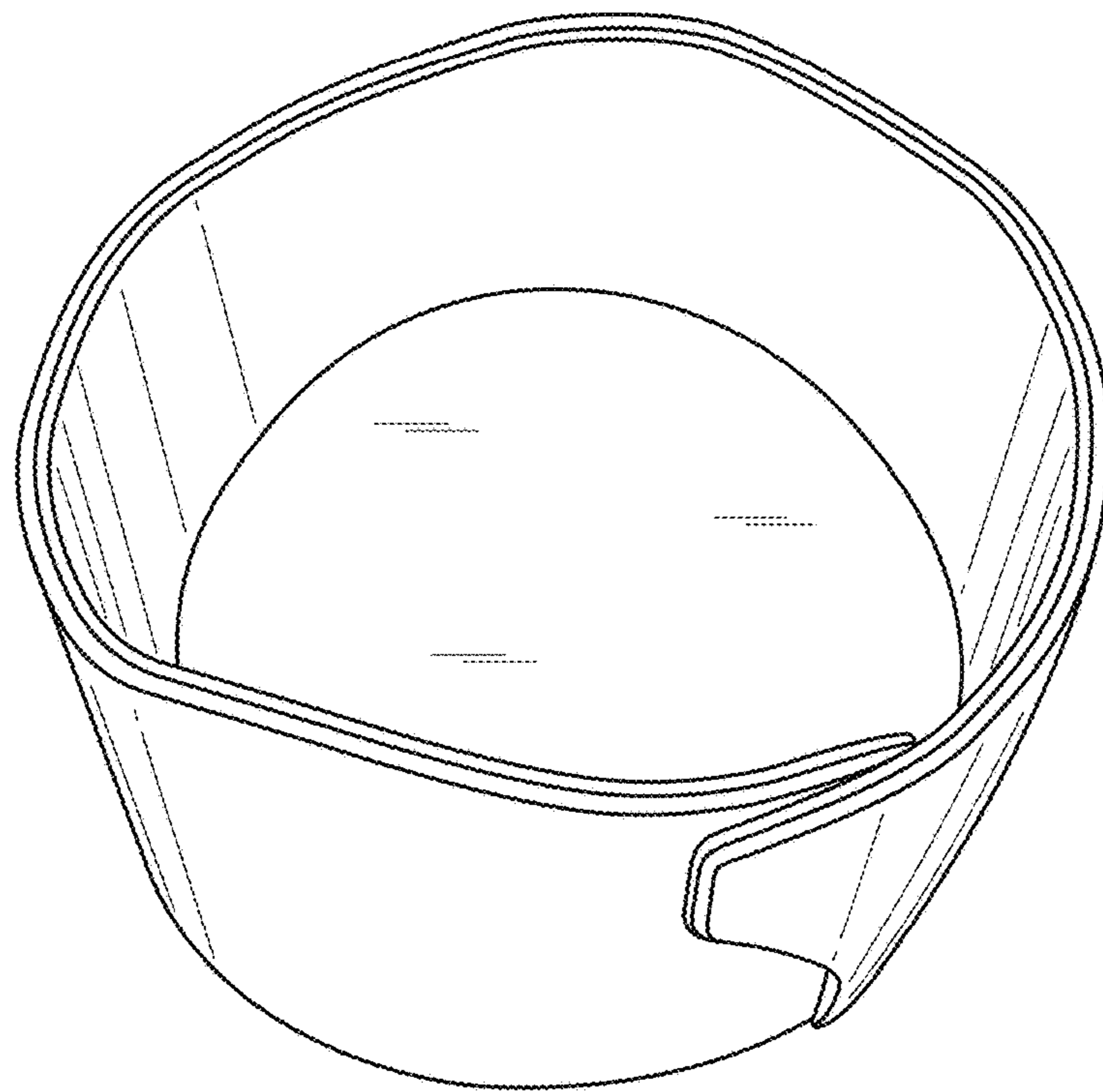


Fig. 9



**Fig. 10**