



US00D866750S

(12) **United States Design Patent** (10) **Patent No.:** **US D866,750 S**  
**Yan et al.** (45) **Date of Patent:** **\*\* Nov. 12, 2019**

(54) **COMBINED TOOTHBRUSH AND WATER PICK UNIT**

(71) Applicant: **Guangdong Roman Technology Co., Ltd.**, Dongguan (CN)

(72) Inventors: **Youchun Yan**, Dongguan (CN); **Gang Li**, Dongguan (CN); **Denglin Yang**, Dongguan (CN)

(73) Assignee: **GUANGDONG ROMAN TECHNOLOGY CO., LTD.**, Dongguan, Guangdong Province (CN)

(\*\*) Term: **15 Years**

(21) Appl. No.: **29/625,835**

(22) Filed: **Nov. 13, 2017**

(30) **Foreign Application Priority Data**

Jun. 21, 2017 (CN) ..... 2017 3 0258110

(51) **LOC (12) Cl.** ..... **24-02**

(52) **U.S. Cl.**  
USPC ..... **D24/111**

(58) **Field of Classification Search**  
USPC ..... D24/108, 111-115, 152, 176, 222;  
D4/101, 138  
CPC . A61C 17/043; A61C 17/0202; A61C 17/028;  
A61C 17/04; A61C 17/0208; A61C 17/20;  
A61C 17/00; A61C 17/005; A61C 17/02;  
A61C 17/0205; A61C 17/0211; A61C 17/36;  
A61C 17/0214; A61C 17/22; A61C 17/222;  
A61C 17/225; A61C 17/224; A61C 17/28;  
A61M 1/008; A61M 1/0039

See application file for complete search history.

(56) **References Cited**

**U.S. PATENT DOCUMENTS**

3,578,884 A \* 5/1971 Jacobson ..... A61C 1/0092  
417/317  
D318,918 S \* 8/1991 Hartwein ..... D24/111

5,399,089 A \* 3/1995 Eichman ..... A61C 17/02  
433/80  
D403,511 S \* 1/1999 Serbinski ..... D24/111  
D437,049 S \* 1/2001 Hartwein ..... D24/111  
D802,119 S \* 11/2017 Kim ..... D24/111  
D822,196 S \* 7/2018 Kim ..... D24/111  
D832,420 S \* 10/2018 Porter ..... D24/111  
D833,000 S \* 11/2018 Porter ..... D24/111  
2015/0182319 A1 \* 7/2015 Wagner ..... A61C 17/0202  
132/308  
2017/0252251 A1 \* 9/2017 Williams ..... A61C 17/0202  
2018/0168784 A1 \* 6/2018 Wagner ..... A61C 17/0202

**FOREIGN PATENT DOCUMENTS**

EM 004349363-0001 \* 9/2017

\* cited by examiner

*Primary Examiner* — Lilyana Bekic

(74) *Attorney, Agent, or Firm* — Sinorica, LLC

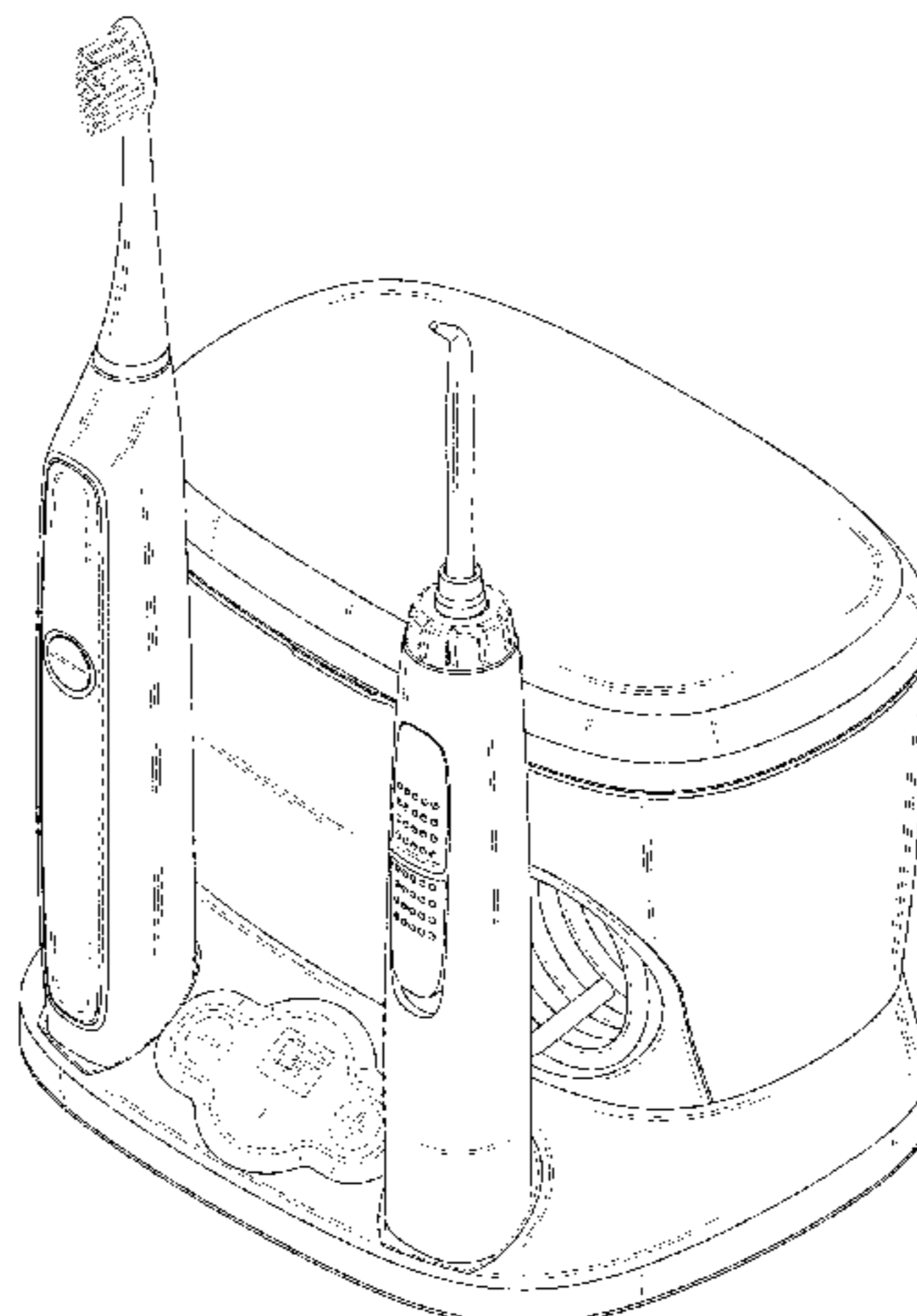
(57) **CLAIM**

The ornamental design for a combined toothbrush and water pick unit, as shown and described.

**DESCRIPTION**

FIG. 1 is a perspective view of the combined toothbrush and water pick unit showing our new design; FIG. 2 is a front elevation view thereof; FIG. 3 is a rear elevation view thereof; FIG. 4 is a left side elevation view thereof; FIG. 5 is a right side elevation view thereof; FIG. 6 is a top plan view thereof; and, FIG. 7 is a bottom plan view thereof. The broken lines in the drawings depict portions of the combined toothbrush and water pick unit that form no part of the claimed design.

**1 Claim, 7 Drawing Sheets**



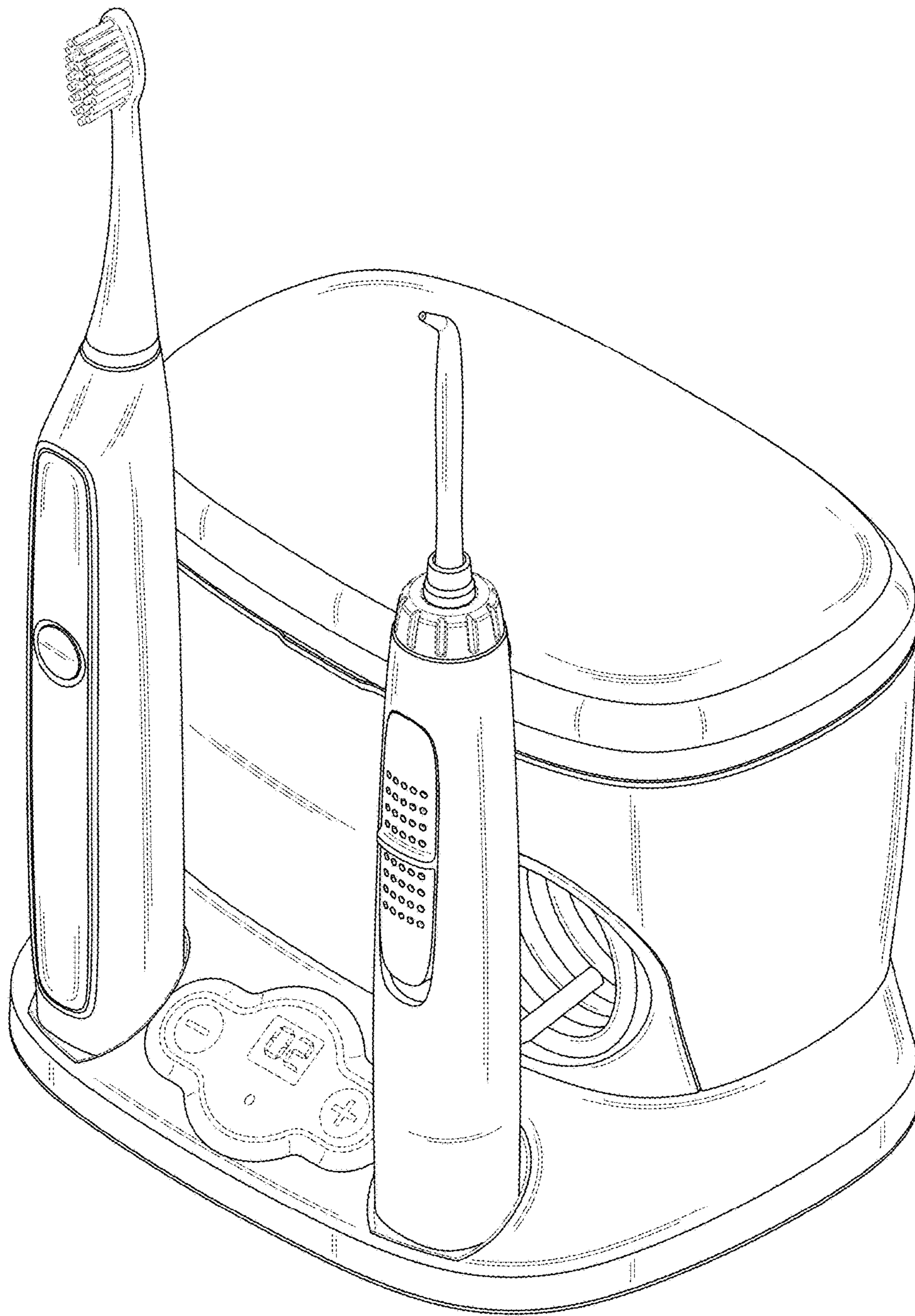


FIG.1

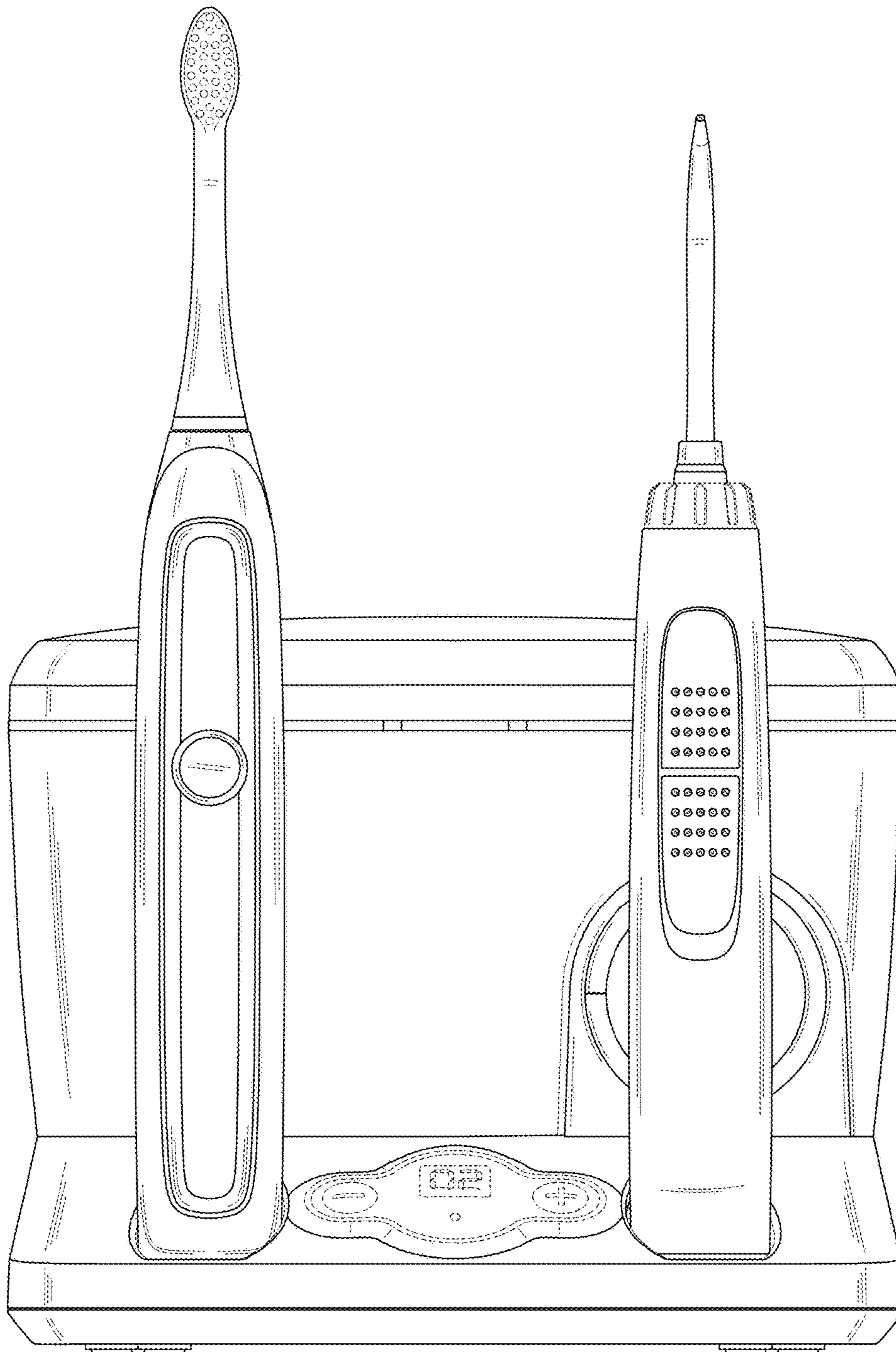


FIG.2

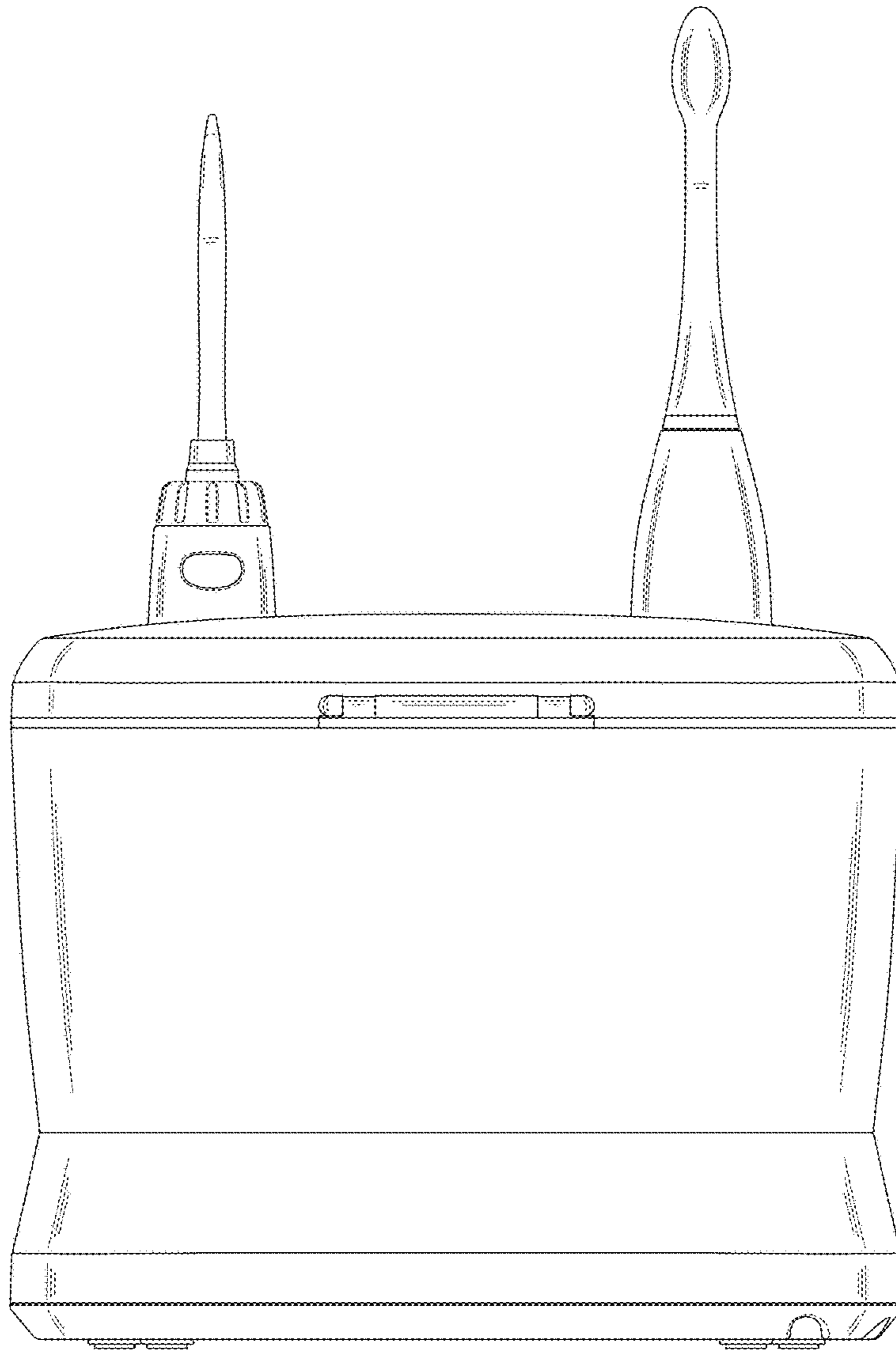


FIG.3






FIG.4

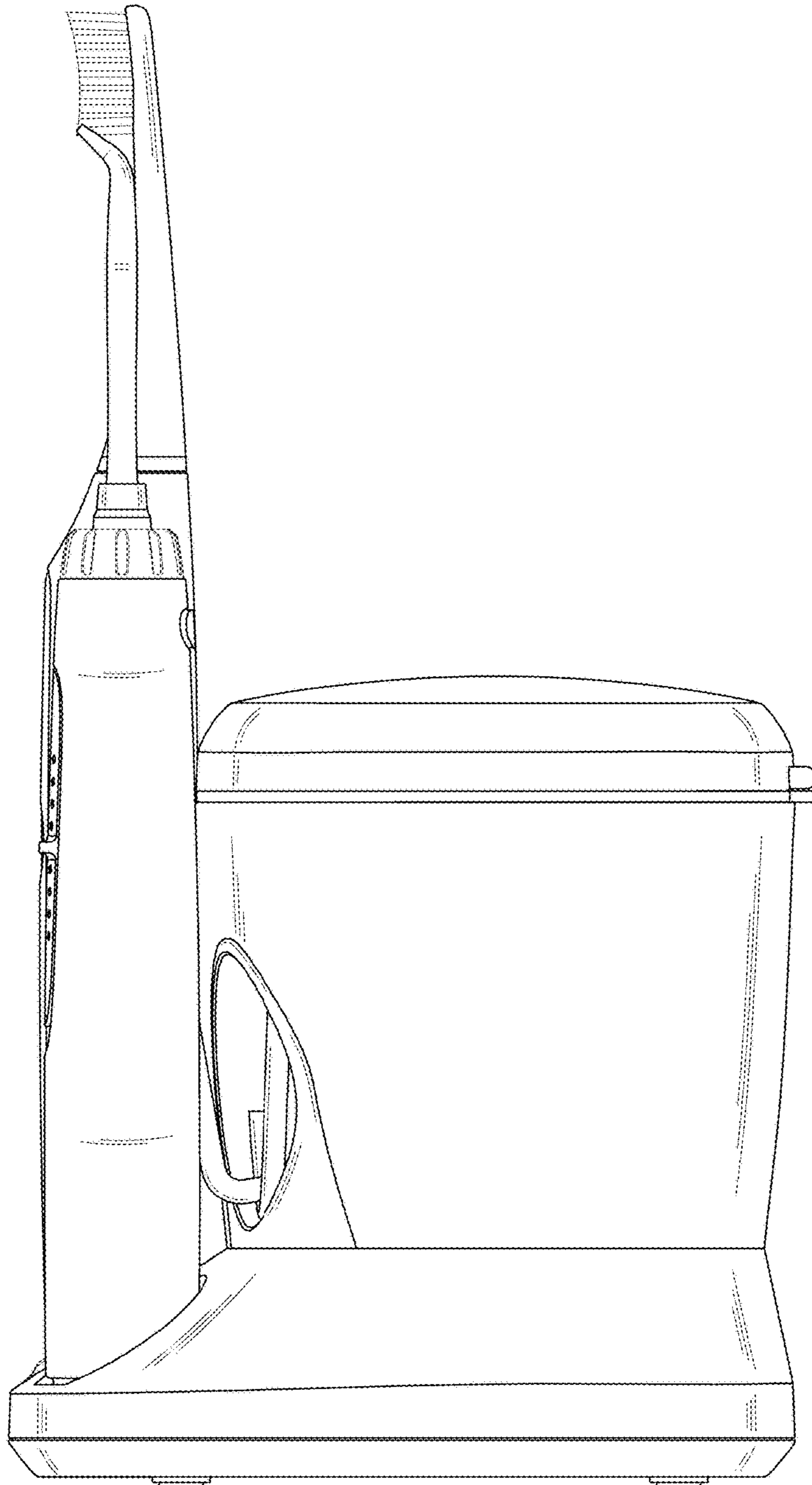


FIG.5

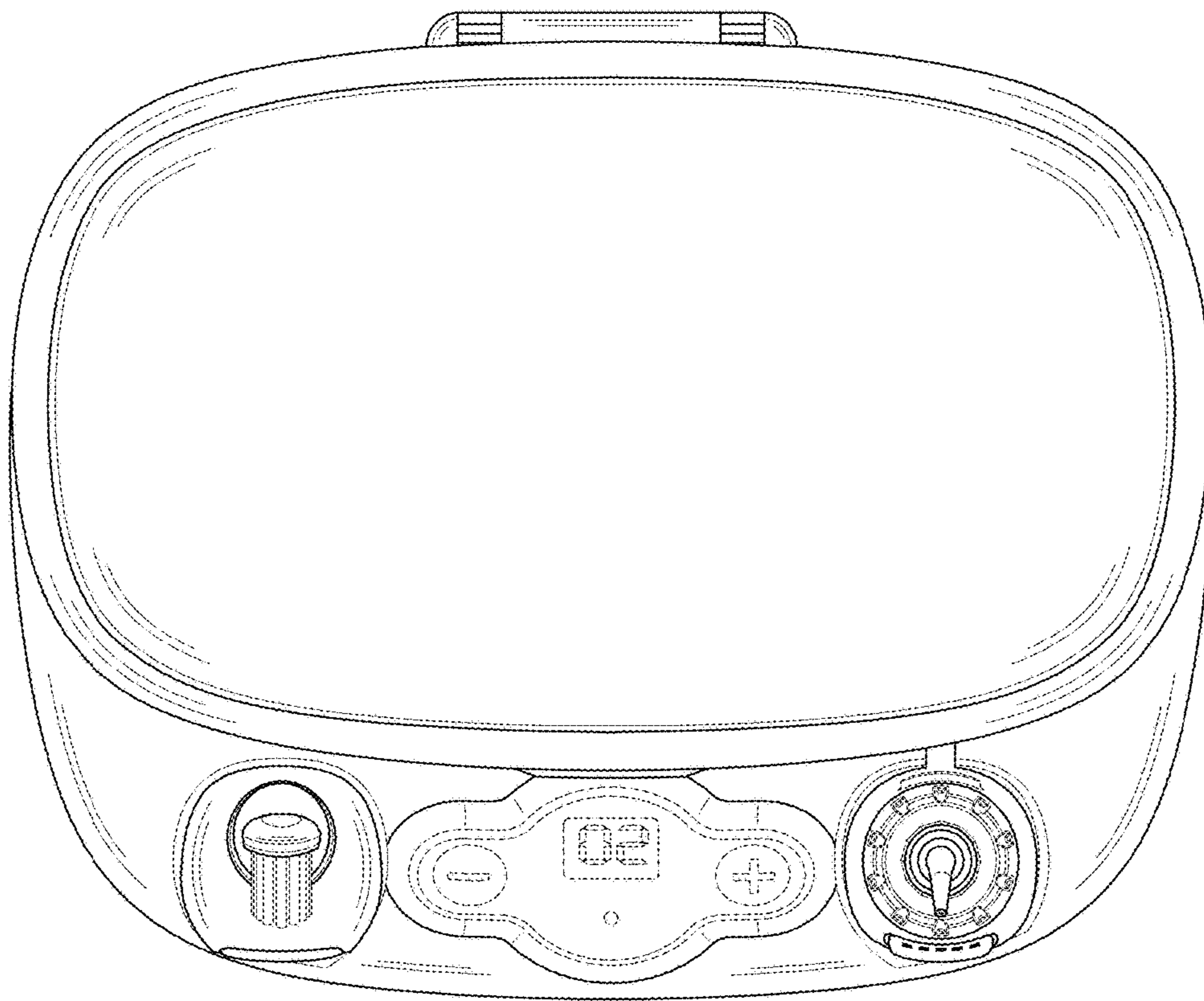


FIG.6



FIG.7