



US00D866736S

(12) **United States Design Patent** (10) **Patent No.:** **US D866,736 S**  
**Szolony et al.** (45) **Date of Patent:** **\*\* Nov. 12, 2019**

(54) **HEATING RADIATOR**

CPC ..... F24H 3/004; F24H 3/0411; F24H 3/0417;  
F24H 3/00; F28D 1/0333  
See application file for complete search history.

(71) Applicant: **TOMTON s.r.o.**, Velké Albrechtice  
(CZ)

(72) Inventors: **Tomas Szolony**, Zilina (CZ); **Ondřej Šikula**, Zábřdovice (CZ)

(73) Assignee: **TOMTON s.r.o.**, Velké Albrechtice  
(CZ)

(\*\*) Term: **15 Years**

(21) Appl. No.: **29/626,396**

(22) Filed: **Nov. 16, 2017**

**Related U.S. Application Data**

(62) Division of application No. 35/501,648, filed on Jul. 22, 2016 (U.S. filing date under 35 U.S.C. 384), and having an international filing date of Jul. 22, 2016, now Pat. No. Des. 834,161.

**Foreign Application Priority Data**

Feb. 8, 2016 (EM) ..... 002976878-0001  
Feb. 8, 2016 (EM) ..... 002976878-0002  
Feb. 8, 2016 (EM) ..... 002976878-0003  
Feb. 8, 2016 (EM) ..... 002976878-0004  
Feb. 8, 2016 (EM) ..... 002976878-0005

(51) **LOC (12) Cl.** ..... **23-03**

(52) **U.S. Cl.**  
USPC ..... **D23/330**

(58) **Field of Classification Search**  
USPC ..... D23/317, 314, 332, 333, 334, 335, 337,  
D23/342, 351, 355, 378, 370, 381, 364,  
D23/336, 341, 330

(56) **References Cited**

**U.S. PATENT DOCUMENTS**

D359,344 S \* 6/1995 De'Longhi ..... D23/317  
D397,193 S \* 8/1998 Boyle ..... D23/317  
D423,090 S \* 4/2000 Barbosa ..... D23/330  
6,443,223 B2 \* 9/2002 Ichiyanagi ..... F28D 1/0341  
165/153  
7,311,138 B2 \* 12/2007 Kazari ..... F28D 1/0333  
165/153  
D624,166 S \* 9/2010 Zanolin ..... D23/330  
8,184,962 B2 \* 5/2012 Zanolin ..... F24D 19/06  
392/373  
D684,245 S \* 6/2013 Dong ..... D23/330

\* cited by examiner

*Primary Examiner* — Darlington Ly

(74) *Attorney, Agent, or Firm* — Grady K. Bergen; Griggs Bergen LLP

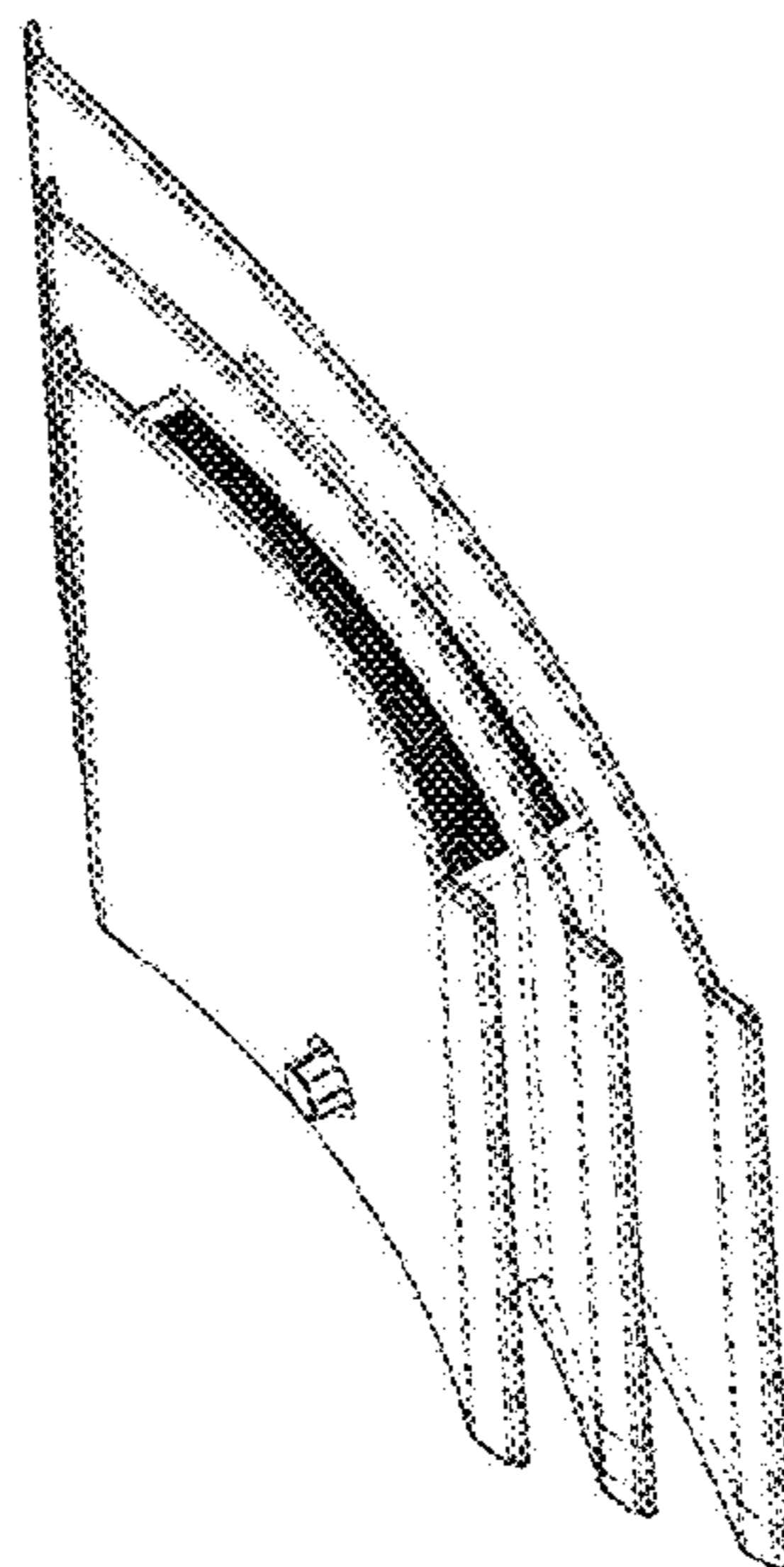
(57) **CLAIM**

The ornamental design for a heating radiator, as shown and described.

**DESCRIPTION**

FIG. 1 is a right side elevational view of a heating radiator; FIG. 2 is a left side perspective view of the heating radiator of FIG. 1; FIG. 3 is a top perspective view of the heating radiator of FIG. 1; FIG. 4 is a top perspective view of the heating radiator of FIG. 1; and, FIG. 5 is a rear perspective view of the heating radiator of FIG. 1.

**1 Claim, 5 Drawing Sheets**



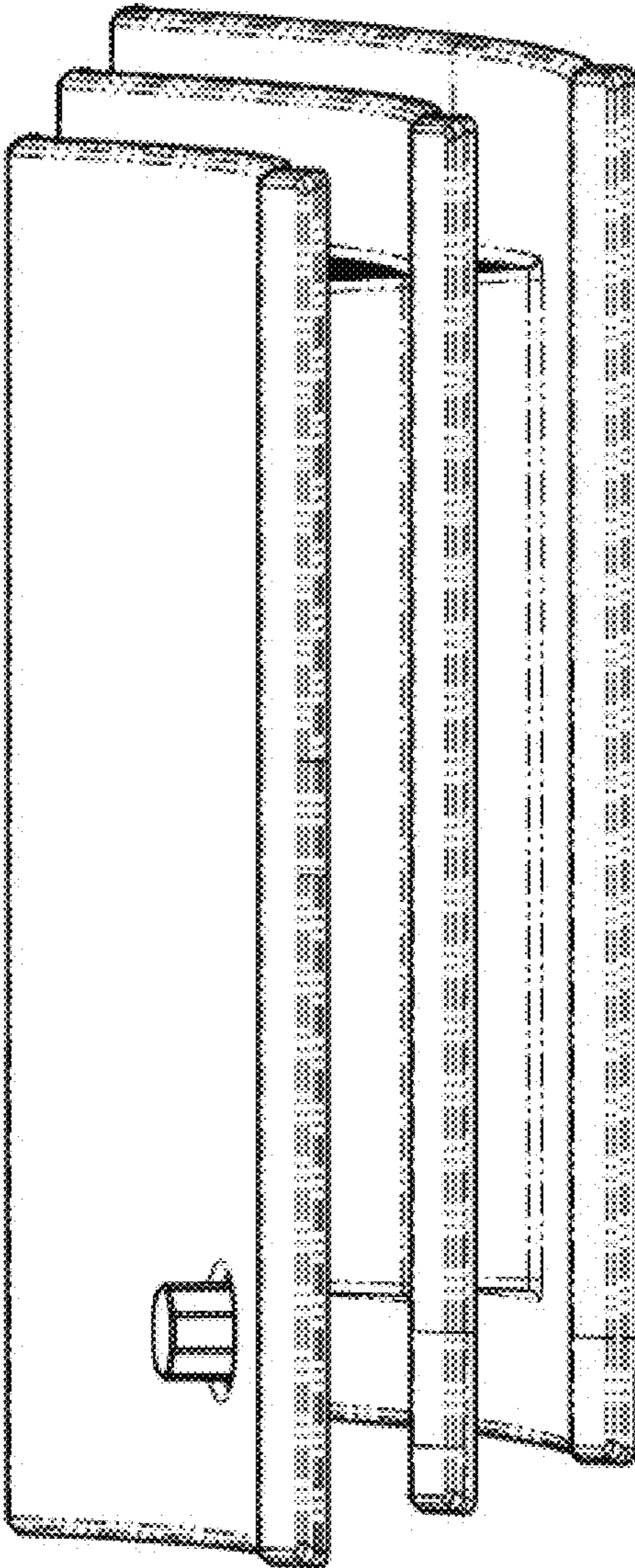


FIG. 1

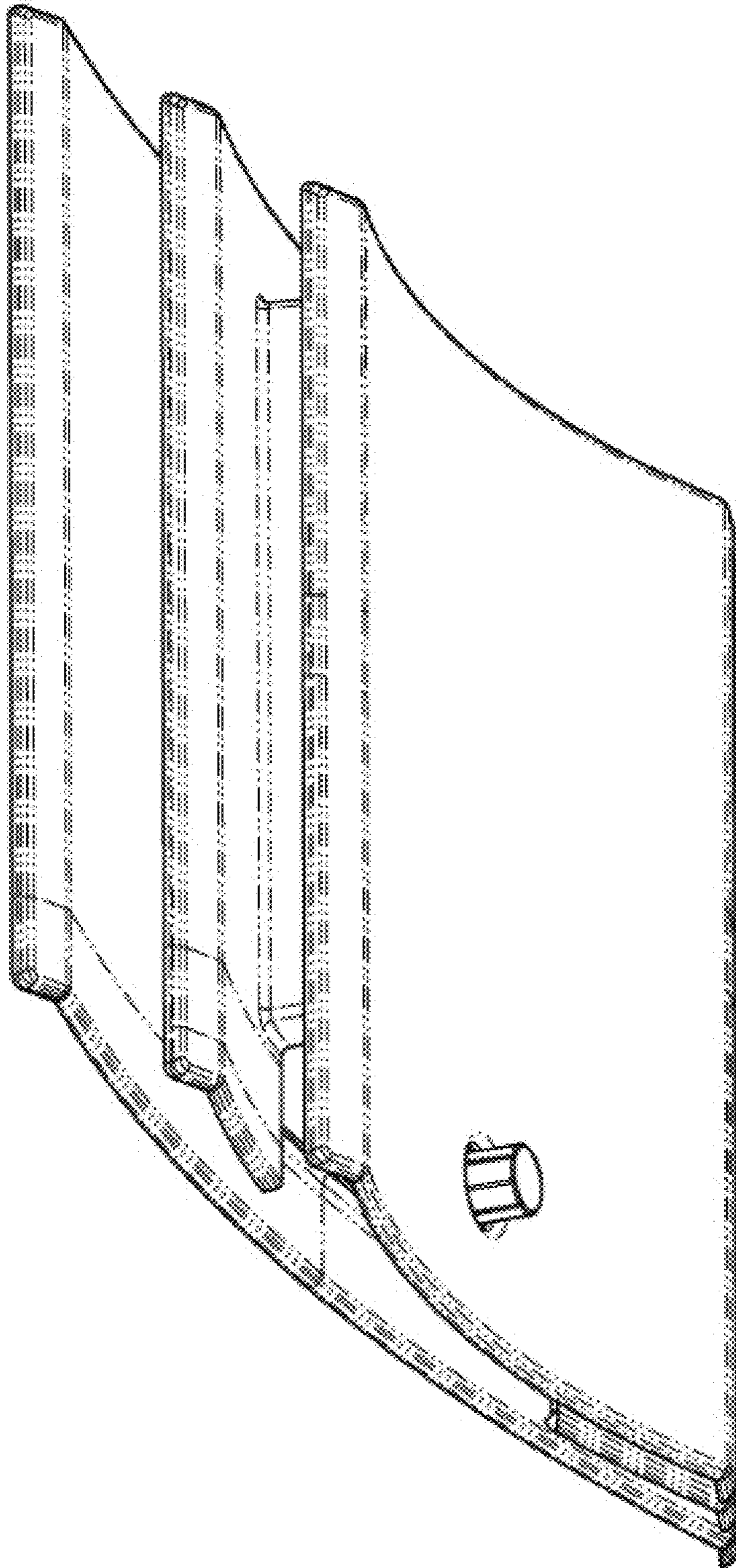


FIG. 2



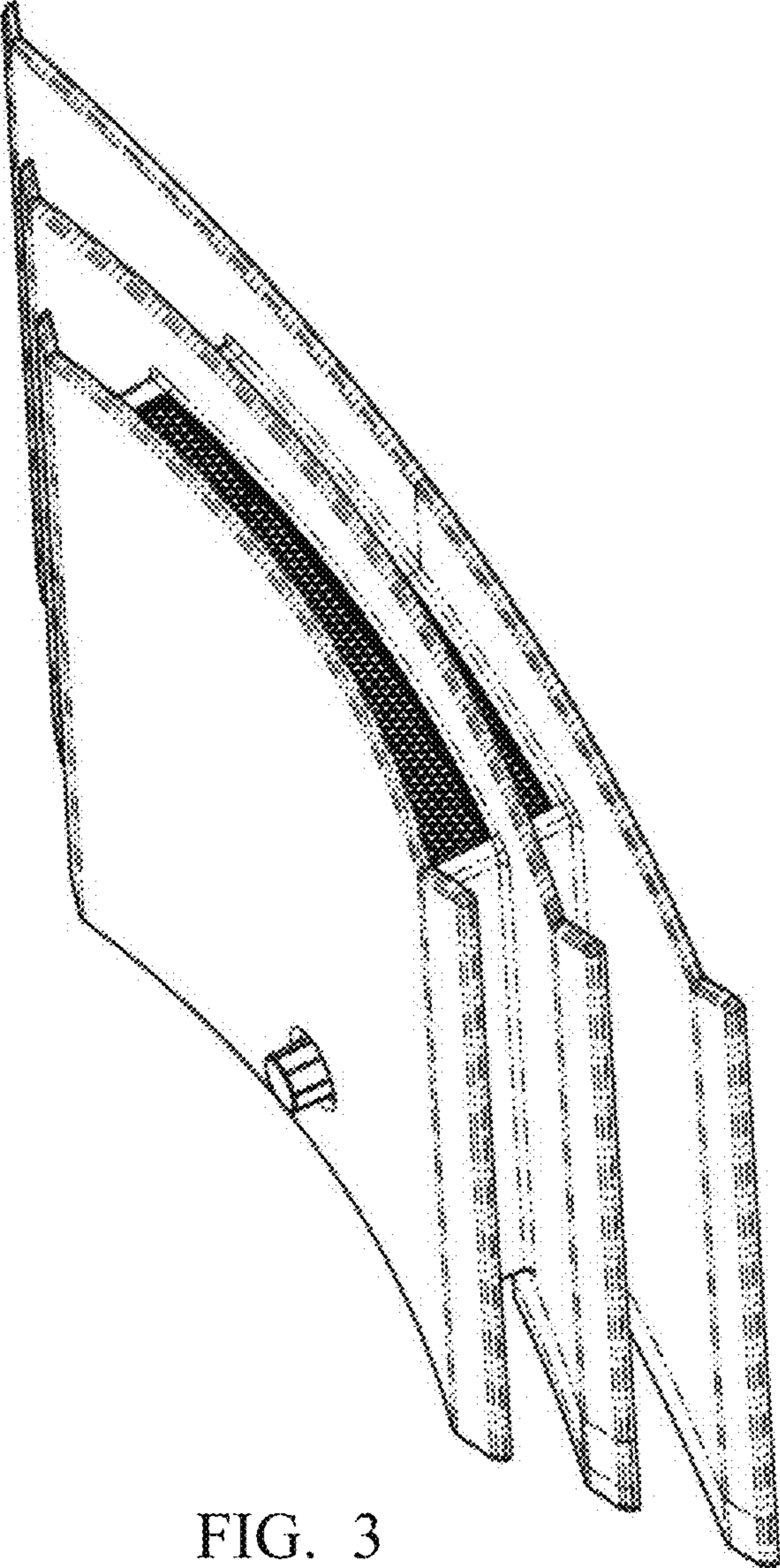


FIG. 3

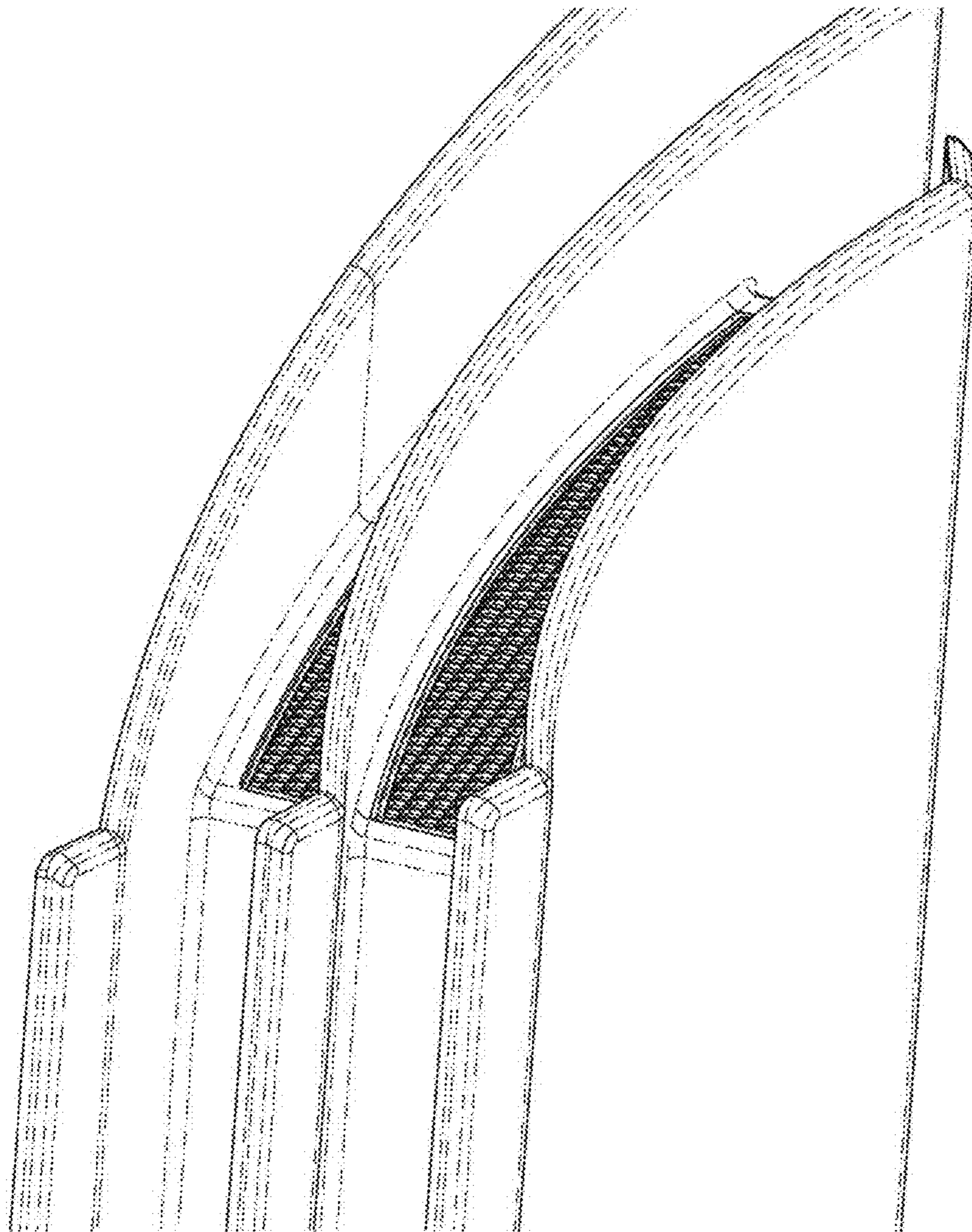


FIG. 4

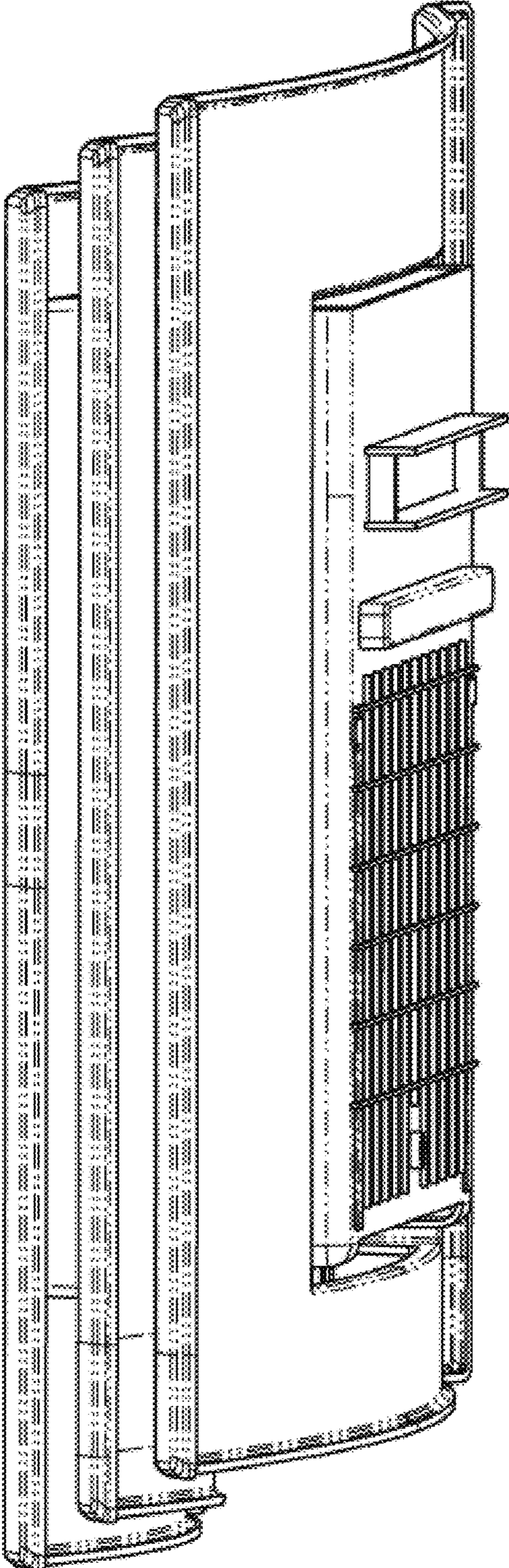


FIG. 5