



US00D866720S

(12) **United States Design Patent** (10) **Patent No.:** **US D866,720 S**  
**Miura et al.** (45) **Date of Patent:** **\*\* Nov. 12, 2019**

(54) **BATHTUB**

(71) Applicant: **TOTO, Ltd.**, Kitakyushu-shi, Fukuoka (JP)

(72) Inventors: **Osamu Miura**, Kitakyushu (JP); **Yuji Yoshioka**, Kitakyushu (JP)

(73) Assignee: **TOTO, Ltd.**, Kitakyushu-shi, Fukuoka (JP)

(\*\*) Term: **15 Years**

(21) Appl. No.: **29/616,031**

(22) Filed: **Sep. 1, 2017**

(30) **Foreign Application Priority Data**

Mar. 7, 2017 (TW) ..... 106301116

(51) **LOC (12) Cl.** ..... **23-02**

(52) **U.S. Cl.**  
USPC ..... **D23/277; D23/304**

(58) **Field of Classification Search**  
USPC ... **D23/277-279, 280.1, 280.2, 280.3, 280.4, D23/304-307**

CPC ..... **A47K 3/006; A47K 3/02; A47K 3/022; E05C 9/16**

See application file for complete search history.

(56) **References Cited**

**U.S. PATENT DOCUMENTS**

- 189,559 A \* 4/1877 Holmes ..... A47K 3/02 4/584
- D421,793 S \* 3/2000 Svendsen ..... D23/277
- D503,779 S \* 4/2005 Turcotte ..... D23/280.1
- D546,925 S \* 7/2007 Bruce ..... D23/277
- D614,738 S \* 4/2010 Lebrun ..... D23/277
- D637,699 S \* 5/2011 Messier ..... D23/277
- D638,106 S \* 5/2011 Jiang ..... D23/277
- D656,227 S \* 3/2012 Erli ..... D23/278
- D694,867 S \* 12/2013 Quigley ..... D23/277

- D705,910 S \* 5/2014 Newsome ..... D23/277
- D709,598 S \* 7/2014 Dupras ..... D23/280.1
- D724,707 S \* 3/2015 Murphy ..... D23/278
- D725,244 S \* 3/2015 Baldelli ..... D23/278
- D757,234 S \* 5/2016 Pereira ..... D23/278
- D761,399 S \* 7/2016 Kuzman ..... D23/277

(Continued)

**FOREIGN PATENT DOCUMENTS**

DE DM062373 3/2018

**OTHER PUBLICATIONS**

TOTO Zero-Gravity Flotation Tub [Apr. 18, 2018] found online [Jan. 16, 2019]—<https://www.pmmag.com/articles/101321-toto-zero-gravity-flotation-tub>.\*

(Continued)

*Primary Examiner* — Lakiya G Rogers

*Assistant Examiner* — John A Voytek

(74) *Attorney, Agent, or Firm* — Banner & Witcoff, Ltd.

(57) **CLAIM**

The ornamental design for a bathtub, as shown and described.

**DESCRIPTION**

FIG. 1 is a perspective view of a bathtub showing our new design;

FIG. 2 is a front view thereof;

FIG. 3 is a rear view thereof;

FIG. 4 is a right side view thereof, the left side view being a mirror image;

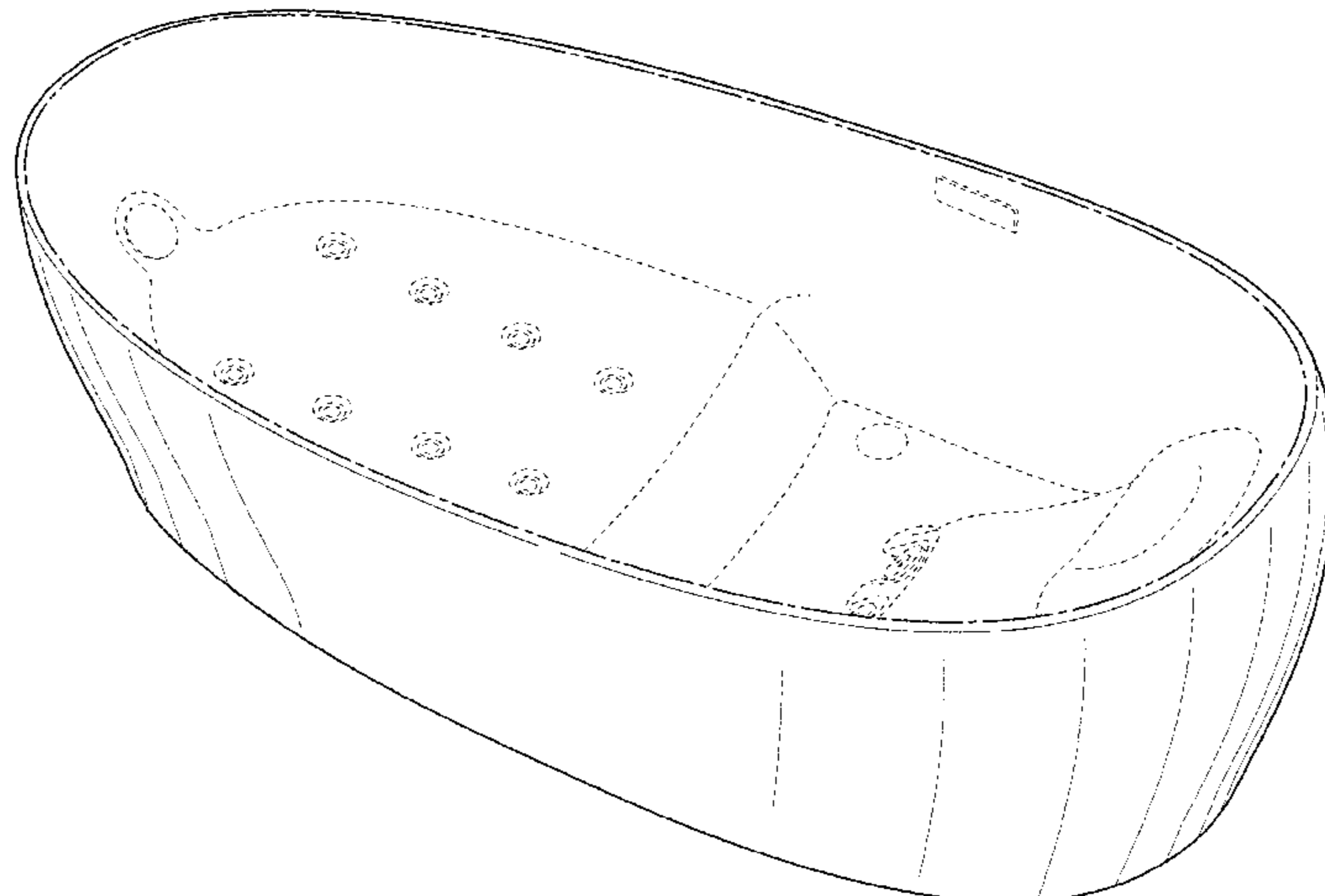
FIG. 5 is a top view thereof; and,

FIG. 6 is a bottom view thereof.

The broken lines shown in the drawings illustrate portions of the bathtub that form no part of the claimed design.

The dash-dot-dash boundary lines define boundaries of the claimed design and forms no part of the claimed design.

**1 Claim, 5 Drawing Sheets**



(56)

**References Cited**

U.S. PATENT DOCUMENTS

D784,499 S \* 4/2017 Malinowska-Gebska ... D23/277  
D794,167 S \* 8/2017 Burke ..... D23/277  
D825,037 S \* 8/2018 Bowen ..... D23/277  
D825,722 S \* 8/2018 Burnstein ..... D23/280.1  
D837,953 S \* 1/2019 Bowen ..... D23/277

OTHER PUBLICATIONS

JP Office Action for Application No. 2017-018900 dated Nov. 19,  
2018, 2 pages.

JP Office Action for Application No. 2017-018900 dated Jul. 2,  
2018, 2 pages.

\* cited by examiner

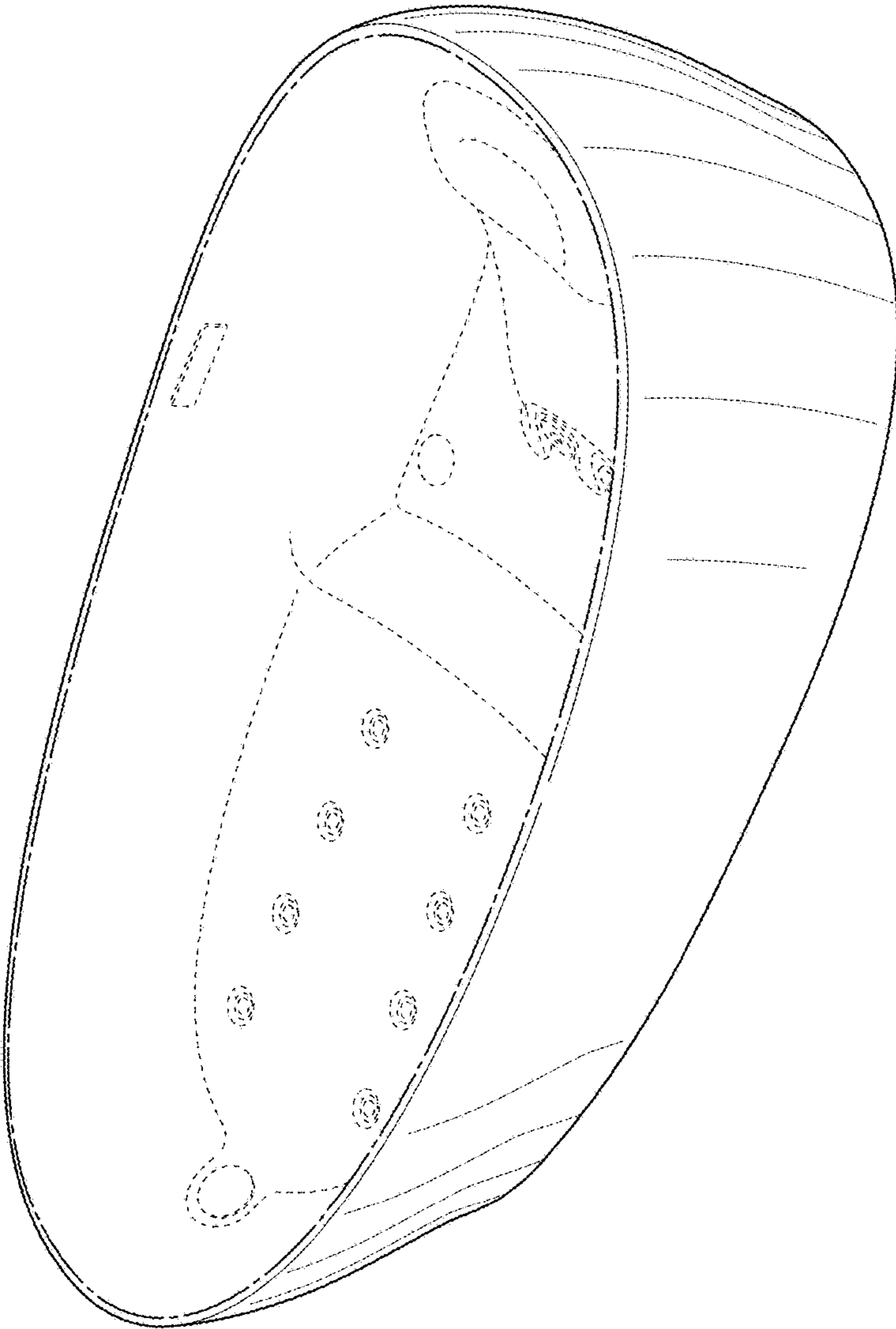


FIG. 1

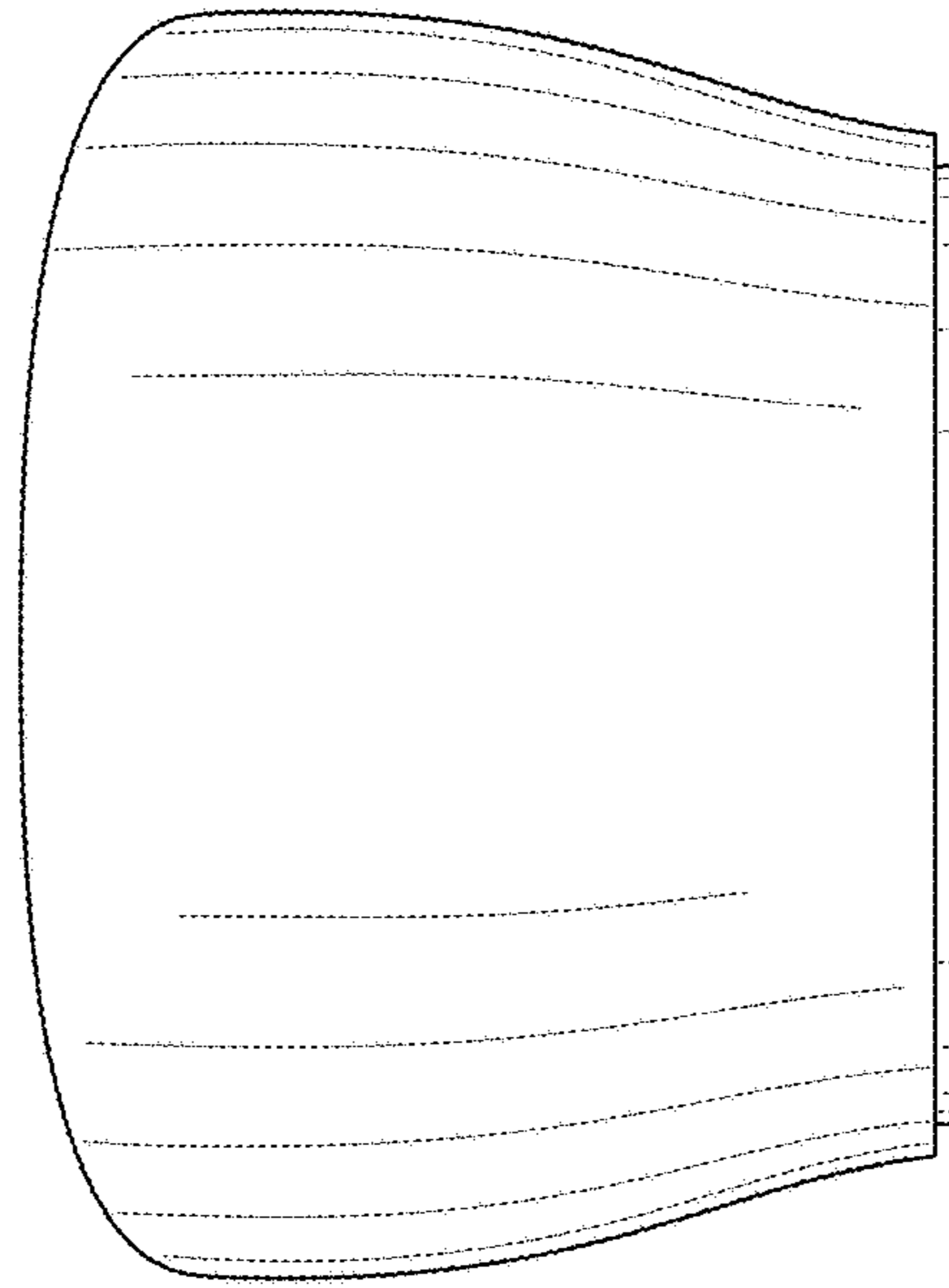


FIG. 3

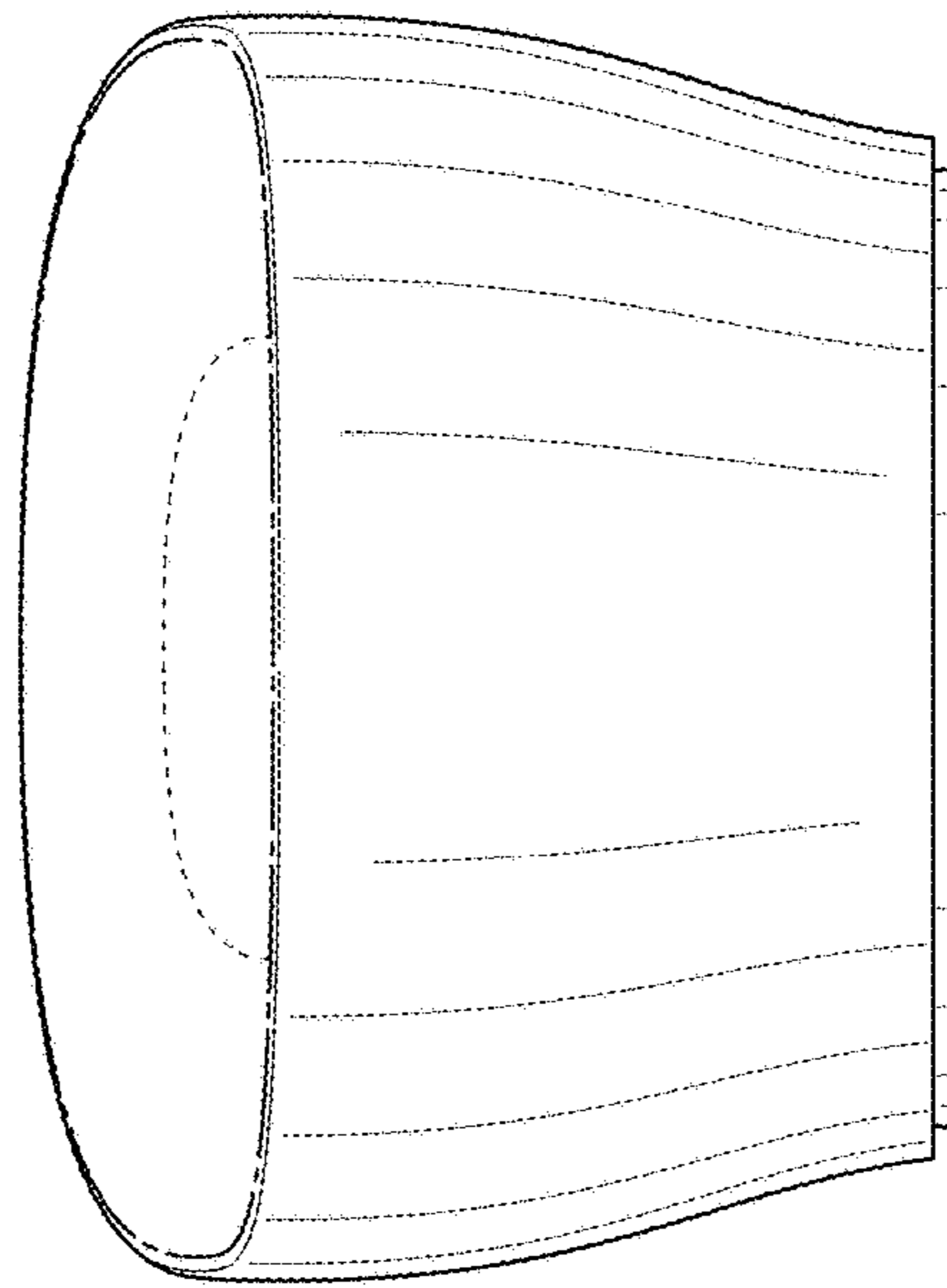


FIG. 2

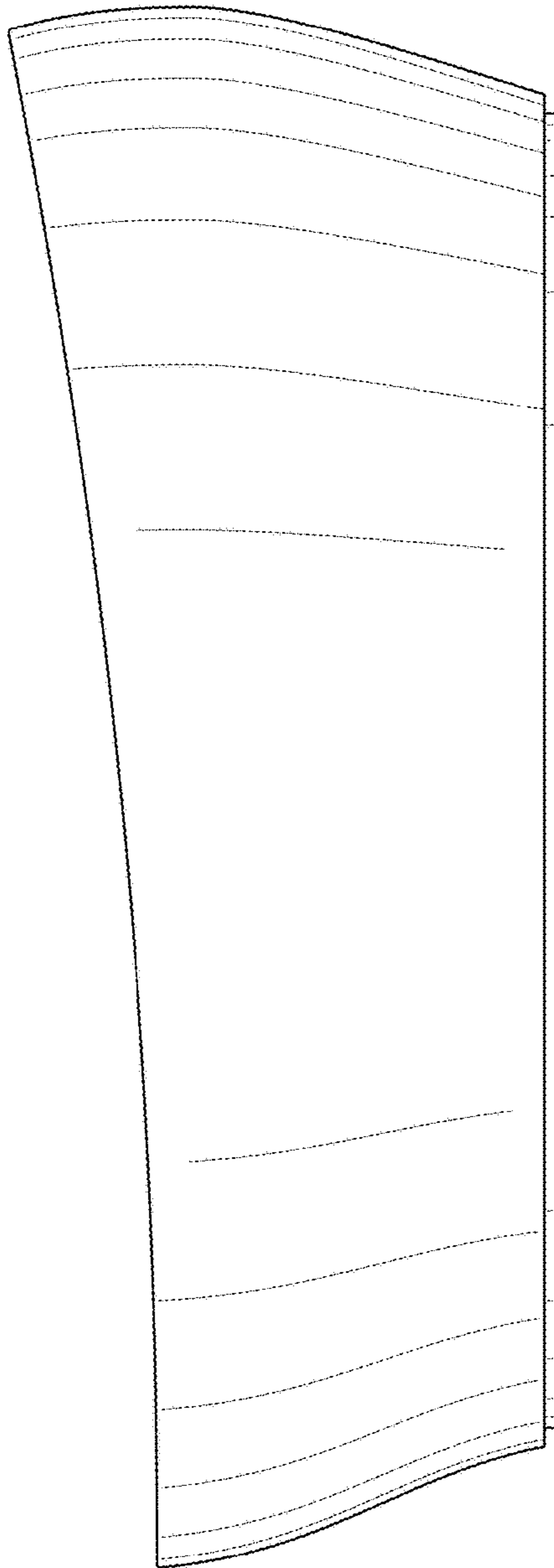


FIG. 4

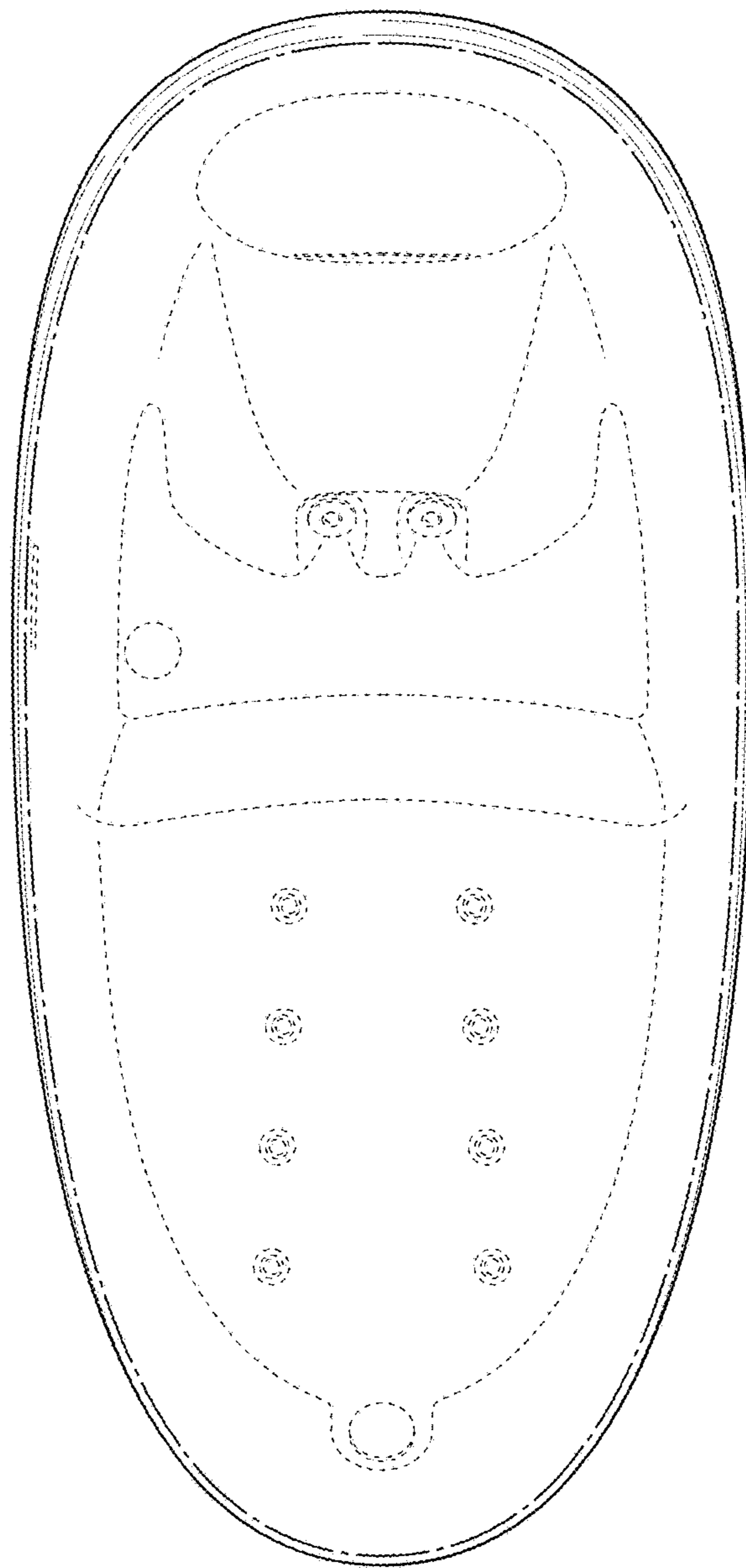


FIG. 5

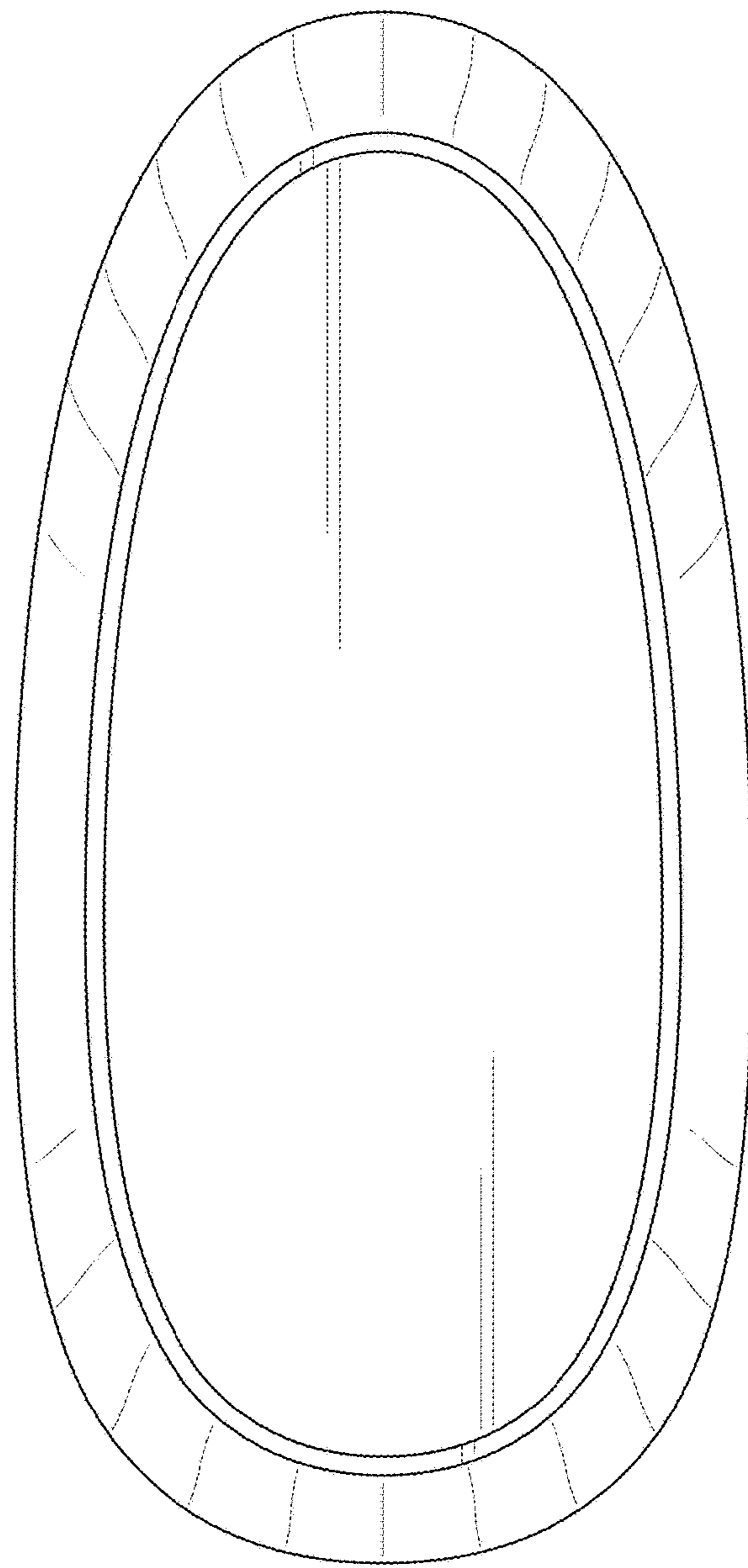


FIG. 6