

US00D866714S

(12) **United States Design Patent**  
**Yu**

(10) **Patent No.:** **US D866,714 S**

(45) **Date of Patent:** **\*\* Nov. 12, 2019**

(54) **BASIN MIXER**

(71) Applicant: **Li E Yu**, Guangdong (CN)

(72) Inventor: **Li E Yu**, Guangdong (CN)

(\*\*) Term: **15 Years**

(21) Appl. No.: **29/661,720**

(22) Filed: **Aug. 30, 2018**

(51) **LOC (12) Cl.** ..... **23-01**

(52) **U.S. Cl.**  
USPC ..... **D23/238**

(58) **Field of Classification Search**  
USPC ..... D23/238, 241–243, 255, 257, 250, 252;  
D8/307–308  
See application file for complete search history.

(56) **References Cited**

**U.S. PATENT DOCUMENTS**

D601,228 S \* 9/2009 Schoenherr ..... D23/252  
D639,912 S \* 6/2011 Schoenherr ..... D23/252  
D676,934 S \* 2/2013 Obara ..... D23/252

D713,014 S \* 9/2014 Schoenherr ..... D23/252  
D773,612 S \* 12/2016 Flowers ..... D23/238  
D799,642 S \* 10/2017 Sieger ..... D23/238  
D828,512 S \* 9/2018 Liu ..... D23/238  
D846,081 S \* 4/2019 Schoenherr ..... D23/255

\* cited by examiner

*Primary Examiner* — Robert A Delehanty

(74) *Attorney, Agent, or Firm* — Enshang Hong; VLP  
Law Group LLP


(57) **CLAIM**

The ornamental design for a basin mixer, as shown and described.

**DESCRIPTION**

FIG. 1 is a front view of a basin mixer showing my new design;  
FIG. 2 is a back view thereof;  
FIG. 3 is a left view thereof;  
FIG. 4 is a right view thereof;  
FIG. 5 is a top view thereof; and,  
FIG. 6 is a perspective view thereof.

**1 Claim, 6 Drawing Sheets**



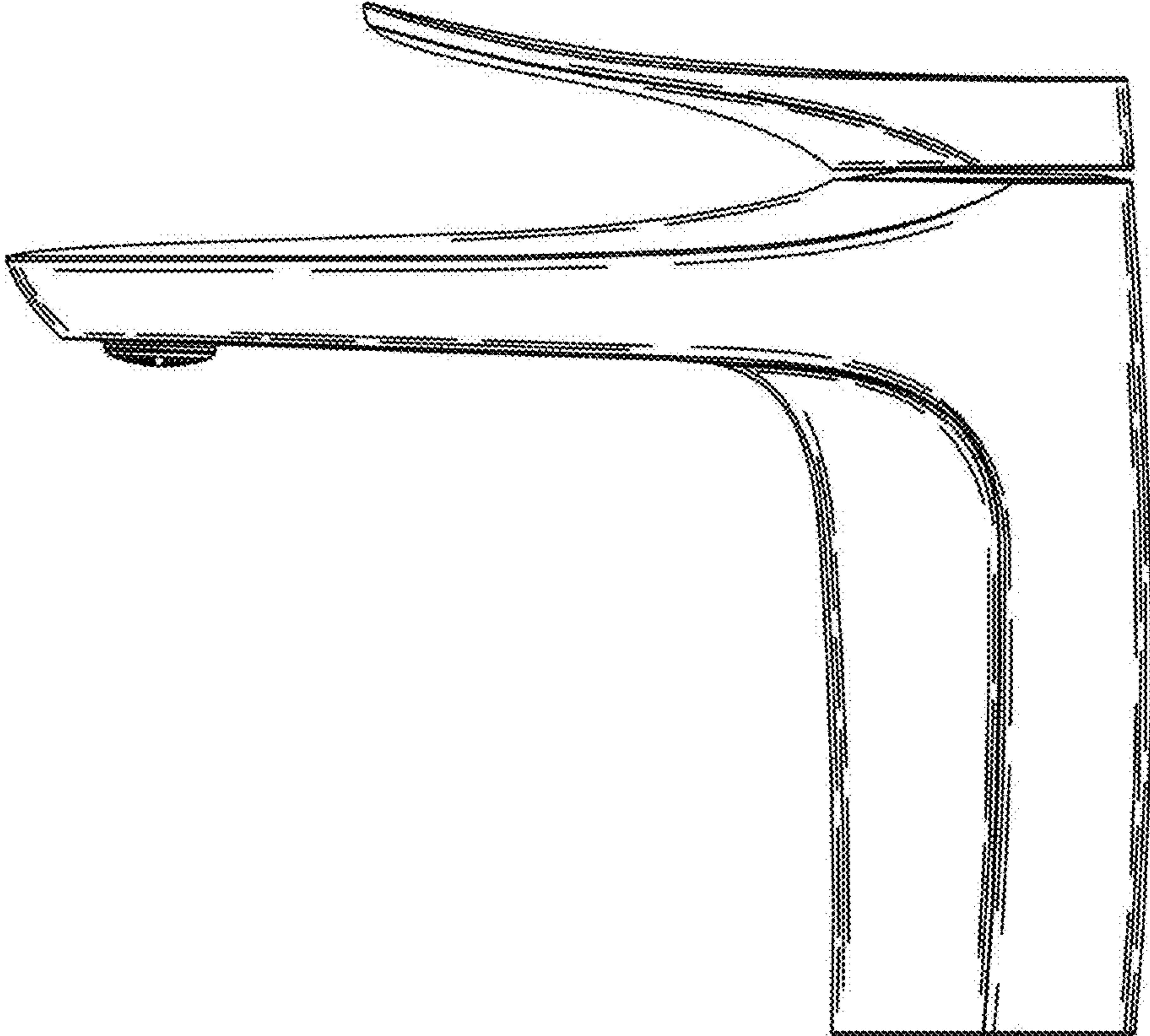


FIG.1

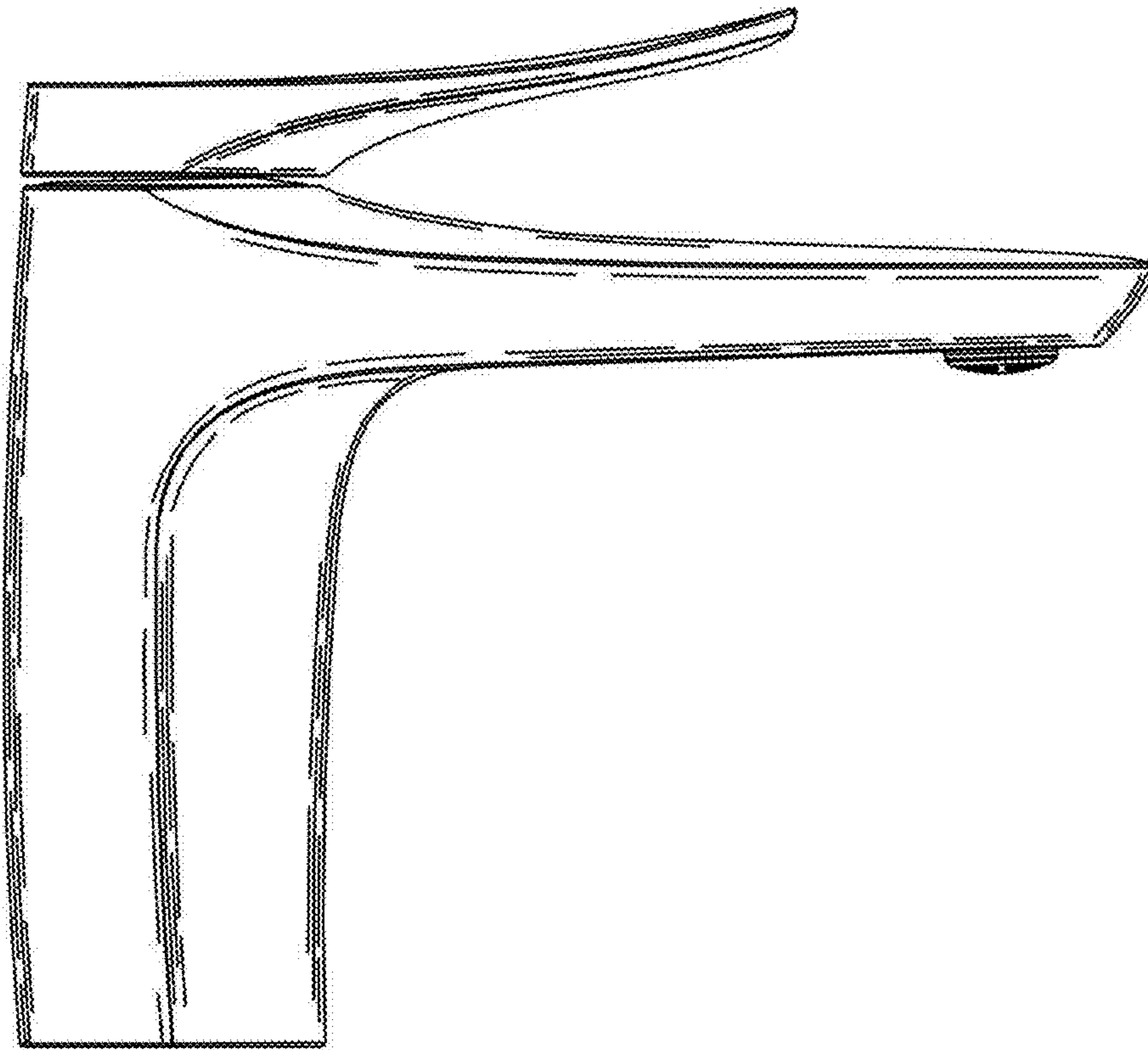


FIG.2

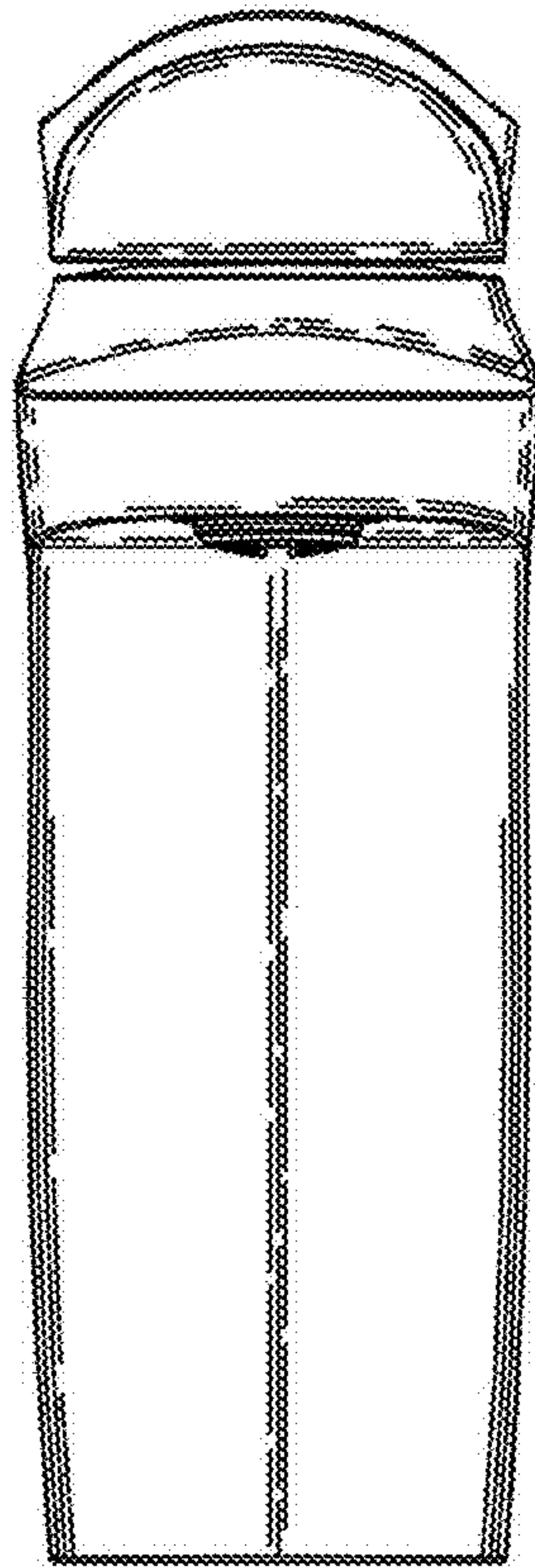


FIG.3

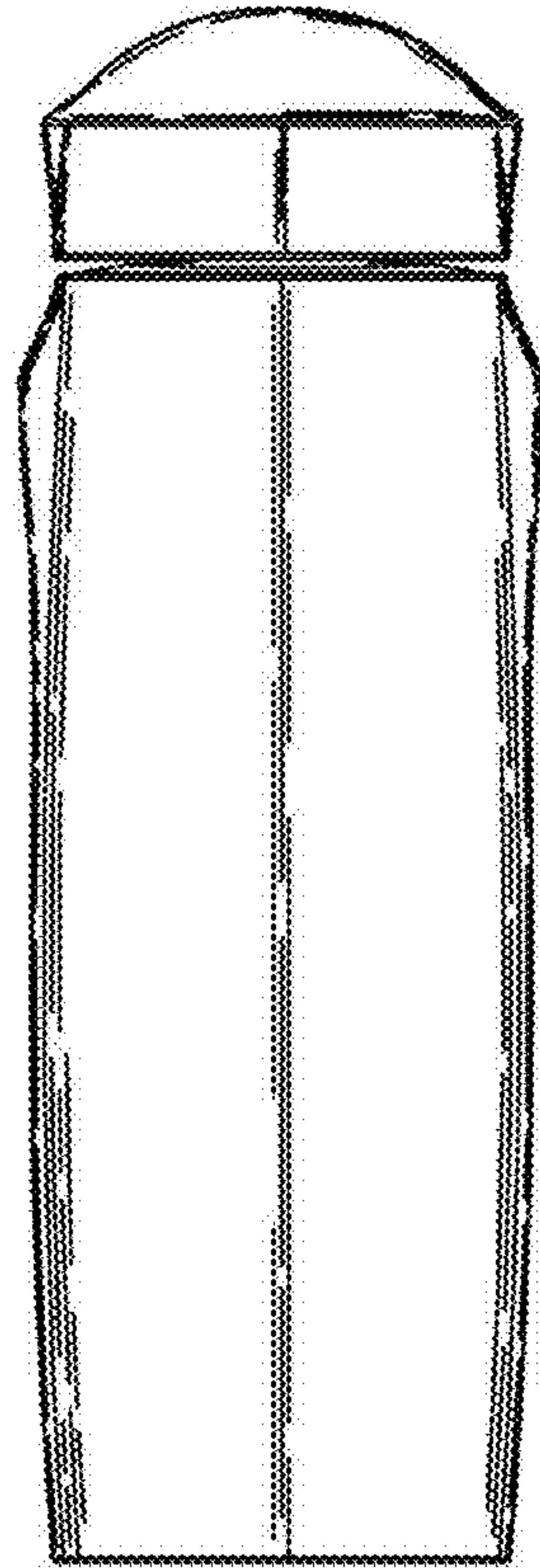


FIG.4




FIG.5






FIG.6