



US00D866711S

(12) **United States Design Patent**
Meyers et al.

(10) **Patent No.:** **US D866,711 S**

(45) **Date of Patent:** **** Nov. 12, 2019**

(54) **SHOWER WAND**

(71) Applicant: **Beijing Kohler Ltd.**, Beijing (CN)

(72) Inventors: **Jordan Meyers**, Paradise Valley, AZ (US); **Chia Ying Lee**, Chicago, IL (US); **Sophie Su**, Shanghai (CN)

(73) Assignee: **BEIJING KOHLER LTD.** (CN)

(**) Term: **15 Years**

(21) Appl. No.: **29/649,756**

(22) Filed: **Jun. 1, 2018**

(51) **LOC (12) Cl.** **23-01**

(52) **U.S. Cl.**
USPC **D23/223; D23/213**

(58) **Field of Classification Search**
USPC D23/205, 213, 223, 226, 238
CPC A61H 9/0021; A61H 33/00; B05B 1/00;
B05B 1/14; B05B 1/185; B05B 1/08;
B05B 1/02; B05B 1/26; B05B 12/002;
B05B 1/18; B05B 9/01
See application file for complete search history.

(56) **References Cited**

U.S. PATENT DOCUMENTS

- D529,986 S * 10/2006 Chan D23/213
- D538,395 S * 3/2007 Starck D23/223
- 7,546,646 B2 * 6/2009 Shien B05B 15/652
4/615
- D599,883 S * 9/2009 Tippens D23/223
- D753,794 S * 4/2016 Starck D23/223
- D761,936 S * 7/2016 Flowers D23/223
- 9,470,334 B2 * 10/2016 Zhou F16K 31/44

- D828,906 S * 9/2018 Lu D23/223
- D832,975 S * 11/2018 Garuti D23/213
- D849,193 S * 5/2019 Lu D23/223

* cited by examiner

Primary Examiner — Manpreet S Matharu

Assistant Examiner — Keith J Wilson

(74) *Attorney, Agent, or Firm* — Foley & Lardner LLP

(57) **CLAIM**

We claim the ornamental design for a shower wand, as shown and described.

DESCRIPTION

FIG. 1 is a perspective view of an embodiment of the claimed design;

FIG. 2 is a front view of the claimed design shown in FIG. 1;

FIG. 3 is a top view of the claimed design shown in FIG. 1; FIG. 4 is a side view of the claimed design shown in FIG. 1;

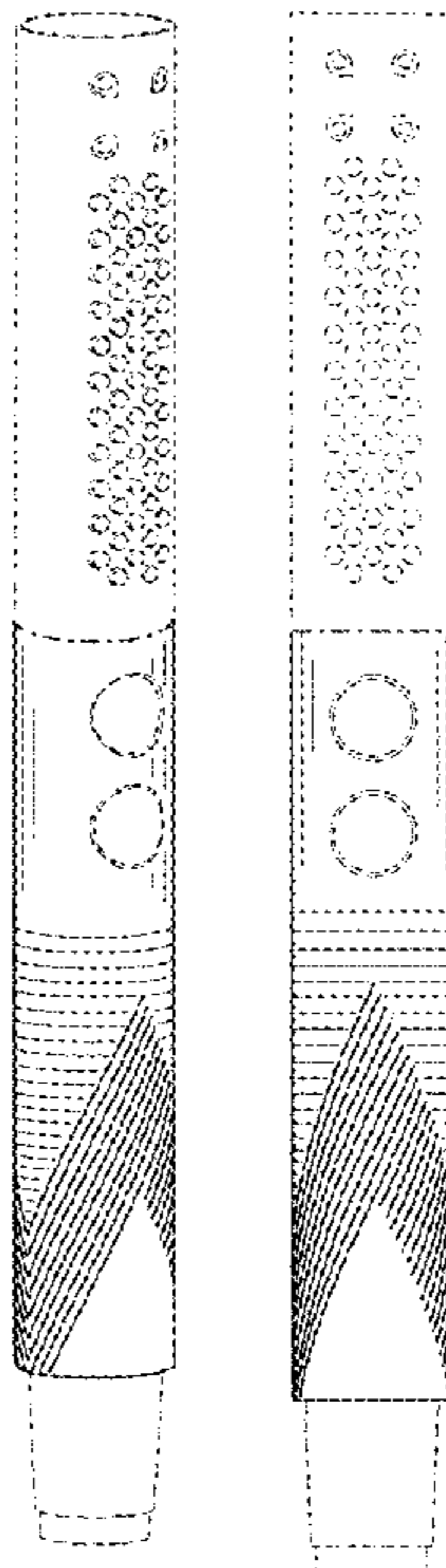
FIG. 5 is a side view of the claimed design shown in FIG. 1;

FIG. 6 is a top view of the claimed design shown in FIG. 1; and,

FIG. 7 is a bottom view of the claimed design shown in FIG. 1.

The ornamental design that is claimed is shown in the drawings as solid lines and surfaces having surface shading. The dash dash broken lines shown represent portions of a shower wand and form no part of the claimed design. Broken lines formed of unequal length dashes (i.e., dash-dot) show boundaries between either claimed and unclaimed portions of the design or between unclaimed and unclaimed portions of the design.

1 Claim, 3 Drawing Sheets



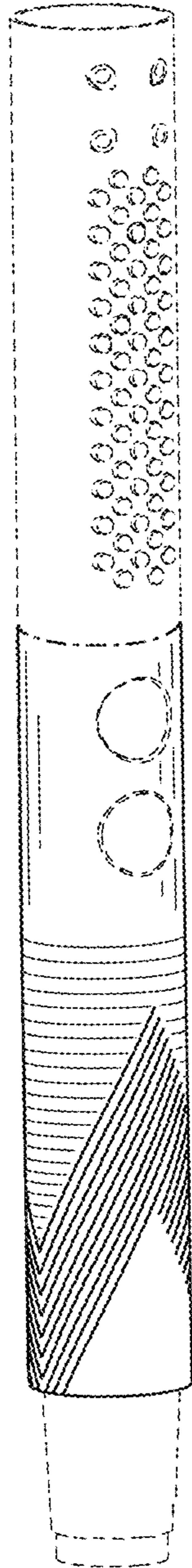


FIG. 1

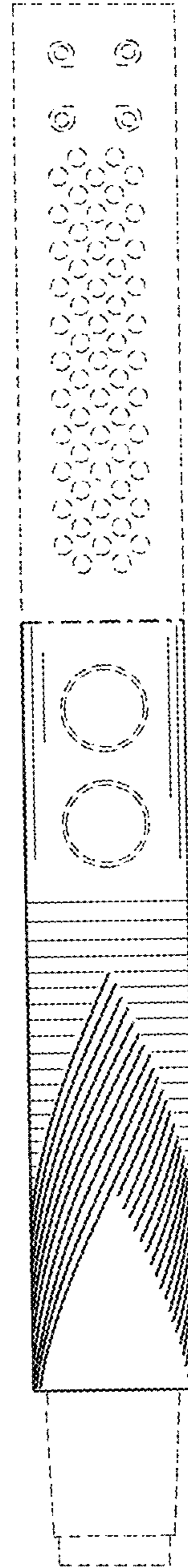


FIG. 2




FIG. 3



FIG. 4



FIG 5

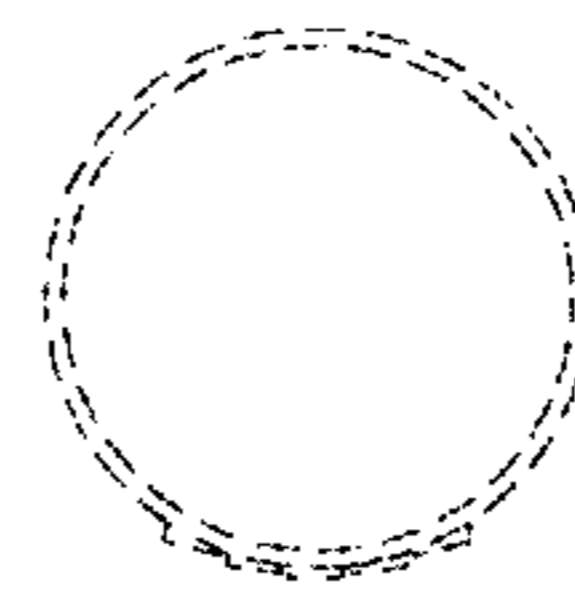


FIG 6

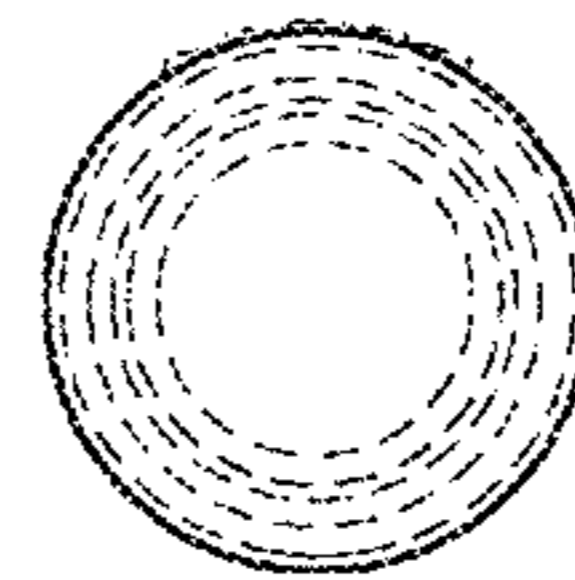


FIG 7