

US00D866703S

(12) **United States Design Patent** (10) **Patent No.:** **US D866,703 S**
Light et al. (45) **Date of Patent:** **** Nov. 12, 2019**

(54) **BEDBUG TRAP**
(71) Applicants: **Steven Light**, Norfolk, VA (US); **Lori Light**, Norfolk, VA (US)
(72) Inventors: **Steven Light**, Norfolk, VA (US); **Lori Light**, Norfolk, VA (US)
(**) Term: **15 Years**
(21) Appl. No.: **29/659,190**
(22) Filed: **Aug. 7, 2018**
(51) **LOC (12) Cl.** **22-06**
(52) **U.S. Cl.**
USPC **D22/122**
(58) **Field of Classification Search**
USPC D22/119-124; 43/107, 109, 112-114, 43/121-124, 131, 132.1
CPC A01M 1/00; A01M 1/02; A01M 1/023; A01M 1/10; A01M 1/14; A01M 1/12; A01M 1/2005; A01M 1/2011; A01M 2200/011; A01M 29/34
See application file for complete search history.

(56) **References Cited**
U.S. PATENT DOCUMENTS
481,270 A 8/1892 Baggesen
D639,895 S * 6/2011 Schneidmiller D22/122
D648,819 S * 11/2011 Bronk D22/122
8,146,290 B1 4/2012 Telly
D668,314 S * 10/2012 MacKay D22/122

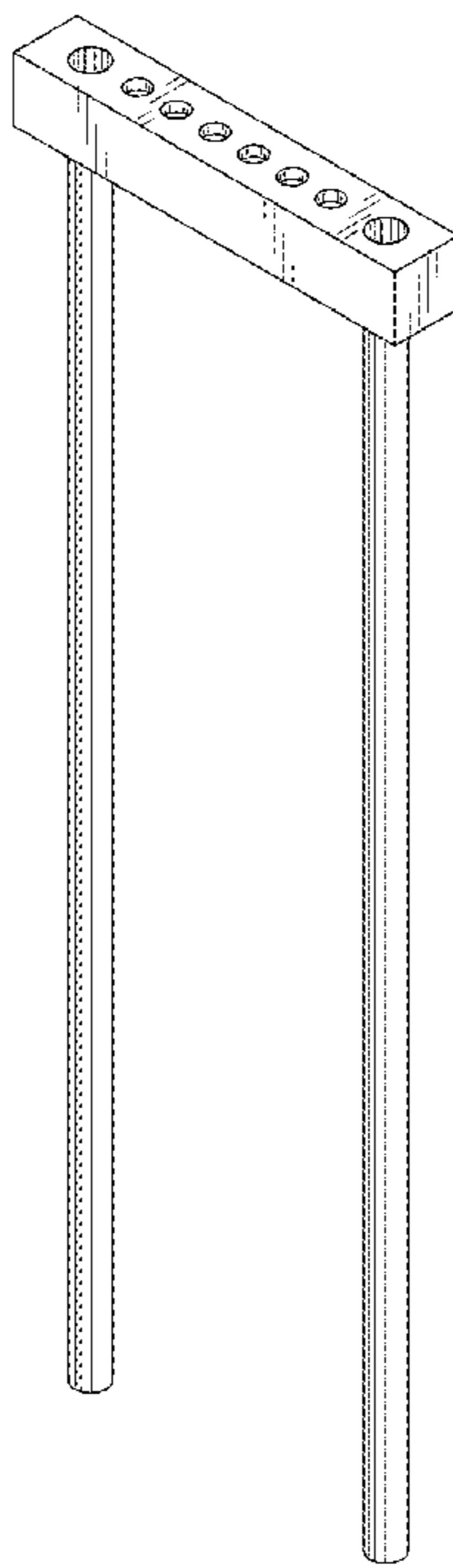
8,402,690 B2 * 3/2013 Schneidmiller A01M 1/103 43/121
D681,153 S * 4/2013 Nordyke D22/122
8,813,419 B2 * 8/2014 Schneidmiller A01M 1/04 43/121
D835,228 S * 12/2018 Sarimaa D22/122
D850,573 S * 6/2019 Backmark D22/122
2009/0223115 A1 9/2009 Lang et al.
2009/0230276 A1 10/2009 Kirsch et al.
2010/0212213 A1 8/2010 Hope, III et al.
2012/0233907 A1 9/2012 Pattison et al.
2013/0232849 A1 9/2013 Schumacher
2015/0007486 A1 1/2015 Backmark et al.

* cited by examiner
Primary Examiner — Catherine R Oliver-Garcia
(74) *Attorney, Agent, or Firm* — Cramer Patent & Design, PLLC; Aaron R. Cramer

(57) **CLAIM**
The ornamental design for a bedbug trap, as shown and described.

DESCRIPTION
FIG. 1 is a perspective top front right view of a bedbug trap, showing our new design;
FIG. 2 is a front elevation view thereof, wherein the rear elevation view is an identical image thereof;
FIG. 3 is a left elevation view thereof, wherein the right elevation view is an identical image thereof;
FIG. 4 is a top plan view thereof; and,
FIG. 5 is a bottom plan view thereof.

1 Claim, 4 Drawing Sheets



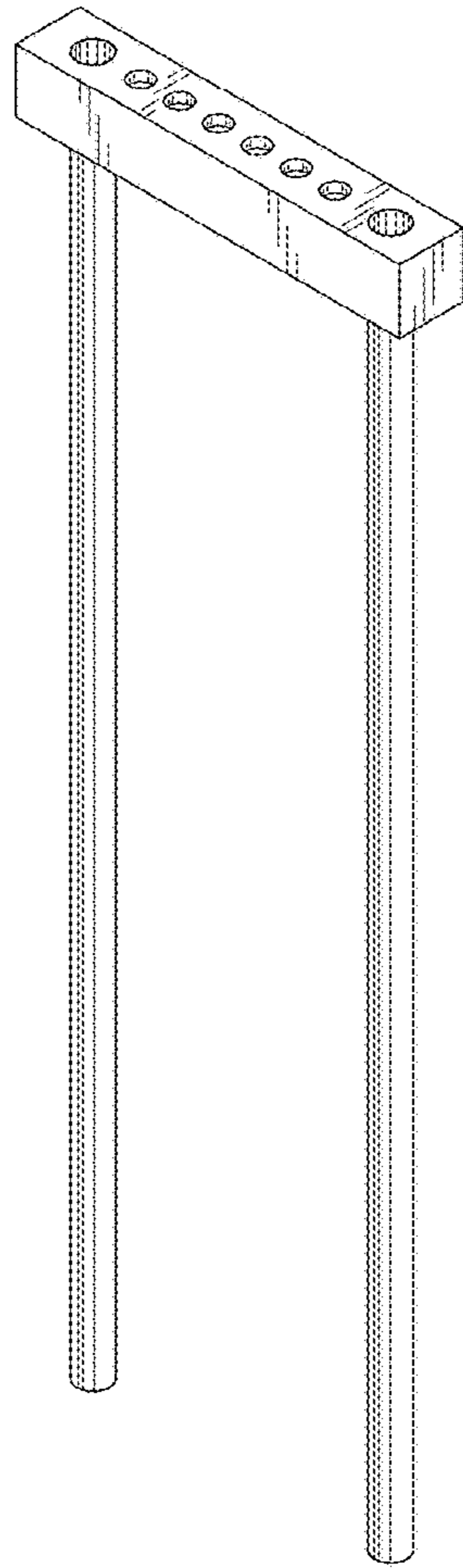


FIG. 1




FIG. 2

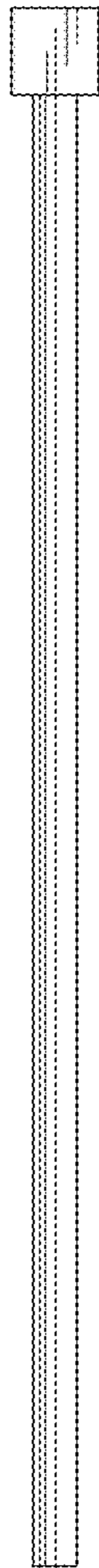


FIG. 3

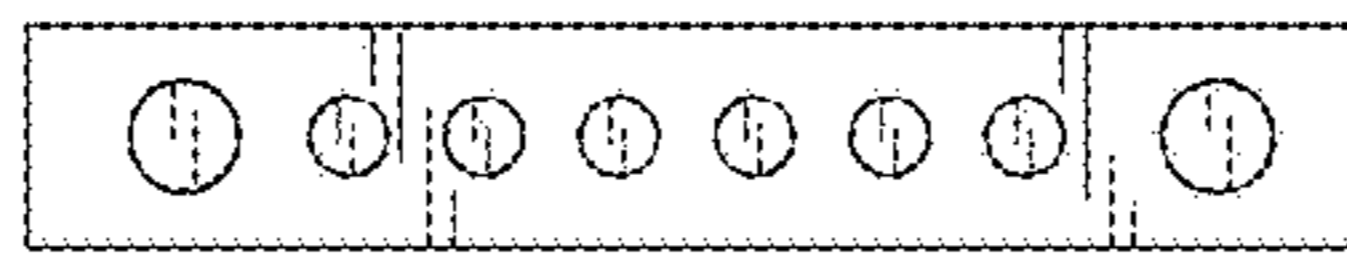


FIG. 4



FIG. 5