

US00D866695S

(12) **United States Design Patent** (10) **Patent No.:** **US D866,695 S**  
**Reich** (45) **Date of Patent:** **\*\* Nov. 12, 2019**

(54) **COMBINED GOLF DIVOT TOOL AND BALL MARKER**

(71) Applicant: **Gary Thomas Reich**, Traverse City, MI (US)

(72) Inventor: **Gary Thomas Reich**, Traverse City, MI (US)

(\*\*) Term: **15 Years**

(21) Appl. No.: **29/660,925**

(22) Filed: **Aug. 23, 2018**

(51) **LOC (12) Cl.** ..... **21-02**

(52) **U.S. Cl.**  
USPC ..... **D21/793**

(58) **Field of Classification Search**  
USPC ..... D21/789, 793, 794  
CPC ..... A63B 57/50; A63B 57/00; A63B 57/12;  
A63B 57/16; A63B 57/20; A63B 57/30;  
A63B 57/35  
See application file for complete search history.

(56) **References Cited**

**U.S. PATENT DOCUMENTS**

D249,574 S	*	9/1978	Kraleovich	.....	D21/793
D253,420 S	*	11/1979	Heerlien	.....	D10/64
D352,758 S	*	11/1994	Tate	.....	D21/793
D356,358 S	*	3/1995	Woodruff	.....	D21/793
D360,450 S	*	7/1995	Louden	.....	D21/793
D365,133 S	*	12/1995	Belmont	.....	D21/794
D384,719 S	*	10/1997	Fazekas	.....	D21/793
D389,889 S	*	1/1998	Cullen, III	.....	D21/793

D390,904 S	*	2/1998	Newbold	.....	D21/793
D406,297 S	*	3/1999	Fazekas	.....	D21/793
D419,631 S	*	1/2000	Fazekas	.....	D21/793
D442,249 S	*	5/2001	Fazekas	.....	D21/793
D456,869 S	*	5/2002	Carroll, Jr.	.....	D21/793
D571,428 S	*	6/2008	Williams	.....	D21/793
D583,892 S	*	12/2008	Mc Gonigle	.....	D21/793
D606,149 S	*	12/2009	Regalado	.....	D21/793
D633,161 S	*	2/2011	Ringl	.....	D21/793
D633,587 S	*	3/2011	Ringl	.....	D21/793
D633,973 S	*	3/2011	Ringl	.....	D21/793
D645,107 S	*	9/2011	Schauffele	.....	D21/793
D645,108 S	*	9/2011	Schauffele	.....	D21/793
D772,998 S	*	11/2016	Ranjan	.....	D21/793
D816,789 S	*	5/2018	Reich	.....	D21/793
D826,354 S	*	8/2018	Kragerud	.....	D21/793
2004/0152529 A1	*	8/2004	Chen	.....	A63B 67/02 473/159

\* cited by examiner

*Primary Examiner* — Mitchell I. Siegel

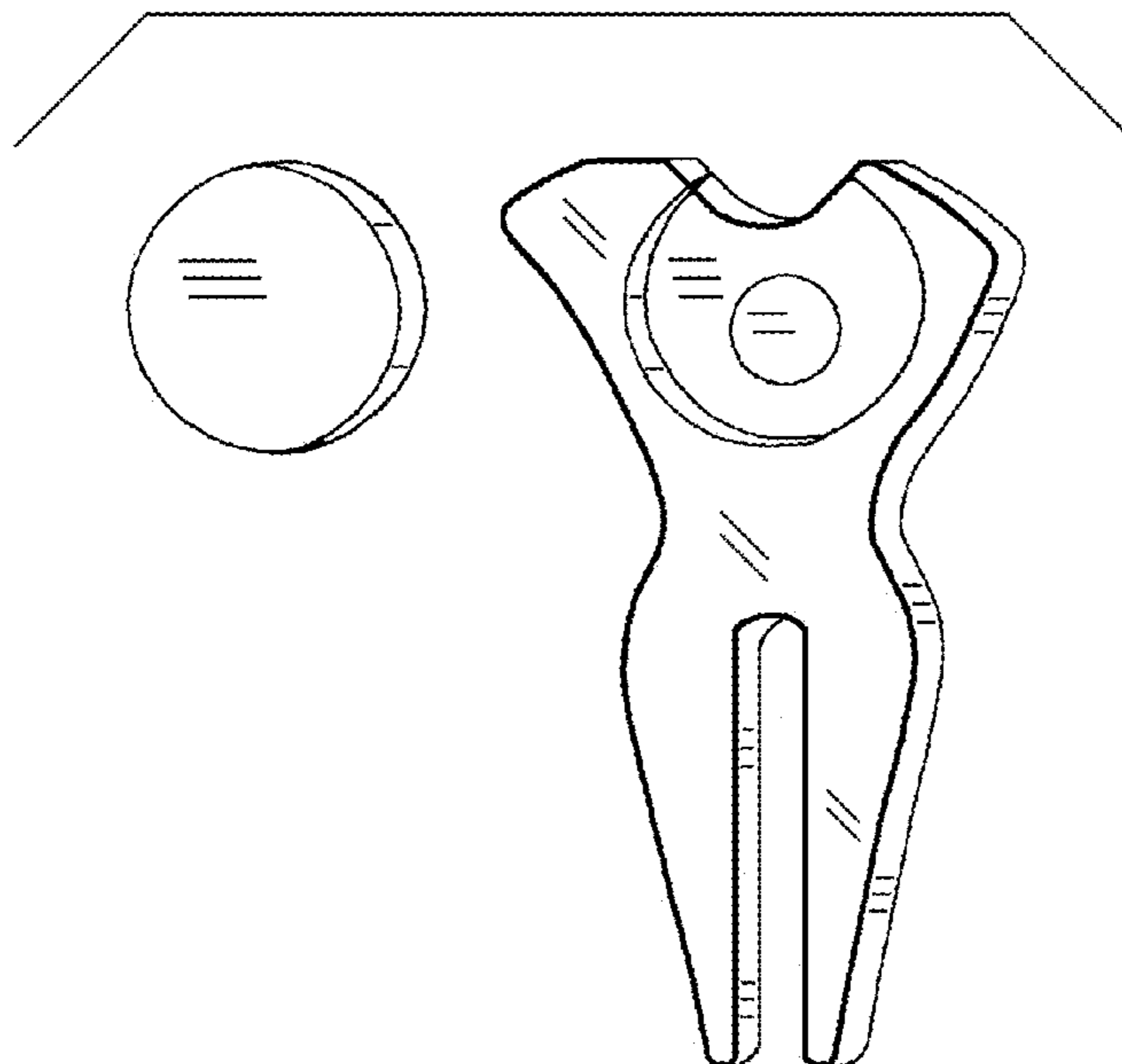
(57) **CLAIM**

The ornamental design for a combined golf divot tool and ball marker, as shown and described.

**DESCRIPTION**

FIG. 1 is a front elevational view of the combined golf divot tool and ball marker showing my new design;  
FIG. 2 is a front elevational view with the ball marker removed;  
FIG. 3 is an exploded perspective view.  
FIG. 4 is a side elevational view of FIG. 1; and,  
FIG. 5 is a rear elevational view of FIG. 1.

**1 Claim, 5 Drawing Sheets**



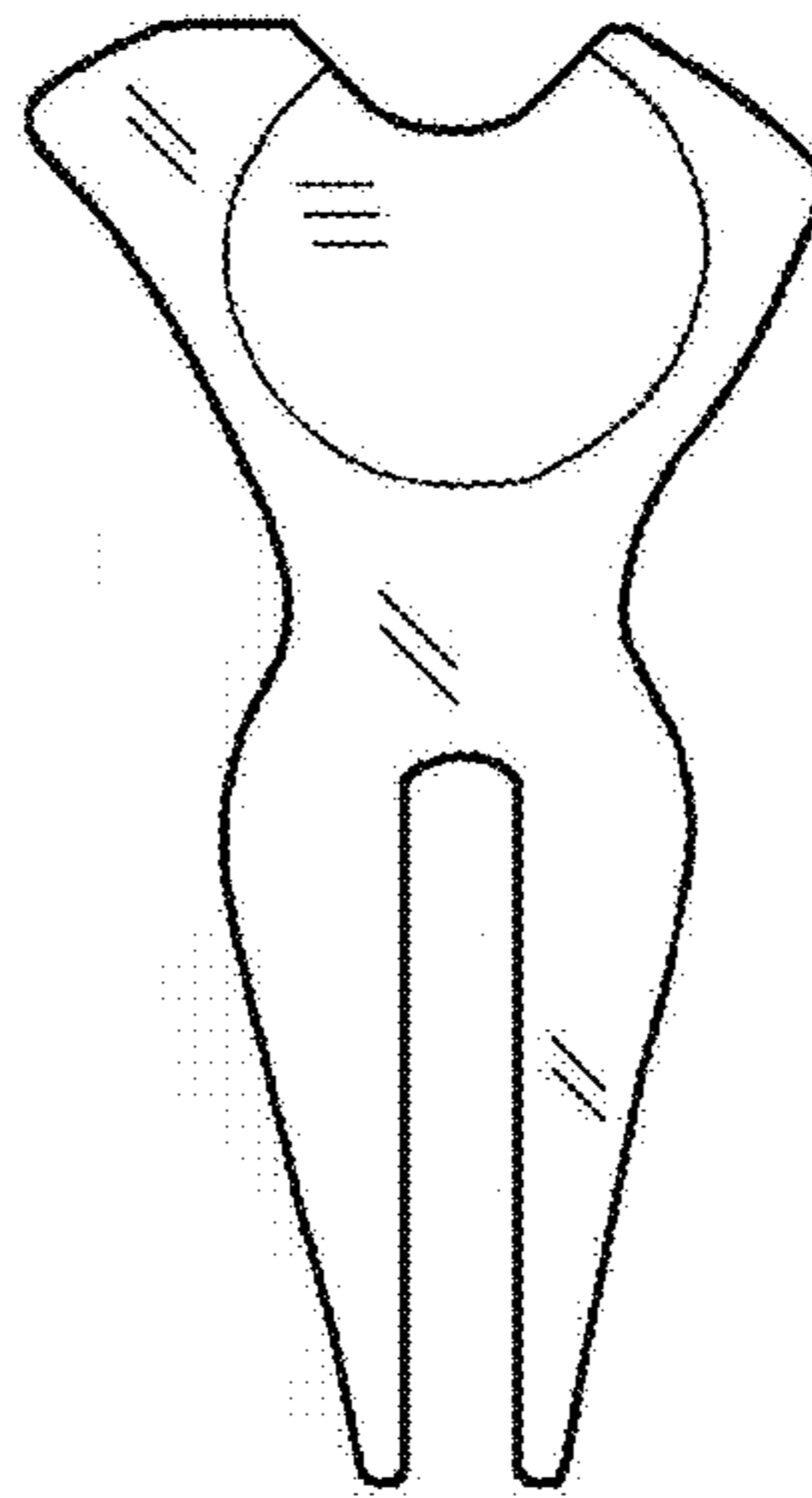


FIG. 1

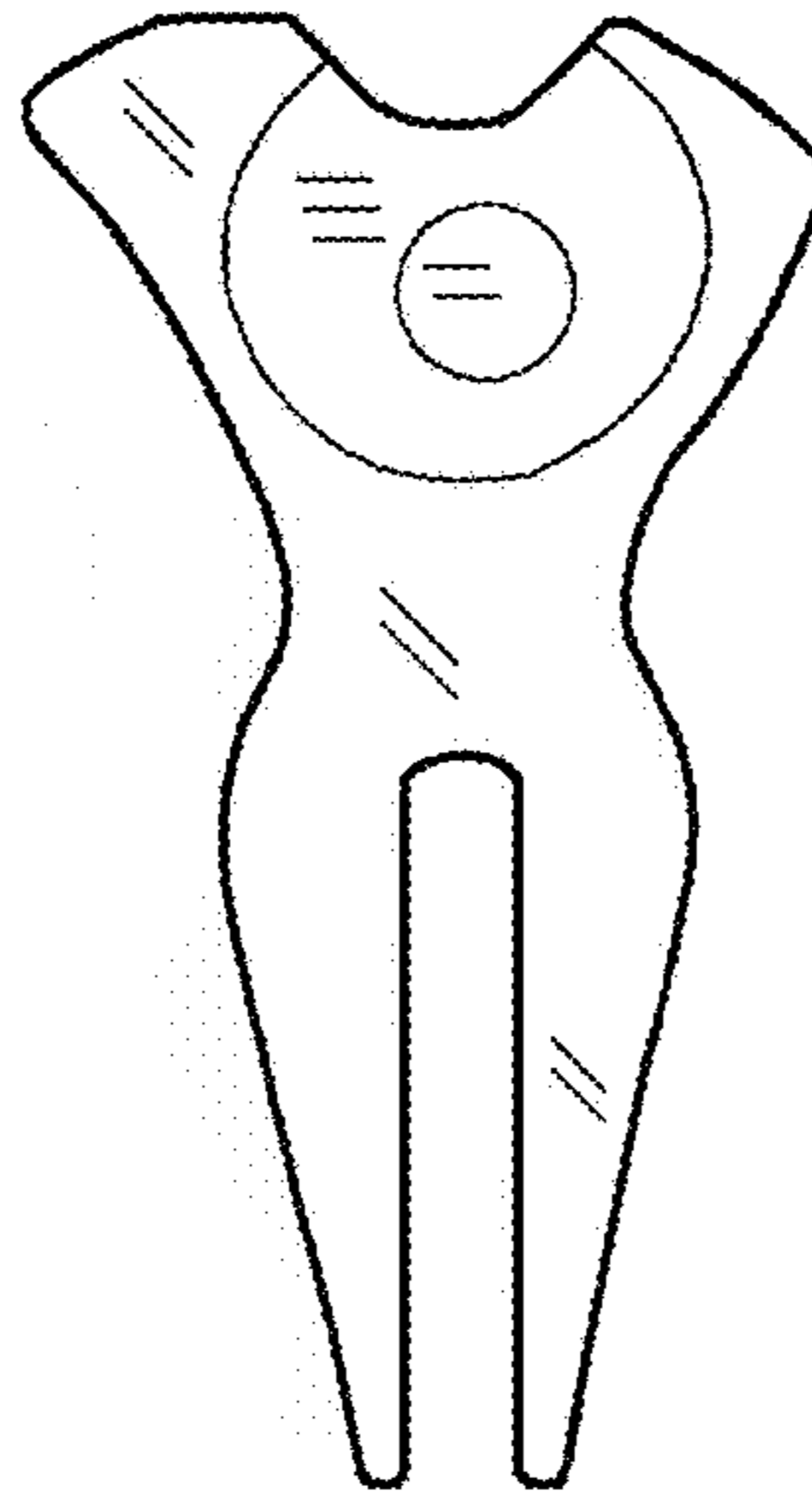


FIG. 2

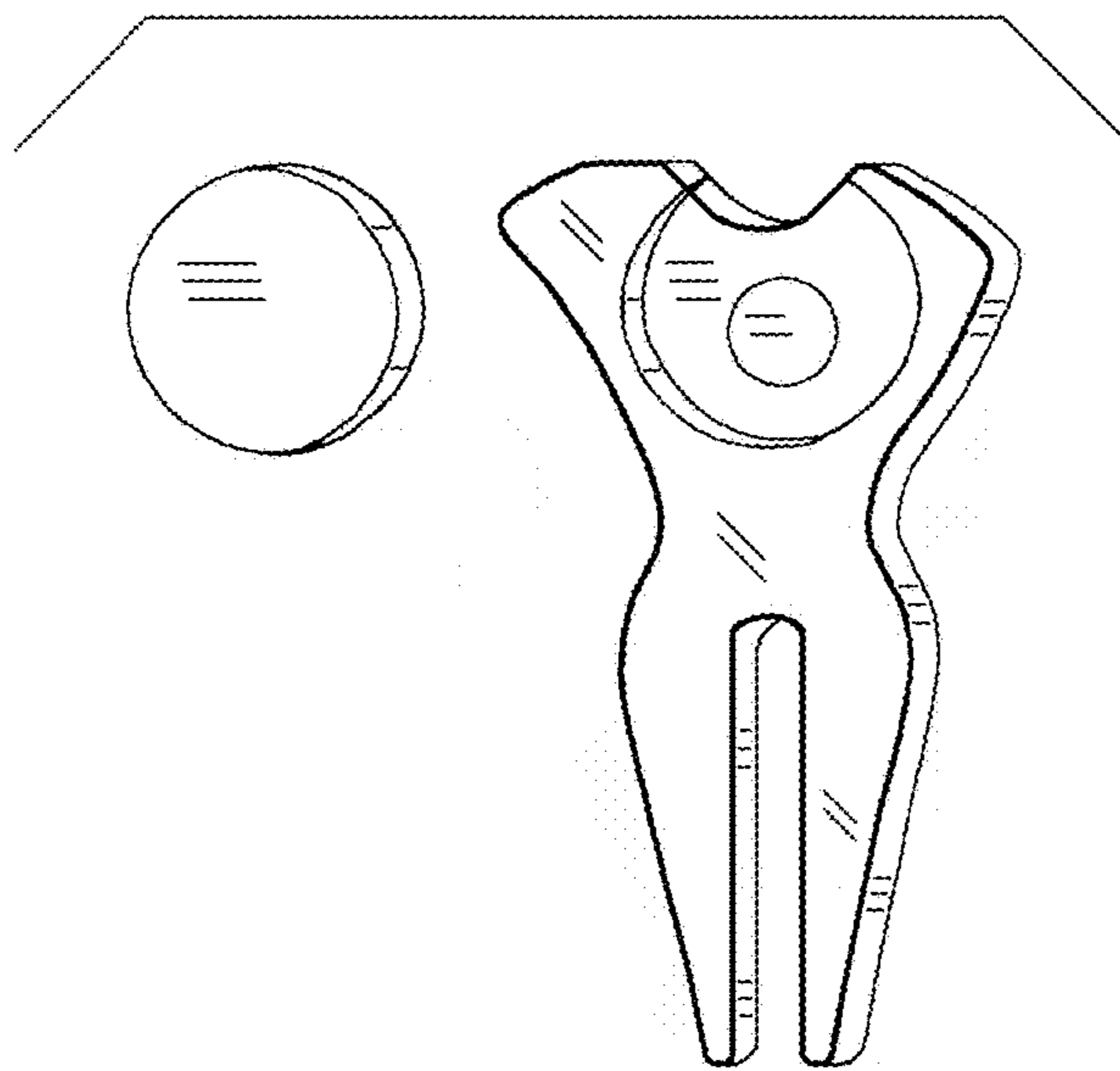


FIG.3

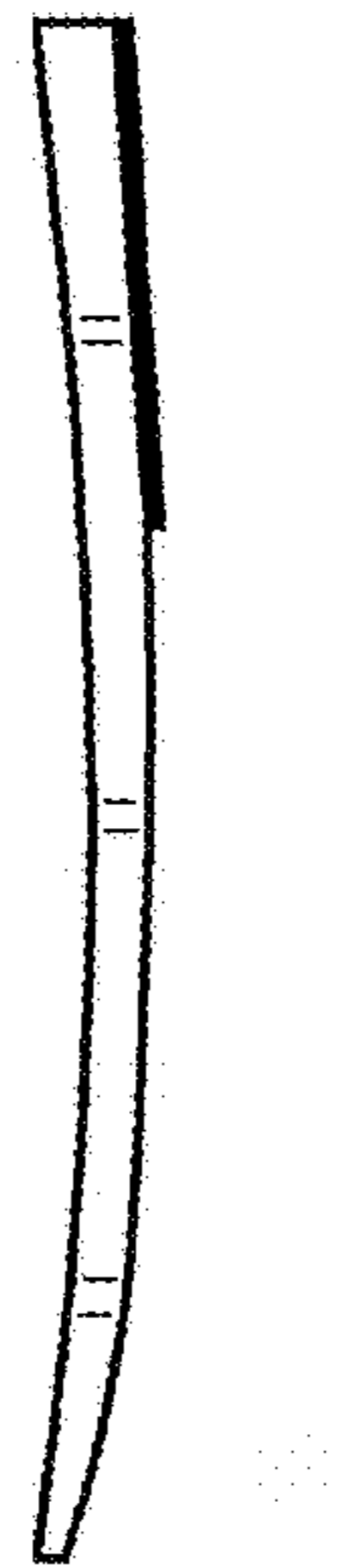


FIG. 4

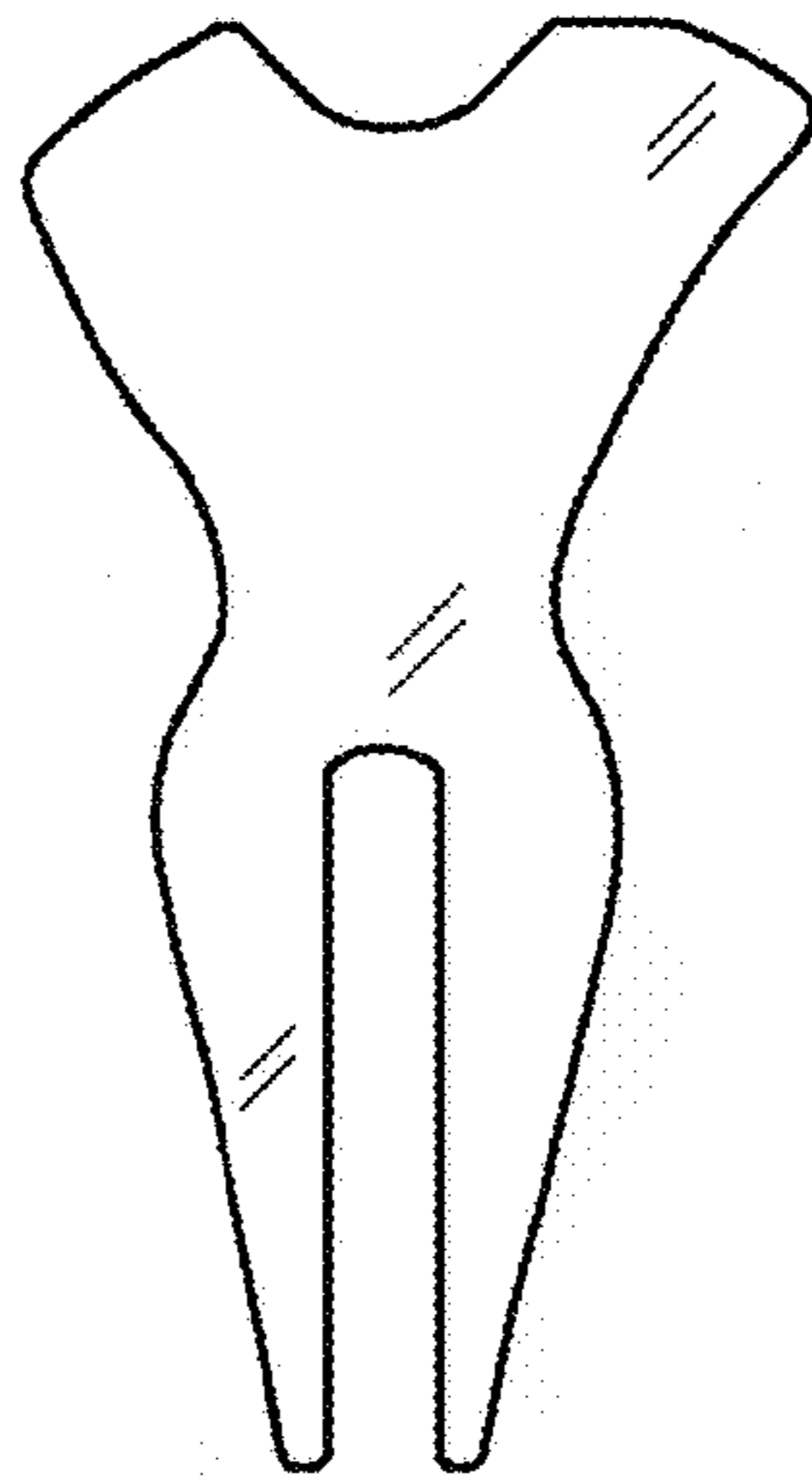


FIG. 5