

US00D866692S

(12) **United States Design Patent** (10) **Patent No.:** **US D866,692 S**
Kitching, Jr. et al. (45) **Date of Patent:** **** Nov. 12, 2019**

(54) **IRON GOLF CLUB HEAD**
(71) Applicant: **Acushnet Company**, Fairhaven, MA (US)
(72) Inventors: **Joseph F. Kitching, Jr.**, Carlsbad, CA (US); **Oswaldo Gonzalez**, San Jacinto, CA (US)
(73) Assignee: **Acushnet Company**, Fairhaven, MA (US)
(**) Term: **15 Years**

D707,772 S * 6/2014 Oldknow D21/759
D732,126 S * 6/2015 Dolezel D21/759
D732,621 S * 6/2015 Dolezel D21/759
D733,821 S * 7/2015 Dolezel D21/759
D753,249 S * 4/2016 Song D21/749
D762,794 S * 8/2016 Wieland D21/759
D767,066 S * 9/2016 Asazuma D21/759
9,517,393 B2 * 12/2016 Cardani A63B 53/0475
D793,506 S * 8/2017 Cardani D21/759
D806,813 S * 1/2018 Song D21/747
D823,406 S * 7/2018 Oyler D21/747
D832,952 S * 11/2018 Milleman D21/747
D835,735 S * 12/2018 Chun D21/747
2007/0117653 A1 * 5/2007 Yoneyama A63B 53/0475
473/350

(21) Appl. No.: **29/659,502**
(22) Filed: **Aug. 9, 2018**
(51) **LOC (12) Cl.** **21-02**
(52) **U.S. Cl.**
USPC **D21/747**
(58) **Field of Classification Search**
USPC D21/747-751, 759
CPC A63B 53/00; A63B 53/02; A63B 53/04;
A63B 53/047; A63B 53/0475; A63B
2053/0479; A63B 2053/0483; A63B
2053/0445; A63B 60/00; A63B 60/46
See application file for complete search history.

* cited by examiner

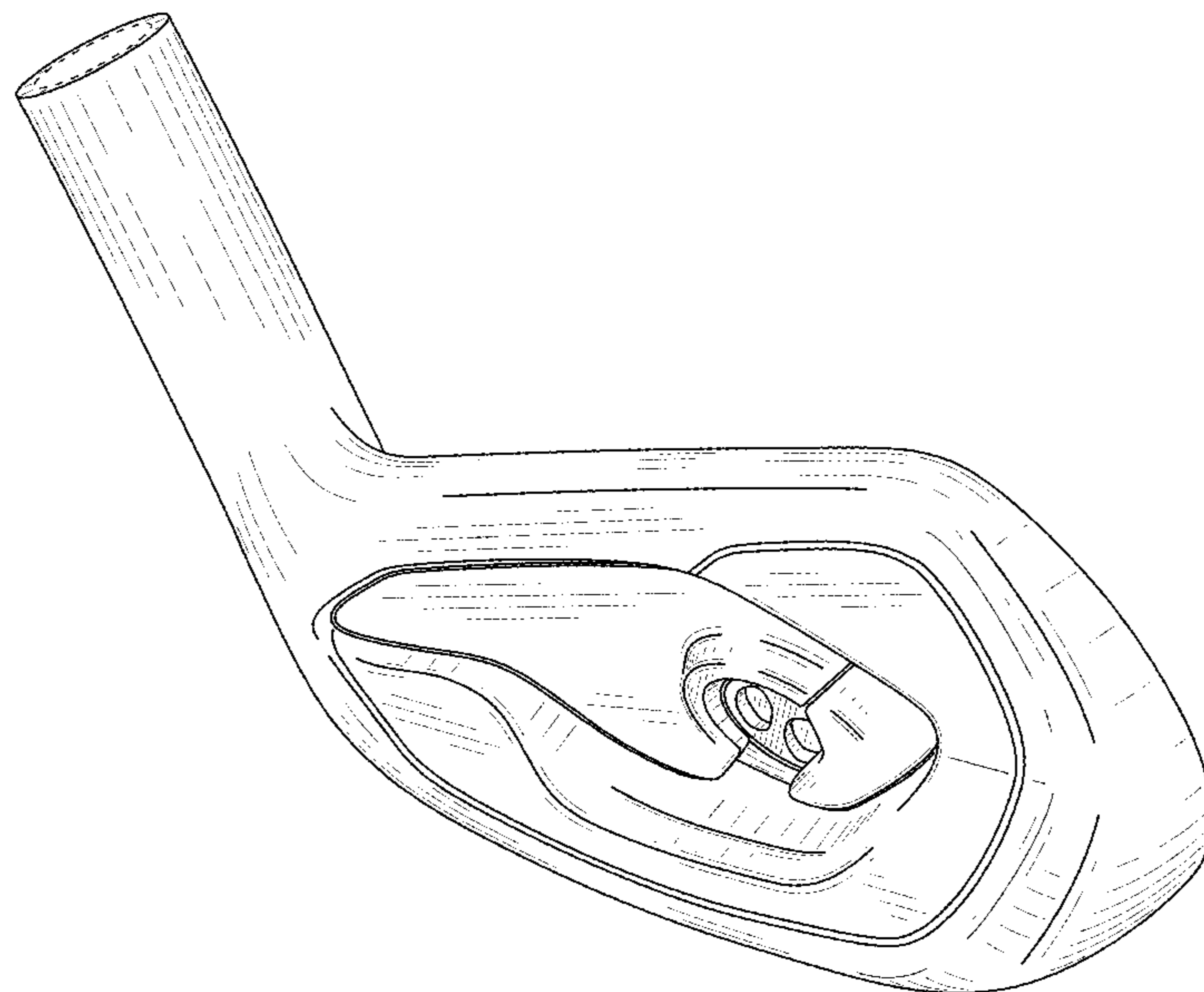
Primary Examiner — Mitchell I. Siegel
(74) *Attorney, Agent, or Firm* — Randy K. Chang

(56) **References Cited**
U.S. PATENT DOCUMENTS
D454,606 S * 3/2002 Helmstetter D21/747
D572,781 S * 7/2008 Kim D21/747
D577,779 S * 9/2008 Roach D21/749
D598,967 S * 8/2009 Kim D21/747
D598,968 S * 8/2009 Wieland D21/747
D614,710 S * 4/2010 Kim D21/747
D674,852 S * 1/2013 Hettinger D21/748
D707,765 S * 6/2014 Engel D21/733

(57) **CLAIM**
The ornamental design for an iron golf club head, as shown and described.

DESCRIPTION
FIG. 1 is a perspective back view of my new design for an iron golf club head;
FIG. 2 is a back view thereof;
FIG. 3 is a top view thereof;
FIG. 4 is a bottom sole view thereof;
FIG. 5 is a front view thereof;
FIG. 6 is a toe thereof; and,
FIG. 7 is a heel view thereof.
The broken line showing of the score lines on the striking surface and the top of the hosel are included for the purpose of illustrating unclaimed subject matter and forms no part of the claimed design.

1 Claim, 5 Drawing Sheets



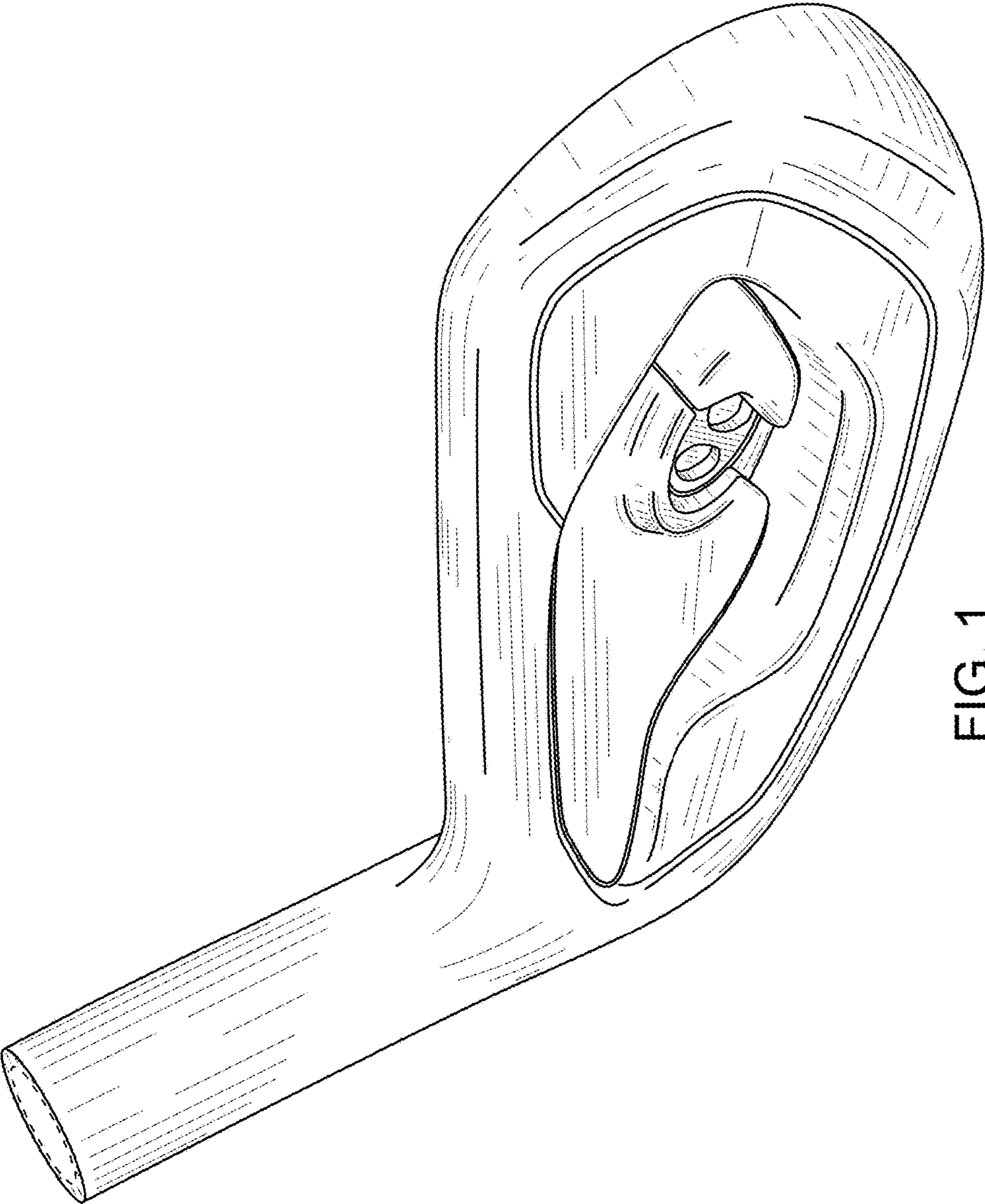


FIG. 1

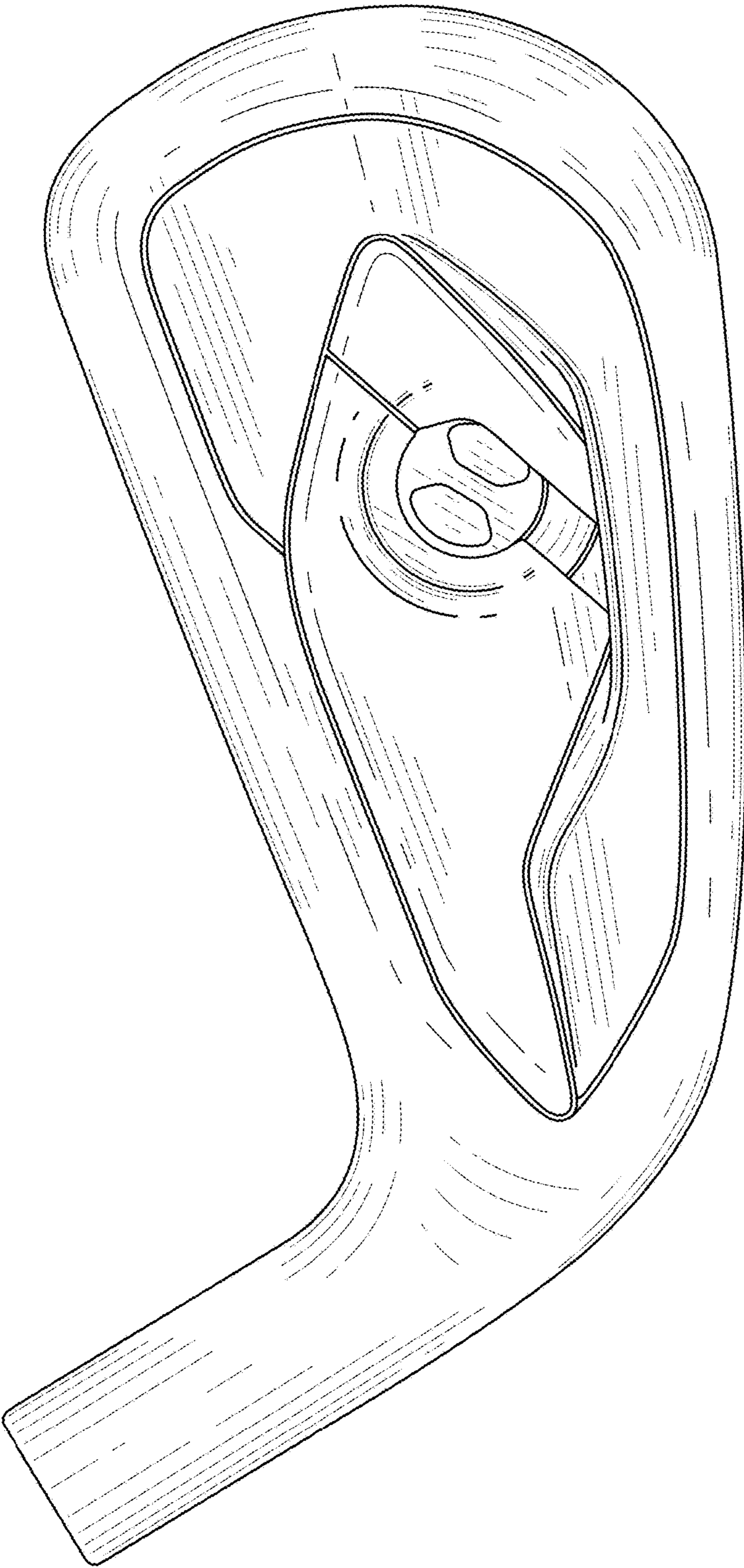


FIG. 2

FIG. 3

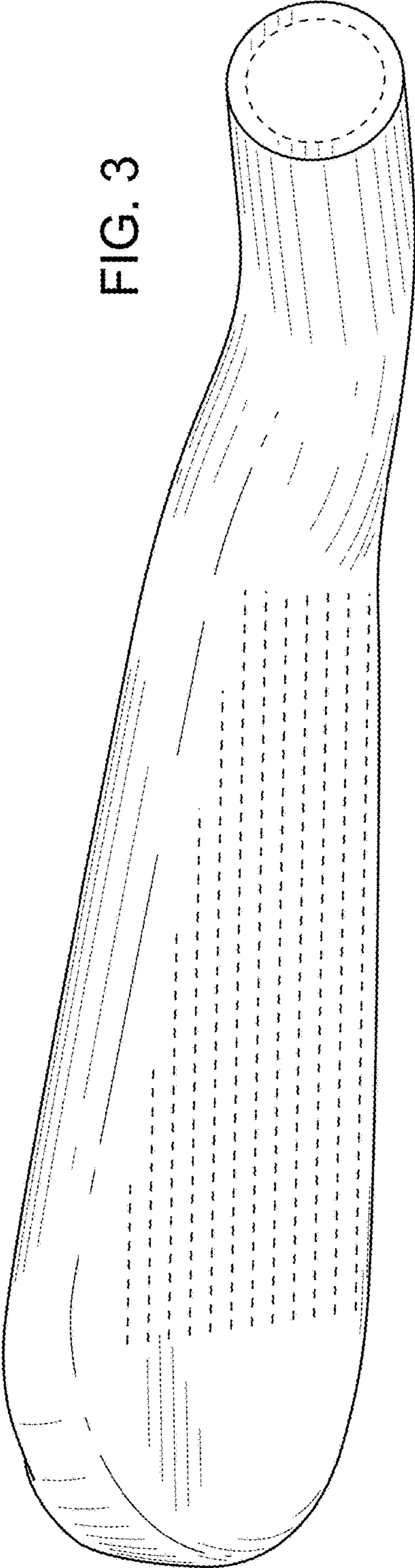
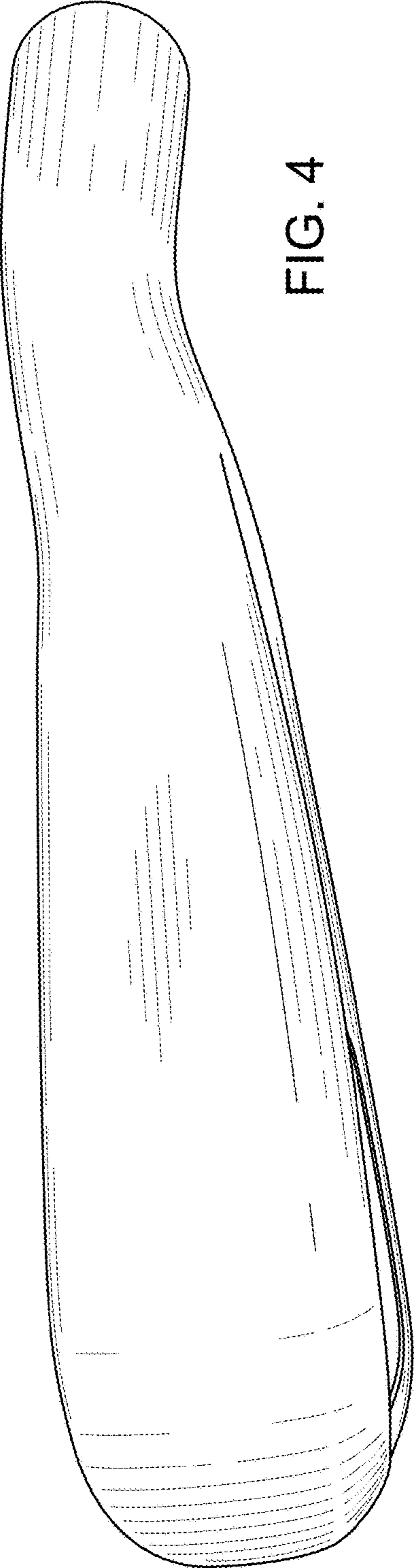


FIG. 4



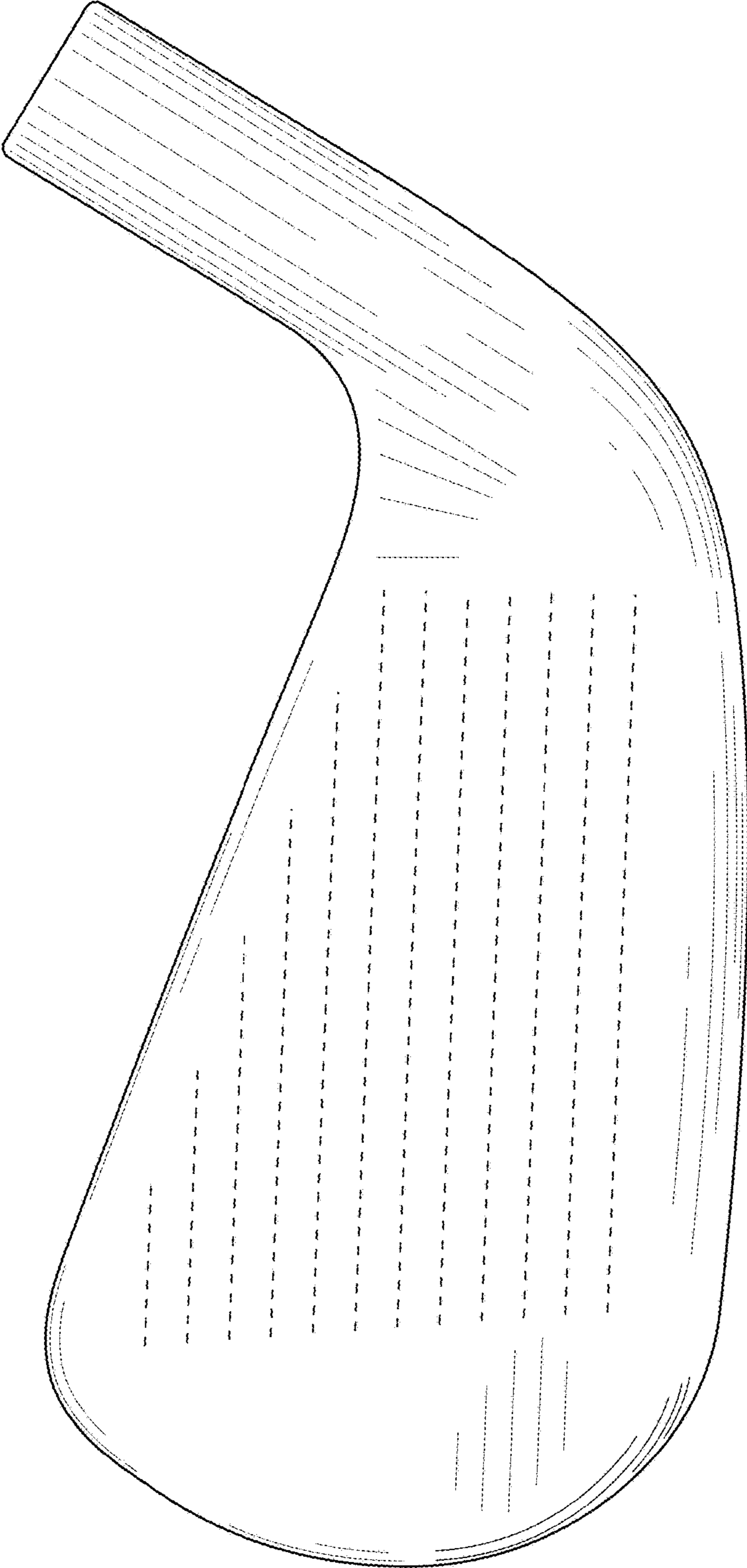


FIG. 5

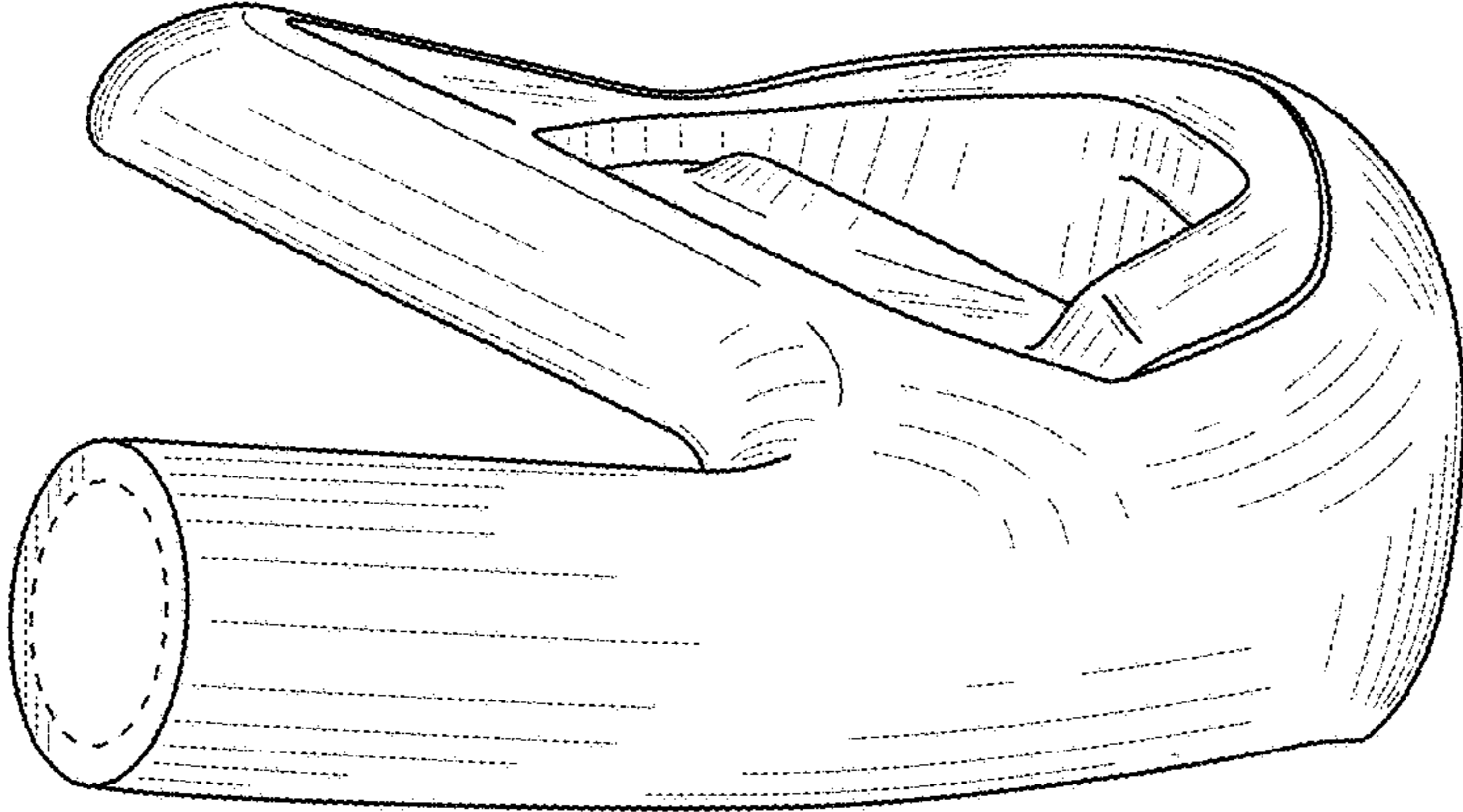


FIG. 7

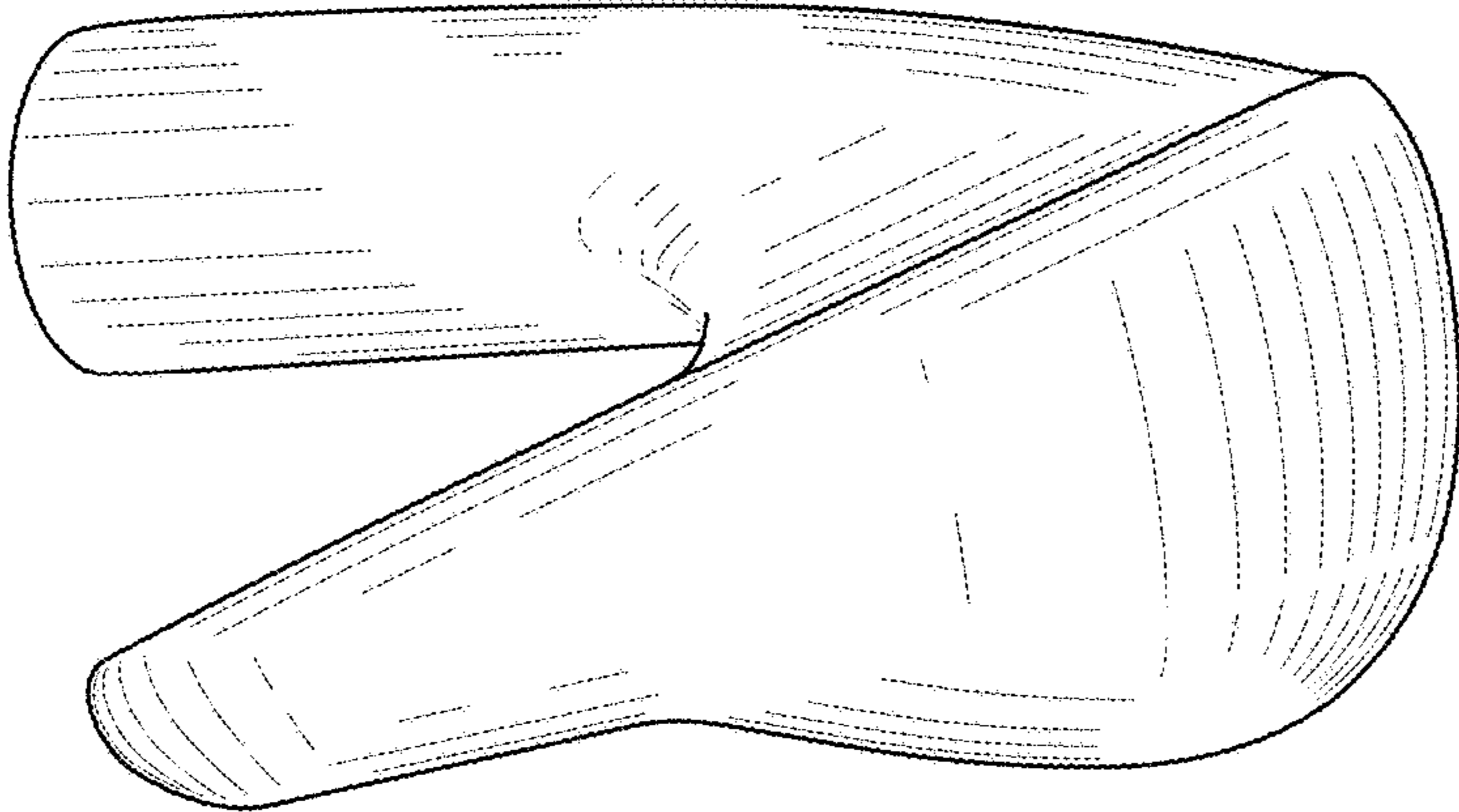


FIG. 6